

Real Functions in Several Variables: Volume VIII

Line Integrals and Surface Integrals

Leif Mejlbro



Download free books at

bookboon.com

Leif Mejlbro

Real Functions in Several Variables

Volume VIII Line Integrals and Surface Integrals

Real Functions in Several Variables: Volume VIII Line Integrals and Surface Integrals

2nd edition

© 2015 Leif Mejlbro & bookboon.com

ISBN 978-87-403-0915-7

Contents

Volume I, Point Sets in \mathbb{R}^n	1
Preface	15
Introduction to volume I, Point sets in \mathbb{R}^n. The maximal domain of a function	19
1 Basic concepts	21
1.1 Introduction	21
1.2 The real linear space \mathbb{R}^n	22
1.3 The vector product	26
1.4 The most commonly used coordinate systems	29
1.5 Point sets in space	37
1.5.1 Interior, exterior and boundary of a set	37
1.5.2 Starshaped and convex sets	40
1.5.3 Catalogue of frequently used point sets in the plane and the space	41
1.6 Quadratic equations in two or three variables. Conic sections	47
1.6.1 Quadratic equations in two variables. Conic sections	47
1.6.2 Quadratic equations in three variables. Conic sectional surfaces	54
1.6.3 Summary of the canonical cases in three variables	66
2 Some useful procedures	67
2.1 Introduction	67
2.2 Integration of trigonometric polynomials	67
2.3 Complex decomposition of a fraction of two polynomials	69
2.4 Integration of a fraction of two polynomials	72
3 Examples of point sets	75
3.1 Point sets	75
3.2 Conics and conical sections	104
4 Formulæ	115
4.1 Squares etc.	115
4.2 Powers etc.	115
4.3 Differentiation	116
4.4 Special derivatives	116
4.5 Integration	118
4.6 Special antiderivatives	119
4.7 Trigonometric formulæ	121
4.8 Hyperbolic formulæ	123
4.9 Complex transformation formulæ	124
4.10 Taylor expansions	124
4.11 Magnitudes of functions	125
Index	127

Volume II, Continuous Functions in Several Variables	133
Preface	147
Introduction to volume II, Continuous Functions in Several Variables	151
5 Continuous functions in several variables	153
5.1 Maps in general	153
5.2 Functions in several variables	154
5.3 Vector functions	157
5.4 Visualization of functions	158
5.5 Implicit given function	161
5.6 Limits and continuity	162
5.7 Continuous functions	168
5.8 Continuous curves	170
5.8.1 Parametric description	170
5.8.2 Change of parameter of a curve	174
5.9 Connectedness	175
5.10 Continuous surfaces in \mathbb{R}^3	177
5.10.1 Parametric description and continuity	177
5.10.2 Cylindric surfaces	180
5.10.3 Surfaces of revolution	181
5.10.4 Boundary curves, closed surface and orientation of surfaces	182
5.11 Main theorems for continuous functions	185
6 A useful procedure	189
6.1 The domain of a function	189
7 Examples of continuous functions in several variables	191
7.1 Maximal domain of a function	191
7.2 Level curves and level surfaces	198
7.3 Continuous functions	212
7.4 Description of curves	227
7.5 Connected sets	241
7.6 Description of surfaces	245
8 Formulæ	257
8.1 Squares etc.	257
8.2 Powers etc.	257
8.3 Differentiation	258
8.4 Special derivatives	258
8.5 Integration	260
8.6 Special antiderivatives	261
8.7 Trigonometric formulæ	263
8.8 Hyperbolic formulæ	265
8.9 Complex transformation formulæ	266
8.10 Taylor expansions	266
8.11 Magnitudes of functions	267
Index	269

Volume III, Differentiable Functions in Several Variables	275
Preface	289
Introduction to volume III, Differentiable Functions in Several Variables	293
9 Differentiable functions in several variables	295
9.1 Differentiability	295
9.1.1 The gradient and the differential	295
9.1.2 Partial derivatives	298
9.1.3 Differentiable vector functions	303
9.1.4 The approximating polynomial of degree 1	304
9.2 The chain rule	305
9.2.1 The elementary chain rule	305
9.2.2 The first special case	308
9.2.3 The second special case	309
9.2.4 The third special case	310
9.2.5 The general chain rule	314
9.3 Directional derivative	317
9.4 C^n -functions	318
9.5 Taylor's formula	321
9.5.1 Taylor's formula in one dimension	321
9.5.2 Taylor expansion of order 1	322
9.5.3 Taylor expansion of order 2 in the plane	323
9.5.4 The approximating polynomial	326
10 Some useful procedures	333
10.1 Introduction	333
10.2 The chain rule	333
10.3 Calculation of the directional derivative	334
10.4 Approximating polynomials	336
11 Examples of differentiable functions	339
11.1 Gradient	339
11.2 The chain rule	352
11.3 Directional derivative	375
11.4 Partial derivatives of higher order	382
11.5 Taylor's formula for functions of several variables	404
12 Formulæ	445
12.1 Squares etc.	445
12.2 Powers etc.	445
12.3 Differentiation	446
12.4 Special derivatives	446
12.5 Integration	448
12.6 Special antiderivatives	449
12.7 Trigonometric formulæ	451
12.8 Hyperbolic formulæ	453
12.9 Complex transformation formulæ	454
12.10 Taylor expansions	454
12.11 Magnitudes of functions	455
Index	457

Volume IV, Differentiable Functions in Several Variables	463
Preface	477
Introduction to volume IV, Curves and Surfaces	481
13 Differentiable curves and surfaces, and line integrals in several variables	483
13.1 Introduction	483
13.2 Differentiable curves	483
13.3 Level curves	492
13.4 Differentiable surfaces	495
13.5 Special C^1 -surfaces	499
13.6 Level surfaces	503
14 Examples of tangents (curves) and tangent planes (surfaces)	505
14.1 Examples of tangents to curves	505
14.2 Examples of tangent planes to a surface	520
15 Formulæ	541
15.1 Squares etc.	541
15.2 Powers etc.	541
15.3 Differentiation	542
15.4 Special derivatives	542
15.5 Integration	544
15.6 Special antiderivatives	545
15.7 Trigonometric formulæ	547
15.8 Hyperbolic formulæ	549
15.9 Complex transformation formulæ	550
15.10 Taylor expansions	550
15.11 Magnitudes of functions	551
Index	553
Volume V, Differentiable Functions in Several Variables	559
Preface	573
Introduction to volume V, The range of a function, Extrema of a Function in Several Variables	577
16 The range of a function	579
16.1 Introduction	579
16.2 Global extrema of a continuous function	581
16.2.1 A necessary condition	581
16.2.2 The case of a closed and bounded domain of f	583
16.2.3 The case of a bounded but not closed domain of f	599
16.2.4 The case of an unbounded domain of f	608
16.3 Local extrema of a continuous function	611
16.3.1 Local extrema in general	611
16.3.2 Application of Taylor's formula	616
16.4 Extremum for continuous functions in three or more variables	625
17 Examples of global and local extrema	631
17.1 MAPLE	631
17.2 Examples of extremum for two variables	632
17.3 Examples of extremum for three variables	668

17.4	Examples of maxima and minima	677
17.5	Examples of ranges of functions	769
18	Formulæ	811
18.1	Squares etc.	811
18.2	Powers etc.	811
18.3	Differentiation	812
18.4	Special derivatives	812
18.5	Integration	814
18.6	Special antiderivatives	815
18.7	Trigonometric formulæ	817
18.8	Hyperbolic formulæ	819
18.9	Complex transformation formulæ	820
18.10	Taylor expansions	820
18.11	Magnitudes of functions	821
Index		823
Volume VI, Antiderivatives and Plane Integrals		829
Preface		841
Introduction to volume VI, Integration of a function in several variables		845
19 Antiderivatives of functions in several variables		847
19.1	The theory of antiderivatives of functions in several variables	847
19.2	Templates for gradient fields and antiderivatives of functions in three variables	858
19.3	Examples of gradient fields and antiderivatives	863
20 Integration in the plane		881
20.1	An overview of integration in the plane and in the space	881
20.2	Introduction	882
20.3	The plane integral in rectangular coordinates	887
20.3.1	Reduction in rectangular coordinates	887
20.3.2	The colour code, and a procedure of calculating a plane integral	890
20.4	Examples of the plane integral in rectangular coordinates	894
20.5	The plane integral in polar coordinates	936
20.6	Procedure of reduction of the plane integral; polar version	944
20.7	Examples of the plane integral in polar coordinates	948
20.8	Examples of area in polar coordinates	972
21 Formulæ		977
21.1	Squares etc.	977
21.2	Powers etc.	977
21.3	Differentiation	978
21.4	Special derivatives	978
21.5	Integration	980
21.6	Special antiderivatives	981
21.7	Trigonometric formulæ	983
21.8	Hyperbolic formulæ	985
21.9	Complex transformation formulæ	986
21.10	Taylor expansions	986
21.11	Magnitudes of functions	987
Index		989

Volume VII, Space Integrals	995
Preface	1009
Introduction to volume VII, The space integral	1013
22 The space integral in rectangular coordinates	1015
22.1 Introduction	1015
22.2 Overview of setting up of a line, a plane, a surface or a space integral	1015
22.3 Reduction theorems in rectangular coordinates	1021
22.4 Procedure for reduction of space integral in rectangular coordinates	1024
22.5 Examples of space integrals in rectangular coordinates	1026
23 The space integral in semi-polar coordinates	1055
23.1 Reduction theorem in semi-polar coordinates	1055
23.2 Procedures for reduction of space integral in semi-polar coordinates	1056
23.3 Examples of space integrals in semi-polar coordinates	1058
24 The space integral in spherical coordinates	1081
24.1 Reduction theorem in spherical coordinates	1081
24.2 Procedures for reduction of space integral in spherical coordinates	1082
24.3 Examples of space integrals in spherical coordinates	1084
24.4 Examples of volumes	1107
24.5 Examples of moments of inertia and centres of gravity	1116
25 Formulæ	1125
25.1 Squares etc.	1125
25.2 Powers etc.	1125
25.3 Differentiation	1126
25.4 Special derivatives	1126
25.5 Integration	1128
25.6 Special antiderivatives	1129
25.7 Trigonometric formulæ	1131
25.8 Hyperbolic formulæ	1133
25.9 Complex transformation formulæ	1134
25.10 Taylor expansions	1134
25.11 Magnitudes of functions	1135
Index	1137
Volume VIII, Line Integrals and Surface Integrals	1143
Preface	1157
Introduction to volume VIII, The line integral and the surface integral	1161
26 The line integral	1163
26.1 Introduction	1163
26.2 Reduction theorem of the line integral	1163
26.2.1 Natural parametric description	1166
26.3 Procedures for reduction of a line integral	1167
26.4 Examples of the line integral in rectangular coordinates	1168
26.5 Examples of the line integral in polar coordinates	1190
26.6 Examples of arc lengths and parametric descriptions by the arc length	1201

27	The surface integral	1227
27.1	The reduction theorem for a surface integral	1227
27.1.1	The integral over the graph of a function in two variables	1229
27.1.2	The integral over a cylindric surface	1230
27.1.3	The integral over a surface of revolution	1232
27.2	Procedures for reduction of a surface integral	1233
27.3	Examples of surface integrals	1235
27.4	Examples of surface area	1296
28	Formulæ	1315
28.1	Squares etc.	1315
28.2	Powers etc.	1315
28.3	Differentiation	1316
28.4	Special derivatives	1316
28.5	Integration	1318
28.6	Special antiderivatives	1319
28.7	Trigonometric formulæ	1321
28.8	Hyperbolic formulæ	1323
28.9	Complex transformation formulæ	1324
28.10	Taylor expansions	1324
28.11	Magnitudes of functions	1325
	Index	1327

www.sylvania.com

We do not reinvent the wheel we reinvent light.

Fascinating lighting offers an infinite spectrum of possibilities: Innovative technologies and new markets provide both opportunities and challenges. An environment in which your expertise is in high demand. Enjoy the supportive working atmosphere within our global group and benefit from international career paths. Implement sustainable ideas in close cooperation with other specialists and contribute to influencing our future. Come and join us in reinventing light every day.

Light is OSRAM

OSRAM SYLVANIA



Volume IX, Transformation formulæ and improper integrals	1333
Preface	1347
Introduction to volume IX, Transformation formulæ and improper integrals	1351
29 Transformation of plane and space integrals	1353
29.1 Transformation of a plane integral	1353
29.2 Transformation of a space integral	1355
29.3 Procedures for the transformation of plane or space integrals	1358
29.4 Examples of transformation of plane and space integrals	1359
30 Improper integrals	1411
30.1 Introduction	1411
30.2 Theorems for improper integrals	1413
30.3 Procedure for improper integrals; bounded domain	1415
30.4 Procedure for improper integrals; unbounded domain	1417
30.5 Examples of improper integrals	1418
31 Formulæ	1447
31.1 Squares etc.	1447
31.2 Powers etc.	1447
31.3 Differentiation	1448
31.4 Special derivatives	1448
31.5 Integration	1450
31.6 Special antiderivatives	1451
31.7 Trigonometric formulæ	1453
31.8 Hyperbolic formulæ	1455
31.9 Complex transformation formulæ	1456
31.10 Taylor expansions	1456
31.11 Magnitudes of functions	1457
Index	1459
Volume X, Vector Fields I; Gauß's Theorem	1465
Preface	1479
Introduction to volume X, Vector fields; Gauß's Theorem	1483
32 Tangential line integrals	1485
32.1 Introduction	1485
32.2 The tangential line integral. Gradient fields.	1485
32.3 Tangential line integrals in Physics	1498
32.4 Overview of the theorems and methods concerning tangential line integrals and gradient fields	1499
32.5 Examples of tangential line integrals	1502
33 Flux and divergence of a vector field. Gauß's theorem	1535
33.1 Flux	1535
33.2 Divergence and Gauß's theorem	1540
33.3 Applications in Physics	1544
33.3.1 Magnetic flux	1544
33.3.2 Coulomb vector field	1545
33.3.3 Continuity equation	1548
33.4 Procedures for flux and divergence of a vector field; Gauß's theorem	1549
33.4.1 Procedure for calculation of a flux	1549
33.4.2 Application of Gauß's theorem	1549
33.5 Examples of flux and divergence of a vector field; Gauß's theorem	1551
33.5.1 Examples of calculation of the flux	1551
33.5.2 Examples of application of Gauß's theorem	1580

34 Formulæ	1619
34.1 Squares etc.	1619
34.2 Powers etc.	1619
34.3 Differentiation	1620
34.4 Special derivatives	1620
34.5 Integration	1622
34.6 Special antiderivatives	1623
34.7 Trigonometric formulæ	1625
34.8 Hyperbolic formulæ	1627
34.9 Complex transformation formulæ	1628
34.10 Taylor expansions	1628
34.11 Magnitudes of functions	1629
Index	1631
Volume XI, Vector Fields II; Stokes's Theorem	1637
Preface	1651
Introduction to volume XI, Vector fields II; Stokes's Theorem; nabla calculus	1655
35 Rotation of a vector field; Stokes's theorem	1657
35.1 Rotation of a vector field in \mathbb{R}^3	1657
35.2 Stokes's theorem	1661
35.3 Maxwell's equations	1669
35.3.1 The electrostatic field	1669
35.3.2 The magnostatic field	1671
35.3.3 Summary of Maxwell's equations	1679
35.4 Procedure for the calculation of the rotation of a vector field and applications of Stokes's theorem	1682



Discover the truth at www.deloitte.ca/careers

Deloitte.

© Deloitte & Touche LLP and affiliated entities.



Click on the ad to read more

35.5	Examples of the calculation of the rotation of a vector field and applications of Stokes's theorem	1684
35.5.1	Examples of divergence and rotation of a vector field	1684
35.5.2	General examples	1691
35.5.3	Examples of applications of Stokes's theorem	1700
36	Nabla calculus	1739
36.1	The vectorial differential operator ∇	1739
36.2	Differentiation of products	1741
36.3	Differentiation of second order	1743
36.4	Nabla applied on \mathbf{x}	1745
36.5	The integral theorems	1746
36.6	Partial integration	1749
36.7	Overview of Nabla calculus	1750
36.8	Overview of partial integration in higher dimensions	1752
36.9	Examples in nabla calculus	1754
37	Formulæ	1769
37.1	Squares etc.	1769
37.2	Powers etc.	1769
37.3	Differentiation	1770
37.4	Special derivatives	1770
37.5	Integration	1772
37.6	Special antiderivatives	1773
37.7	Trigonometric formulæ	1775
37.8	Hyperbolic formulæ	1777
37.9	Complex transformation formulæ	1778
37.10	Taylor expansions	1778
37.11	Magnitudes of functions	1779
Index		1781
Volume XII, Vector Fields III; Potentials, Harmonic Functions and Green's Identities		1787
Preface		1801
Introduction to volume XII, Vector fields III; Potentials, Harmonic Functions and Green's Identities		1805
38 Potentials		1807
38.1	Definitions of scalar and vectorial potentials	1807
38.2	A vector field given by its rotation and divergence	1813
38.3	Some applications in Physics	1816
38.4	Examples from Electromagnetism	1819
38.5	Scalar and vector potentials	1838
39 Harmonic functions and Green's identities		1889
39.1	Harmonic functions	1889
39.2	Green's first identity	1890
39.3	Green's second identity	1891
39.4	Green's third identity	1896
39.5	Green's identities in the plane	1898
39.6	Gradient, divergence and rotation in semi-polar and spherical coordinates	1899
39.7	Examples of applications of Green's identities	1901
39.8	Overview of Green's theorems in the plane	1909
39.9	Miscellaneous examples	1910

40	Formulæ	1923
40.1	Squares etc.	1923
40.2	Powers etc.	1923
40.3	Differentiation	1924
40.4	Special derivatives	1924
40.5	Integration	1926
40.6	Special antiderivatives	1927
40.7	Trigonometric formulæ	1929
40.8	Hyperbolic formulæ	1931
40.9	Complex transformation formulæ	1932
40.10	Taylor expansions	1932
40.11	Magnitudes of functions	1933
	Index	1935

SIMPLY CLEVER

ŠKODA



We will turn your CV into
an opportunity of a lifetime



Do you like cars? Would you like to be a part of a successful brand?
We will appreciate and reward both your enthusiasm and talent.
Send us your CV. You will be surprised where it can take you.

Send us your CV on
www.employerforlife.com



Click on the ad to read more

Preface

The topic of this series of books on “*Real Functions in Several Variables*” is very important in the description in e.g. *Mechanics* of the real 3-dimensional world that we live in. Therefore, we start from the very beginning, modelling this world by using the coordinates of \mathbb{R}^3 to describe e.g. a motion in space. There is, however, absolutely no reason to restrict ourselves to \mathbb{R}^3 alone. Some motions may be rectilinear, so only \mathbb{R} is needed to describe their movements on a line segment. This opens up for also dealing with \mathbb{R}^2 , when we consider plane motions. In more elaborate problems we need higher dimensional spaces. This may be the case in *Probability Theory* and *Statistics*. Therefore, we shall in general use \mathbb{R}^n as our abstract model, and then restrict ourselves in examples mainly to \mathbb{R}^2 and \mathbb{R}^3 .

For rectilinear motions the familiar *rectangular coordinate system* is the most convenient one to apply. However, as known from e.g. *Mechanics*, circular motions are also very important in the applications in engineering. It becomes natural alternatively to apply in \mathbb{R}^2 the so-called *polar coordinates* in the plane. They are convenient to describe a circle, where the rectangular coordinates usually give some nasty square roots, which are difficult to handle in practice.

Rectangular coordinates and polar coordinates are designed to model each their problems. They supplement each other, so difficult computations in one of these coordinate systems may be easy, and even trivial, in the other one. It is therefore important always in advance carefully to analyze the geometry of e.g. a domain, so we ask the question: Is this domain best described in rectangular or in polar coordinates?

Sometimes one may split a problem into two subproblems, where we apply rectangular coordinates in one of them and polar coordinates in the other one.

It should be mentioned that in *real life* (though not in these books) one cannot always split a problem into two subproblems as above. Then one is really in trouble, and more advanced mathematical methods should be applied instead. This is, however, outside the scope of the present series of books.

The idea of polar coordinates can be extended in two ways to \mathbb{R}^3 . Either to *semi-polar* or *cylindric coordinates*, which are designed to describe a cylinder, or to *spherical coordinates*, which are excellent for describing spheres, where rectangular coordinates usually are doomed to fail. We use them already in daily life, when we specify a place on Earth by its longitude and latitude! It would be very awkward in this case to use rectangular coordinates instead, even if it is possible.

Concerning the contents, we begin this investigation by modelling point sets in an n -dimensional Euclidean space E^n by \mathbb{R}^n . There is a subtle difference between E^n and \mathbb{R}^n , although we often identify these two spaces. In E^n we use *geometrical methods* without a coordinate system, so the objects are independent of such a choice. In the coordinate space \mathbb{R}^n we can use ordinary calculus, which in principle is not possible in E^n . In order to stress this point, we call E^n the “abstract space” (in the sense of calculus; not in the sense of geometry) as a warning to the reader. Also, whenever necessary, we use the colour black in the “abstract space”, in order to stress that this expression is theoretical, while variables given in a chosen coordinate system and their related concepts are given the colours blue, red and green.

We also include the most basic of what mathematicians call *Topology*, which will be necessary in the following. We describe what we need by a function.

Then we proceed with limits and continuity of functions and define continuous curves and surfaces, with parameters from subsets of \mathbb{R} and \mathbb{R}^2 , resp..

Continue with (partial) differentiable functions, curves and surfaces, the chain rule and Taylor's formula for functions in several variables.

We deal with maxima and minima and extrema of functions in several variables over a domain in \mathbb{R}^n . This is a very important subject, so there are given many worked examples to illustrate the theory.

Then we turn to the problems of integration, where we specify four different types with increasing complexity, *plane integral*, *space integral*, *curve (or line) integral* and *surface integral*.

Finally, we consider *vector analysis*, where we deal with vector fields, Gauß's theorem and Stokes's theorem. All these subjects are very important in theoretical Physics.

The structure of this series of books is that each subject is *usually* (but not always) described by three successive chapters. In the first chapter a brief theoretical theory is given. The next chapter gives some practical guidelines of how to solve problems connected with the subject under consideration. Finally, some worked out examples are given, in many cases in several variants, because the standard solution method is seldom the only way, and it may even be clumsy compared with other possibilities.

I have as far as possible structured the examples according to the following scheme:

A *Awareness*, i.e. a short description of what is the problem.

D *Decision*, i.e. a reflection over what should be done with the problem.

I *Implementation*, i.e. where all the calculations are made.

C *Control*, i.e. a test of the result.

This is an ideal form of a general procedure of solution. It can be used in any situation and it is not linked to Mathematics alone. I learned it many years ago in the Theory of Telecommunication in a situation which did not contain Mathematics at all. The student is recommended to use it also in other disciplines.

From high school one is used to immediately to proceed to **I. Implementation**. However, examples and problems at university level, let alone situations in real life, are often so complicated that it in general will be a good investment also to spend some time on the first two points above in order to be absolutely certain of what to do in a particular case. Note that the first three points, **ADI**, can always be executed.

This is unfortunately not the case with **C Control**, because it from now on may be difficult, if possible, to check one's solution. It is only an extra securing whenever it is possible, but we cannot include it always in our solution form above.

I shall on purpose not use the logical signs. These should in general be avoided in Calculus as a shorthand, because they are often (too often, I would say) misused. Instead of \wedge I shall either write "and", or a comma, and instead of \vee I shall write "or". The arrows \Rightarrow and \Leftrightarrow are in particular misunderstood by the students, so they should be totally avoided. They are not telegram short hands, and from a logical point of view they usually do not make sense at all! Instead, write in a plain language what you mean or want to do. This is difficult in the beginning, but after some practice it becomes routine, and it will give more precise information.

When we deal with multiple integrals, one of the possible pedagogical ways of solving problems has been to colour variables, integrals and upper and lower bounds in blue, red and green, so the reader by the colour code can see in each integral what is the variable, and what are the parameters, which

do not enter the integration under consideration. We shall of course build up a hierarchy of these colours, so the order of integration will always be defined. As already mentioned above we reserve the colour black for the theoretical expressions, where we cannot use ordinary calculus, because the symbols are only shorthand for a concept.

The author has been very grateful to his old friend and colleague, the late Per Wennerberg Karlsson, for many discussions of how to present these difficult topics on real functions in several variables, and for his permission to use his textbook as a template of this present series. Nevertheless, the author has felt it necessary to make quite a few changes compared with the old textbook, because we did not always agree, and some of the topics could also be explained in another way, and then of course the results of our discussions have here been put in writing for the first time.

The author also adds some calculations in MAPLE, which interact nicely with the theoretic text. Note, however, that when one applies MAPLE, one is forced first to make a geometrical analysis of the domain of integration, i.e. apply some of the techniques developed in the present books.

The theory and methods of these volumes on “Real Functions in Several Variables” are applied constantly in higher Mathematics, Mechanics and Engineering Sciences. It is of paramount importance for the calculations in *Probability Theory*, where one constantly integrate over some point set in space.

It is my hope that this text, these guidelines and these examples, of which many are treated in more ways to show that the solutions procedures are not unique, may be of some inspiration for the students who have just started their studies at the universities.

Finally, even if I have tried to write as careful as possible, I doubt that all errors have been removed. I hope that the reader will forgive me the unavoidable errors.

Leif Mejlbro
March 21, 2015

I joined MITAS because
I wanted **real responsibility**

The Graduate Programme
for Engineers and Geoscientists
www.discovermitas.com



Month 16

I was a construction
supervisor in
the North Sea
advising and
helping foremen
solve problems

Real work
International opportunities
Three work placements



 **MAERSK**

Introduction to volume VIII, The line integral and the surface integral

This is the eighth volume in the series of books on *Real Functions in Several Variables*.

We investigate in Chapter 26 the line integrals in space, i.e. there is given a curve \mathcal{K} in space and a continuous function $f : \mathcal{K} \rightarrow \mathbb{R}$. For mathematical reasons we assume that f is continuous on a slightly larger closed and bounded set A , which contains \mathcal{K} . Then we define the line integral

$$\int_{\mathcal{K}} f \, ds,$$

and set up some theorems and procedures of how to calculate the actual value of this symbol. We can visualize this by attaching to each point of the curve the value of f at this point as a density, and then we stretch out the curve and lie it down following the x -axis in the plane. This gives us a function $\tilde{f} : B \rightarrow \mathbb{R}$, where $B \subset \mathbb{R}^1$, which can be integrated in the well-known way. The price of this straightening out the curve is – not surprisingly – a weight function, which is added as a factor to the integrand. This weight function is specified by the curve. It usually contains a square root, which means that applications of mathematical programs like MAPLE and MATHEMATICA may be more difficult, and one should use special packages. Since the examples have been designed as simple as possible, such that one can calculate everything by hand, we have not put much labour into MAPLE in this volume. One always first has to perform a geometrical analysis, before one can set up the integral, and before one can apply MAPLE, and then it does not make sense to emphasize the use of MAPLE, because it is not in focus here.

In Chapter 27 we go a step further, by replacing the line above by a surface \mathcal{F} in \mathbb{R}^3 . If f is a continuous function defined on \mathcal{F} (or on a slightly larger set), then we introduce the *surface integral*

$$\int_{\mathcal{F}} f \, dS,$$

and analyze the area element dS in order to obtain a reduction formula to e.g. a double integral in the parameter domain $E \subset \mathbb{R}^2$. Again the prize for this straightening out the surface to a subset of the plane is the introduction of a weight function as a factor. Given describing parameters (u, v) of the surface these define two systems of parameter curves, by which we construct a field of normal vectors to the surface. The weight function at a point is then the length of the corresponding normal vector. Since the length in \mathbb{R}^3 always involves a square root, we are in the same situation as above for the line integral. Programs like MAPLE do not like these problems, unless we use some special extra packages. In order not to focus too much on MAPLE problems we shall only occasionally apply MAPLE.

26 The line integral

26.1 Introduction

The idea of replacing an abstract integral over a set by an ordinary rectangular integration over some parameter space at the cost of adding a weight function as a factor to the integrand can also be applied in other situations.

We start with the 1-dimensional case, i.e. consider a C^1 -curve \mathcal{C} in the general space \mathbb{R}^m . We shall in this Chapter 26 explain the *line integral*, notated by

$$\int_{\mathcal{C}} f(\mathbf{x}) \, ds.$$

We shall find the weight function in the chosen parameter domain, when the type of coordinate system has been chosen.

This idea is then extended in Chapter 27 to surfaces in two dimensions, i.e. we want to define the abstract *surface integral*

$$\int_{\mathcal{F}} f(\mathbf{x}) \, dS,$$

where \mathcal{S} is some 2-dimensional C^1 -surface, typically in \mathbb{R}^3 , but higher dimensional spaces \mathbb{R}^m are not excluded. We find in the chosen parameters (u, v) used in the description of the surface the relevant weight function, which is used in the reduction theorem.

More general, we consider in Chapter 28 the problem of how to change variables in the previously considered plane and space integrals. The structure is the same as above. We first find the relevant weight function and then integrate in the new variables.

Finally, we add for completeness Chapter 29 on improper integrals, where the domain is either not bounded or closed.

26.2 Reduction theorem of the line integral

Let \mathcal{C} be a C^1 -curve of parametric description

$$\mathcal{C} : \{ \mathbf{x} \in \mathbb{R}^m \mid \mathbf{x} = \mathbf{r}(t), t \in [a, b] \}, \quad \mathbf{r} \in C^1.$$

Any $m \in \mathbb{N}$ is possible here, but we shall mostly only consider $m = 2$ (plane curves) and $m = 3$ (space curves).

Then (cf. Figure 26.1)

$$\mathbf{r}(t + \Delta t) - \mathbf{r}(t) \approx \mathbf{r}'(t)\Delta t,$$

which is a small *vector*. The corresponding infinitesimal *length* (the line element) at the point $\mathbf{x} = \mathbf{r}(t)$ must therefore have the structure

$$ds = \|\mathbf{r}'(t)\| \, dt.$$

It should not come as a surprise that this can indeed be proved (we shall of course skip the proof here), so we can formulate the following

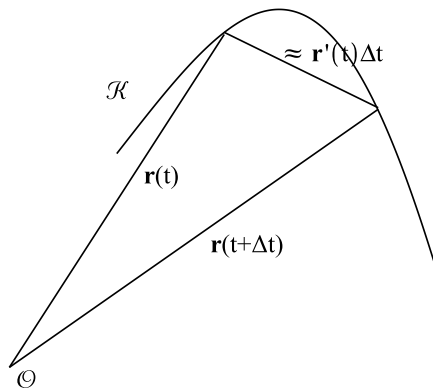


Figure 26.1: Analysis of the line element $ds \approx \|\mathbf{r}'(t)\|\Delta t$.

Theorem 26.1 Reduction theorem for a line integral. *Given a C^1 -curve \mathcal{C} of parametric description (a function) $\mathbf{r} : [a, b] \rightarrow \mathbb{R}^m$, where \mathbf{r} is injective almost everywhere. Let A be a closed and bounded set, such that $\mathcal{C} \subseteq A \subset \mathbb{R}^m$, and let $f : A \rightarrow \mathbb{R}$ be a continuous function. Then the line integral is reduced in the following way,*

$$\int_{\mathcal{C}} f(\mathbf{x}) ds = \int_a^b f(\mathbf{r}(t)) \|\mathbf{r}'(t)\| dt.$$

ie business school

#1 EUROPEAN BUSINESS SCHOOL
FINANCIAL TIMES 2013

#gobeyond

MASTER IN MANAGEMENT

Because achieving your dreams is your greatest challenge. IE Business School's Master in Management taught in English, Spanish or bilingually, trains young high performance professionals at the beginning of their career through an innovative and stimulating program that will help them reach their full potential.

- Choose your area of specialization.
- Customize your master through the different options offered.
- Global Immersion Weeks in locations such as London, Silicon Valley or Shanghai.

Because you change, we change with you.

www.ie.edu/master-management | mim.admissions@ie.edu | f t in YouTube



One can visualize the process above as if we are straightening out the curve \mathcal{C} to a straight line, represented by the interval $[a, b]$ and the additional weight function $\|\mathbf{r}'(t)\|$. The latter has the same structure as if we were changing variables in \mathbb{R} , only this is not taking place between two line segments, but between a curve and a line segment. If we use the curve length as a parameter, then the picture becomes even more clear. Form the curve by some wire and then stretch it out, before it is laid down on the x -axis, and let the function values follow this stretching. Clearly, we must therefore introduce the curve length, so we put $f(\mathbf{x}) \equiv 1$ above to get

Theorem 26.2 The length of a curve. *Let \mathcal{C} be a piecewise C^1 -curve of parametric description $\mathbf{r} : [a, b] \rightarrow \mathbb{R}^m$, where \mathbf{r} is injective almost everywhere. Then the length of \mathcal{C} is given by*

$$\ell(\mathcal{C}) = \int_a^b \|\mathbf{r}'(t)\| dt.$$

Of special importance are the plane curves, where $m = 2$, so for later reference we here include an overview of the line elements, when the parametric description is given by either a function (i.e. graph) in rectangular coordinates (x, y) , or a function (i.e. a graph) in polar coordinates (ϱ, φ) in the plane.

1) **Rectangular coordinates.** The curve is given as the graph of the function

$$y = Y(x), \quad x \in [a, b], \quad Y \in C^1.$$

Then the line element is

$$ds = \sqrt{1 + (Y'(x))^2} dx.$$

2) **Polar coordinates, first version.** The curve is in polar coordinates given as the graph of the equation

$$\varrho = P(\varphi), \quad \varphi \in [\alpha, \beta], \quad P \in C^1.$$

The line element is given by

$$ds = \sqrt{\{P(\varphi)\}^2 + \{P'(\varphi)\}^2} d\varphi.$$

3) **Polar coordinates, second version.** The curve is in polar coordinates given as the graph of the equation

$$\varphi = \Phi(\varrho), \quad \varrho \in [a, b], \quad \Phi \in C^1.$$

The line element is given by

$$ds = \sqrt{1 + \{\varrho \cdot \Phi'(\varrho)\}^2} d\varrho.$$

26.2.1 Natural parametric description

Let \mathcal{C} be a curve as above with the parametric description $\mathbf{x} = \mathbf{r}(t)$, $\mathbf{r} \in C^1$. Choose some fixed $t_0 \in [a, b]$, and define

$$S(t) := \int_{t_0}^t \|\mathbf{r}'(\tau)\| \, d\tau \quad \text{for } t \in [a, b].$$

Then the *signed length of the curve \mathcal{C} measured from $\mathbf{r}(t_0)$* is defined as the function

$$s = S(t), \quad t \in [a, b], \quad \text{where } S'(t) = \|\mathbf{r}'(t)\|.$$

If $\|\mathbf{r}'(t)\| > 0$ for all $t \in [a, b]$, then the function $S(t)$ has an inverse function, so there exists a (unique) function T , such that

$$s = S(t), \quad \text{if and only if} \quad t = T(s),$$

Then by insertion,

$$\mathbf{x} = \mathbf{r}(t) = \mathbf{r}(T(s)) := \mathbf{r}_N(s), \quad \text{i.e. } \mathbf{r}_N := \mathbf{r} \circ T.$$

We call $\mathbf{x} = \mathbf{r}_N(s)$ the *natural parametric description* of the curve \mathcal{C} , and the curve length s is called the *natural parameter of the curve*. In spite of its name, one shall in practice not use the natural parameter, because the expressions in general become more complicated than in other descriptions. It is mentioned here for historical reasons, and anyway, the geometric interpretation of the natural parametric description is very nice.



STUDY AT A TOP RANKED INTERNATIONAL BUSINESS SCHOOL

Reach your full potential at the Stockholm School of Economics, in one of the most innovative cities in the world. The School is ranked by the Financial Times as the number one business school in the Nordic and Baltic countries.

Visit us at www.hhs.se





26.3 Procedures for reduction of a line integral

This is a 1-dimensional case where the domain of integration is not an interval, but a curve in the plane or the space. The reduction formula becomes

$$\int_{\mathcal{C}} f(\mathbf{x}) \, ds = \int_a^b f(\mathbf{r}(t)) \|\mathbf{r}'(t)\| \, dt.$$

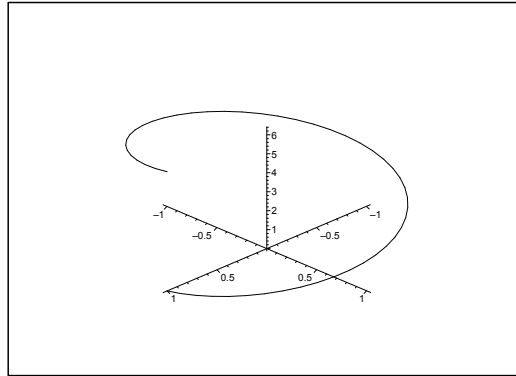


Figure 26.2: The curve of parameter representation $\mathbf{r}(t) = (\cos t, \sin t, t)$.

Procedure:

- 1) Write down a *rectangular* parameter representation for the curve \mathcal{C} :

In the plane: $(x, y) = \mathbf{r}(t), \quad t \in [a, b].$

In the space: $(x, y, z) = \mathbf{r}(t), \quad t \in [a, b].$

- 2) Calculate the *curve element* (the weight is $\|\mathbf{r}'(t)\|$)

$$ds = \|\mathbf{r}'(t)\| \, dt.$$

Mnemonic rule, Pythagoras,

$$ds = \sqrt{(dx)^2 + (dy)^2 + (dz)^2}.$$

- 3) Insert the result and calculate the right hand side of

$$\int_{\mathcal{C}} f(\mathbf{x}) \, ds = \int_a^b f(\mathbf{r}(t)) \|\mathbf{r}'(t)\| \, dt.$$

Special case:

- 1) *Curve length*:

$$\ell(\mathcal{C}) = \int_a^b \|\mathbf{r}'(t)\| \, dt = \int_a^b \sqrt{\left(\frac{dr_1}{dt}\right)^2 + \cdots + \left(\frac{dr_k}{dt}\right)^2} \, dt.$$

2) Graph, $y = Y(x)$, $x \in [a, b]$, rectangular. The curve element is

$$ds = \sqrt{1 + \{Y'(x)\}^2} dx.$$

3) Graph, $\varrho = P(\varphi)$, $\varphi \in [\alpha, \beta]$, polar, first variant. The curve element is

$$ds = \sqrt{\{P(\varphi)\}^2 + \{P'(\varphi)\}^2} d\varphi.$$

4) Graph, $\varphi = \Phi(\varrho)$, $\varrho \in [a, b]$, polar, second variant. The curve element is

$$ds = \sqrt{1 + \{\varrho \Phi'(\varrho)\}^2} d\varrho.$$

Remark 26.1 We see that the square root is quite natural here. Since even programmable pocket calculators are not too happy with square roots, they will usually stop, when they are not given some help from the user. Therefore, we cannot expect to get any final result by applying pocket calculators to problems of this type. Note in particular that

$$\sqrt{g(t)^2} = |g(t)|.$$

(In other words: *Remember* the numerical signs!) \diamond

26.4 Examples of the line integral in rectangular coordinates

Example 26.1

A. A space curve \mathcal{C} is given in a rectangular parametric representation

$$\mathbf{r}(t) = (x, y, z) = \left(\ln t, \sqrt{2} \cdot t, \frac{1}{2} t^2 \right), \quad t \in [1, 2].$$

Find the arc length $\ell(\mathcal{C})$, and the line integral

$$I = \int_{\mathcal{C}} e^{-x} (y^2 + 2z) ds.$$

D. Find first the line element $ds = \|\mathbf{r}'(t)\| dt$.

I. We get from $\mathbf{r}(t) = \left(\ln t, \sqrt{2} \cdot t, \frac{1}{2} t^2 \right)$ that $\mathbf{r}'(t) = \left(\frac{1}{t}, \sqrt{2}, t \right)$, hence

$$\|\mathbf{r}'(t)\|^2 = \left(\frac{1}{t} \right)^2 + 2 + t^2 = \left(\frac{1}{t} + t \right)^2.$$

Thus we get the line element

$$ds = \|\mathbf{r}'(t)\| dt = \left| \frac{1}{t} + t \right| dt = \left(\frac{1}{t} + t \right) dt, \quad \text{da } t > 0.$$

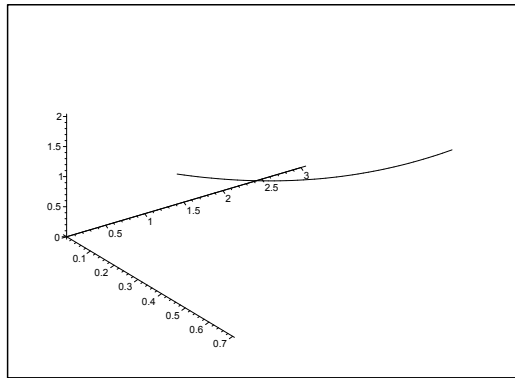


Figure 26.3: The space curve $\mathbf{x} = \mathbf{r}(t)$.

The arc length is

$$\ell(C) = \int_C ds = \int_1^2 \left(\frac{1}{t} + t \right) dt = \left[\ln t + \frac{1}{2} t^2 \right]_1^2 = \ln 2 + \frac{3}{2}.$$

The line integral becomes

$$\begin{aligned} I &= \int_1^2 \frac{1}{t} \cdot \left\{ (\sqrt{2} \cdot t)^2 + 2 \left(\frac{1}{2} t^2 \right) \right\} \cdot \left(\frac{1}{t} + t \right) dt \\ &= \int_1^2 \frac{1}{t} (2t^2 + t^2) \cdot \left(\frac{1}{t} + t \right) dt = \int_1^2 (3 + 3t^2) dt = 3 + [t^3]_1^2 = 10. \quad \diamond \end{aligned}$$

Example 26.2

A. Let $a, h > 0$. Consider the *helix*

$$\mathbf{r}(t) = (x, y, z) = (a \cos t, a \sin t, ht), \quad t \in \mathbb{R}.$$

This is lying on the cylinder $x^2 + y^2 = a^2$.

Find the *natural parametric representation* of the curve from $(a, 0, 0)$, corresponding to $t = 0$.

D. Find the arc length $s = s(t)$ as a function of the parameter t . Solve this equation $t = t(s)$, and put the result into the parametric representation above.

I. Let us first find the *line element* $ds = \|\mathbf{r}'(t)\| dt$. Since

$$\mathbf{r}'(t) = (-a \sin t, a \cos t, h),$$

we have

$$\|\mathbf{r}'(t)\| = \sqrt{a^2 \sin^2 t + a^2 \cos^2 t + h^2} = \sqrt{a^2 + h^2},$$

hence the arc length is

$$s = s(t) = \int_0^t \|\mathbf{r}'(\tau)\| d\tau = \int_0^t \sqrt{a^2 + h^2} d\tau = \sqrt{a^2 + h^2} \cdot t.$$

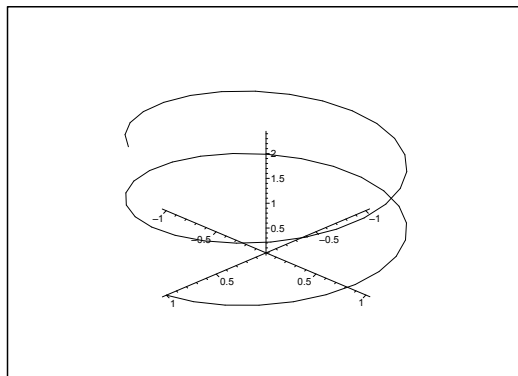


Figure 26.4: The helix for $a = 1$ and $h = \frac{1}{5}$.

By solving after t we get

$$t = t(s) = \frac{s}{\sqrt{a^2 + h^2}}.$$

When this is put into the parametric representation of the helix, we get

$$\begin{aligned} (x, y, z) &= (a \cos t, a \sin t, ht) \\ &= \left(a \cos \left(\frac{s}{\sqrt{a^2 + h^2}} \right), a \sin \left(\frac{s}{\sqrt{a^2 + h^2}} \right), \frac{hs}{\sqrt{a^2 + h^2}} \right), \quad s \in \mathbb{R}, \end{aligned}$$

which is the natural parametric representation of the helix. \diamond

#1
in eco-friendly
attitude

**STUDY AT
LINKÖPING UNIVERSITY, SWEDEN**
RANKED AMONG TOP 50 UNIVERSITIES UNDER 50

Interested in Strategy and Management in International Organisations? Kick-start your career with a master's degree from Linköping University, Sweden.

→ **Click here!**

 **Linköping University**



Example 26.3 Calculate in each of the following cases the given line integral, where the curve C is given by the parametric description

$$C : \{ \mathbf{x} \in \mathbb{R}^k \mid \mathbf{x} = \mathbf{r}(t), \quad t \in I \}, \quad k = 2 \text{ or } k = 3.$$

1) The line integral $\int_C ds$, where

$$\mathbf{r}(t) = (a(1 - \cos t), a(t - \sin t)), \quad t \in [0, 4\pi].$$

2) The line integral $\int_C \sqrt{x} ds$, where

$$\mathbf{r}(t) = (a(1 - \cos t), a(t - \sin t)), \quad t \in [0, 4\pi].$$

3) The line integral $\int_C z ds$, where

$$\mathbf{r}(t) = (t, 3t^2, 6t^3), \quad t \in [0, 2].$$

4) The line integral $\int_C \frac{1}{1+6y} ds$, where

$$\mathbf{r}(t) = (t, 3t^2, 6t^3), \quad t \in [0, 2].$$

5) The line integral $\int_C (x + e^z) ds$, where

$$\mathbf{r}(t) = (\cos t, \sin t, \ln \cos t), \quad t \in \left[0, \frac{\pi}{4}\right].$$

[Cf. **Example 26.15.6.**]

6) The line integral $\int_C (x^2 + y^2 + z^2) ds$, where

$$\mathbf{r}(t) = (e^t \cos t, e^t \sin t, e^t), \quad t \in [0, 2].$$

7) The line integral $\int_C \frac{x+y}{z^2} ds$, where

$$\mathbf{r}(t) = \frac{1}{\sqrt{3}} (e^t, e^t \sin t, e^t), \quad t \in [0, u].$$

[Cf. **Example 26.15.7.**]

8) The line integral $\int_C (x^2 + y^2) ds$, where

$$\mathbf{r}(t) = \left(\frac{1-t^2}{1+t^2}, \frac{2t}{1+t^2} \right), \quad t \in \mathbb{R}.$$

9) The line integral $\int_C ds$, where

$$\mathbf{r}(t) = \left(2 \operatorname{Arcsin} t, \ln(1-t^2), \ln \frac{1+t}{1-t} \right), \quad t \in \left[0, \frac{1}{\sqrt{2}}\right].$$

10) The line integral $\int_C x e^y ds$, where

$$\mathbf{r}(t) = \left(2 \operatorname{Arcsin} t, \ln(1 - t^2), \ln \frac{1+t}{1-t} \right), \quad t \in \left[0, \frac{1}{\sqrt{2}} \right].$$

11) The line integral $\int_C \frac{1}{\sqrt{1 + 3x^2 + z^2}} ds$, where

$$\mathbf{r}(t) = (\cos t, 2 \sin t, e^t), \quad t \in [-1, 1].$$

A Line integrals.

D First find $\|\mathbf{r}'(t)\|$ in each case. Then compute the line integral.

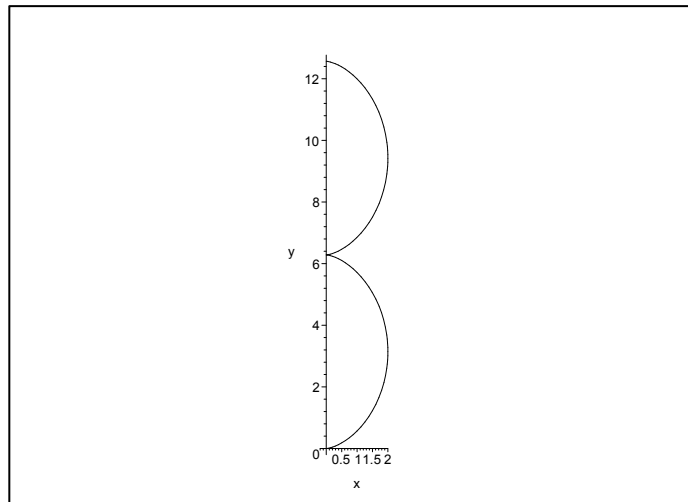


Figure 26.5: The plane curve C of **Example 26.3.1** and **Example 26.3.2** for $a = 1$.

I 1) Here,

$$\mathbf{r}'(t) = a(\sin t, 1 - \cos t),$$

so

$$\|\mathbf{r}'(t)\| = a\sqrt{\sin^2 t + (1 - \cos t)^2} = a\sqrt{2 - 2 \cos t} = a\sqrt{4 \sin^2 \frac{t}{2}} = 2a \left| \sin \frac{t}{2} \right|.$$

Then accordingly,

$$\int_C ds = \int_0^{4\pi} 2a \left| \sin \frac{t}{2} \right| dt = 4a \int_0^{2\pi} |\sin u| du = 8a \int_0^\pi \sin u du = 16a.$$

2) It follows from 1) that

$$\|\mathbf{r}'(t)\| = a\sqrt{2(1 - \cos t)},$$

thus

$$\begin{aligned} \int_C \sqrt{x} \, ds &= \int_0^{4\pi} \sqrt{a(1 - \cos t)} \cdot a\sqrt{2(1 - \cos t)} \, dt \\ &= a\sqrt{2a} \int_0^{4\pi} |1 - \cos t| \, dt = a\sqrt{2a} \int_0^{4\pi} (1 - \cos t) \, dt = 4\sqrt{2}\pi a\sqrt{a}. \end{aligned}$$

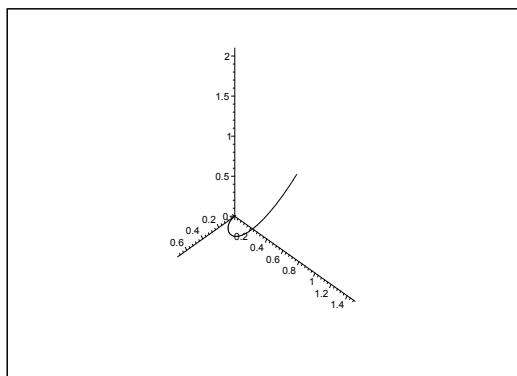


Figure 26.6: The curve C for $t \in [0, \frac{7}{10}]$. It is used in **Example 26.3.3** and **Example 26.3.4** for $t \in [0, 2]$.

“I studied English for 16 years but...
...I finally learned to speak it in just six lessons”
Jane, Chinese architect

ENGLISH OUT THERE

Click to hear me talking before and after my unique course download



3) It follows from $\mathbf{r}'(t) = (1, 6t, 18t^2)$ that

$$\|\mathbf{r}'(t)\| = \sqrt{1 + 36t^2 + 324t^4} = \sqrt{(1 + 18t^2)^2} = 1 + 18t^2,$$

hence

$$\int_C z \, ds = \int_0^2 6t^3(1 + 18t^2) \, dt = \left[\frac{6}{4} t^4 + \frac{6 \cdot 18}{6} t^6 \right]_0^2 = \frac{3}{2} \cdot 16 + 18 \cdot 64 = 24 + 1152 = 1176.$$

4) It follows from 3) above that $\|\mathbf{r}'(t)\| = 1 + 18t^2$, so

$$\int_C \frac{1}{1 + 6y} \, ds = \int_0^2 \frac{1 + 18t^2}{1 + 18t^2} \, dt = 2.$$

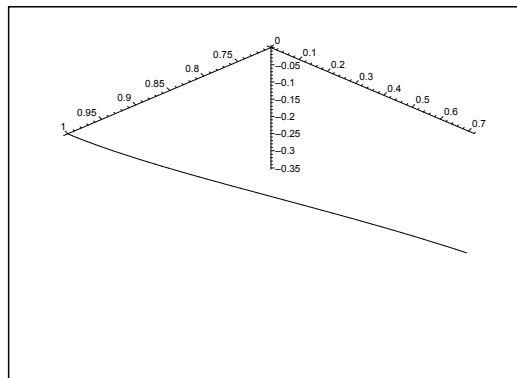


Figure 26.7: The curve C of **Example 26.3.5**.

5) It follows from

$$\mathbf{r}'(t) = \left(-\sin t, \cos t, -\frac{\sin t}{\cos t} \right),$$

that

$$\|\mathbf{r}'(t)\| = \sqrt{\sin^2 t + \cos^2 t + \frac{\sin^2 t}{\cos^2 t}} = \sqrt{1 + \frac{\sin^2 t}{\cos^2 t}} = \frac{1}{|\cos t|},$$

hence

$$\int_C (x + e^z) \, ds = \int_0^{\frac{\pi}{4}} (\cos t + e^{\ln \cos t}) \frac{1}{\cos t} \, dt = \int_0^{\frac{\pi}{4}} 2 \, dt = \frac{\pi}{2}.$$

6) It follows from

$$\mathbf{r}'(t) = (e^t(\cos t - \sin t), e^t(\sin t + \cos t), e^t),$$

that

$$\|\mathbf{r}'(t)\| = e^t \sqrt{(\cos t - \sin t)^2 + (\sin t + \cos t)^2 + 1} = \sqrt{3} e^t,$$

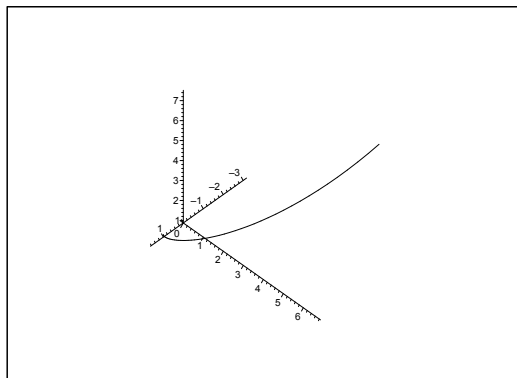


Figure 26.8: The curve \mathcal{C} of **Example 26.3.6** and – apart from the factor $1/\sqrt{3}$ – of **Example 26.3.7**.

thus

$$\begin{aligned} \int_{\mathcal{C}} (x^2 + y^2 + z^2) ds &= \int_0^2 e^{2t} (\cos^2 t + \sin^2 t + 1) \cdot \sqrt{3} e^t dt \\ &= 2\sqrt{3} \int_0^2 e^{3t} dt = \frac{2\sqrt{3}}{3} (e^6 - 1). \end{aligned}$$

- 7) If we first divide by $\sqrt{3}$, we get by **Example 26.3.6** the more nice expression $\|\mathbf{r}'(t)\| = e^t$. Then the line integral becomes

$$\int_{\mathcal{C}} ds = \int_0^u e^t dt = e^u - 1.$$

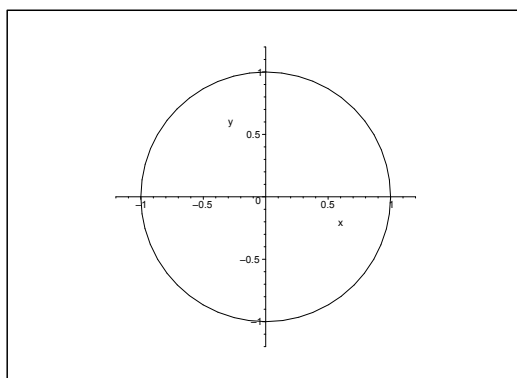


Figure 26.9: The curve \mathcal{C} of **Example 26.3.8**, i.e. a circle except for the point $(-1, 0)$.

- 8) We get by just computing

$$\begin{aligned} \mathbf{r}'(t) &= \left(\frac{-2t(1+t^2) - 2t(1-t^2)}{(1+t^2)^2}, \frac{2(1+t^2) - 2t \cdot 2t}{(1+t^2)^2} \right) \\ &= \left(-\frac{4t}{(1+t^2)^2}, \frac{2(1-t^2)}{(1+t^2)^2} \right) = \frac{1}{(1+t^2)^2} (-2t, 1-t^2), \end{aligned}$$

hence

$$\|\mathbf{r}'(t)\| = \frac{1}{(1+t^2)^2} \sqrt{4t^2 + (1-t^2)^2} = \frac{1}{(1+t^2)^2} \sqrt{(1+t^2)^2} = \frac{1}{1+t^2}.$$

Then finally,

$$\begin{aligned} \int_{\mathcal{C}} (x^2 + y^2) ds &= \int_{-\infty}^{+\infty} \frac{1}{(1+t^2)^2} \{(1-t^2)^2 + 4t^2\} \cdot \frac{2}{1+t^2} dt \\ &= \int_{-\infty}^{+\infty} \frac{(1+t^2)^2}{(1+t^2)^2} \cdot \frac{2}{1+t^2} dt = [2 \operatorname{Arctan} t]_{-\infty}^{+\infty} = 2\pi. \end{aligned}$$

ALTERNATIVE. The computation above was a little elaborated. However, the line integral is independent of the chosen parametric description, and \mathcal{C} is a circle with the exception of the point $(-1, 0)$, which is of no importance for the integration. Therefore, we can apply the simpler parametric description

$$\mathbf{r}(t) = (\cos t, \sin t), \quad t \in]-\pi, \pi[$$

where

$$\mathbf{r}'(t) = (-\sin t, \cos t) \quad \text{and} \quad \|\mathbf{r}'(t)\| = \sqrt{\sin^2 t + \cos^2 t} = 1.$$

Then the line integral becomes almost trivial,

$$\int_{\mathcal{C}} (x^2 + y^2) ds = \int_{-\pi}^{\pi} 1^2 dt = 2\pi.$$

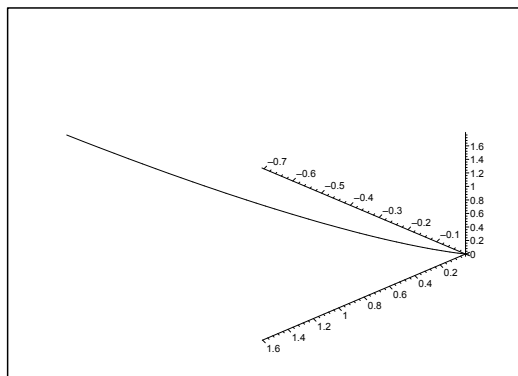


Figure 26.10: The curve \mathcal{C} of **Example 26.3.9** and **Example 26.3.10**.

9) Here

$$\mathbf{r}'(t) = \left(\frac{2}{\sqrt{1-t^2}}, -\frac{2t}{1-t^2}, \frac{1}{1+t} + \frac{1}{1-t} \right) = \frac{2}{1-t^2} \left(\sqrt{1-t^2}, -t, 1 \right),$$

hence

$$\|\mathbf{r}'(t)\| = \frac{2}{1-t^2} \sqrt{1-t^2 + t^2 + 1} = \frac{2\sqrt{2}}{1-t^2} = \sqrt{2} \left(\frac{1}{1+t} - \frac{1}{t-1} \right).$$

The line integral is

$$\begin{aligned}\int_c ds &= \int_0^{\frac{1}{\sqrt{2}}} \sqrt{2} \left(\frac{1}{1+t} - \frac{1}{t-1} \right) dt = \sqrt{2} \left[\ln \frac{1-t}{1-t} \right]_0^{\frac{1}{\sqrt{2}}} \\ &= \sqrt{2} \ln \left(\frac{1+\frac{1}{\sqrt{2}}}{1-\frac{1}{\sqrt{2}}} \right) = \sqrt{2} \ln \left(\frac{\sqrt{2}+1}{\sqrt{2}-1} \right) = 2\sqrt{2} \ln(\sqrt{2}+1).\end{aligned}$$

10) We consider the same curve as in **Example 26.3.9**, so we can reuse that

$$\|\mathbf{r}'(t)\| = \frac{2\sqrt{2}}{1-t^2} = \sqrt{2} \left(\frac{1}{1+t} - \frac{1}{t-1} \right), \quad t \in \left[0, \frac{1}{\sqrt{2}} \right],$$

and the line integral becomes

$$\begin{aligned}\int_c x e^y ds &= \int_0^{\frac{1}{\sqrt{2}}} 2 \operatorname{Arcsin} t \cdot (1-t^2) \cdot \frac{2\sqrt{2}}{1-t^2} dt = 4\sqrt{2} \int_0^{\frac{1}{\sqrt{2}}} \operatorname{Arcsin} t dt \\ &= 4\sqrt{2} \int_0^{\frac{\pi}{4}} u \cos u du = 4\sqrt{2} [u \sin u + \cos u]_0^{\frac{\pi}{4}} = 4\sqrt{2} \left\{ \frac{\pi}{4} \cdot \frac{1}{\sqrt{2}} + \frac{1}{\sqrt{2}} - 1 \right\} \\ &= 4 + \pi - 4\sqrt{2} = \pi - 4(\sqrt{2} - 1).\end{aligned}$$

Excellent Economics and Business programmes at:



university of
 groningen




“The perfect start
 of a successful,
 international career.”

CLICK HERE
 to discover why both socially
 and academically the University
 of Groningen is one of the best
 places for a student to be

www.rug.nl/feb/education

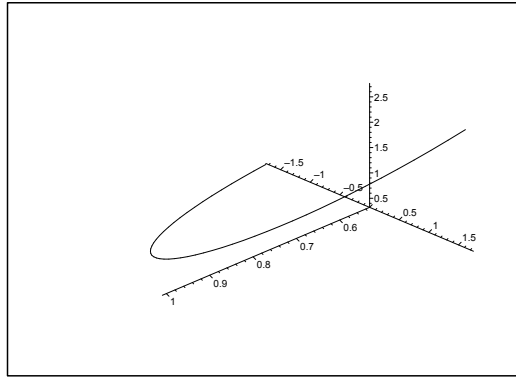


Figure 26.11: The curve \mathcal{C} of **Example 26.3.11**.

11) Here

$$\mathbf{r}'(t) = (-\sin t, 2 \cos t, e^t),$$

so

$$\|\mathbf{r}'(t)\| = \sqrt{\sin^2 t + 4 \cos^2 t + e^{2t}} = \sqrt{1 + 3 \cos^2 t + 2 e^{2t}}.$$

The parametric description of the integrand restricted to the curve is

$$\sqrt{1 + 3x^2 + z^2} = \sqrt{1 + 3 \cos^2 t + e^{2t}},$$

so the line integral becomes easy to compute

$$\int_{\mathcal{C}} \frac{1}{\sqrt{1 + 3x^2 + z^2}} ds = \int_{-1}^1 \frac{1}{\sqrt{1 + 3 \cos^2 t + e^{2t}}} \sqrt{1 + 3 \cos^2 t + e^{2t}} dt = \int_{-1}^1 1 dt = 2.$$

Example 26.4 Calculate in each of the following cases the given line integral along the given plane curve \mathcal{C} of the equation $y = Y(x)$, $x \in I$.

1) The line integral $\int_{\mathcal{C}} x^2 \, ds$ along the curve

$$y = Y(x) = \ln x, \quad x \in [1, 2\sqrt{2}].$$

2) The line integral $\int_{\mathcal{C}} \frac{1}{1+4y} \, ds$ along the curve

$$y = Y(x) = x^2, \quad x \in [0, 1].$$

3) The line integral $\int_{\mathcal{C}} y^2 \, ds$ along the curve

$$y = Y(x) = x, \quad x \in [1, 2].$$

4) The line integral $\int_{\mathcal{C}} \frac{1}{\sqrt{2-y^2}} \, ds$ along the curve

$$y = Y(x) = \sin x, \quad x \in [0, \pi].$$

5) The line integral $\int_{\mathcal{C}} \frac{1}{\sqrt{2+y^2}} \, ds$ along the curve

$$y = Y(x) = \sinh x, \quad x \in [0, 2].$$

6) The line integral $\int_{\mathcal{C}} y e^x \, ds$ along the curve

$$y = Y(x) = e^x, \quad x \in [0, 1].$$

A Line integrals along plane curves.

D Sketch if possible the den plane curve. Compute the weight function $\sqrt{1+Y'(x)^2}$ and finally reduce the line integral to an ordinary integral.

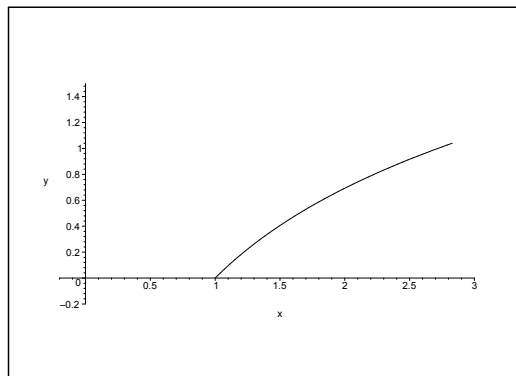


Figure 26.12: The curve \mathcal{C} of **Example 26.4.1**.

I 1) It follows from $Y'(x) = \frac{1}{x}$ that

$$\sqrt{1 + Y'(x)^2} = \frac{1}{x} \sqrt{1 + x^2}, \quad x \in [1, 2\sqrt{2}].$$

Thus we get the line integral

$$\begin{aligned} \int_C x^2 \, ds &= \int_1^{2\sqrt{2}} x^2 \cdot \frac{1}{x^2} \sqrt{1 + x^2} \, dx = \int_0^{2\sqrt{2}} \sqrt{1 + x^2} \cdot x \, dx \\ &= \left[\frac{1}{2} \cdot \frac{2}{3} (1 + x^2)^{\frac{3}{2}} \right]_1^{2\sqrt{2}} = \frac{1}{3} \left\{ 9^{\frac{3}{2}} - 2^{\frac{3}{2}} \right\} = \frac{1}{3} (27 - 2\sqrt{2}) = 9 - \frac{2}{3} \sqrt{2}. \end{aligned}$$

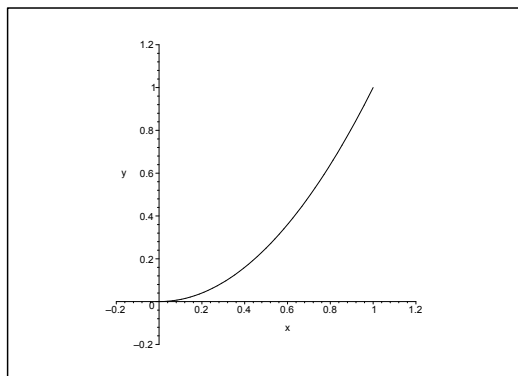


Figure 26.13: The curve C of **Example 26.4.2**.

2) From $Y'(x) = 2x$ follows that

$$\sqrt{1 + Y'(x)^2} = \sqrt{1 + 4x^2},$$

and hence

$$\begin{aligned} \int_C \frac{1}{1 + 4y} \, ds &= \int_0^1 \frac{\sqrt{1 + 4x^2}}{1 + 4x^2} \, dx = \int_0^1 \frac{1}{\sqrt{1 + (2x)^2}} \, dx = \frac{1}{2} \int_0^2 \frac{1}{\sqrt{1 + t^2}} \, dt \\ &= \frac{1}{2} \left[\ln \left(t + \sqrt{1 + t^2} \right) \right]_0^2 = \frac{1}{2} \ln \left(\frac{2 + \sqrt{5}}{1} \right) = \frac{1}{2} \ln(2 + \sqrt{5}). \end{aligned}$$

3) Here clearly $\sqrt{1 + Y'(x)^2} = \sqrt{1 + 1^2} = \sqrt{2}$, so

$$\int_C y^2 \, ds = \int_1^2 x^2 \sqrt{2} \, dx = \frac{\sqrt{2}}{3} [x^3]_1^2 = \frac{7}{3} \sqrt{2}.$$

4) We get by differentiation of $Y(x) = \sin x$ that $Y'(x) = \cos x$, hence the weight function is

$$\sqrt{1 + Y'(x)^2} = \sqrt{1 + \cos^2 x} = \sqrt{2 - \sin^2 x}.$$

We finally get the line integral by insertion

$$\int_C \frac{1}{\sqrt{2 - y^2}} \, ds = \int_0^\pi \frac{1}{\sqrt{2 - \sin^2 x}} \sqrt{2 - \sin^2 x} \, dx = \int_0^\pi dx = \pi.$$

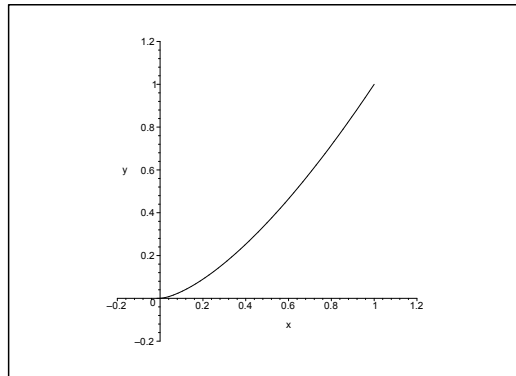


Figure 26.14: The curve \mathcal{C} of **Example 26.4.3**.

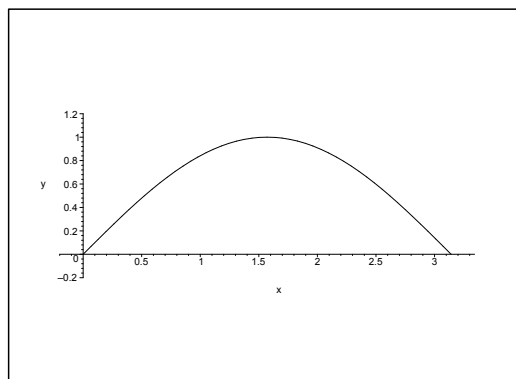


Figure 26.15: The curve \mathcal{C} of **Example 26.4.4**.

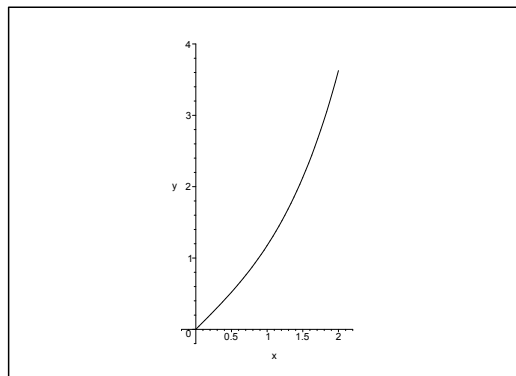


Figure 26.16: The curve \mathcal{C} of **Example 26.4.5**.

5) When $Y(x) = \sinh x$, then $Y'(x) = \cosh x$, and the weight function becomes

$$\sqrt{1 + Y'(x)^2} = \sqrt{1 + \cosh^2 x} = \sqrt{2 + \sinh^2 x}.$$

We finally get the line integral by insertion

$$\int_C \frac{1}{\sqrt{2+y^2}} ds = \int_0^2 \frac{1}{\sqrt{2+\sinh^2 x}} \sqrt{2+\sinh^2 x} dx = \int_0^2 dx = 2.$$

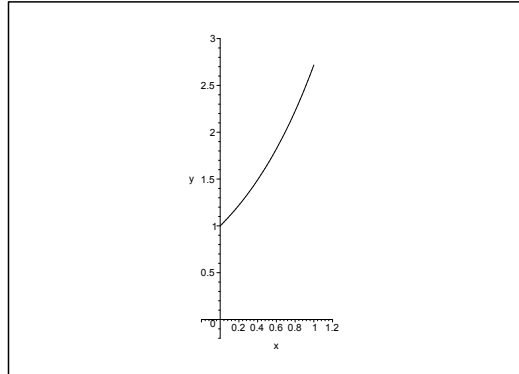



Figure 26.17: The curve C of **Example 26.4.6**.



In the past four years we have drilled

89,000 km


That's more than **twice** around the world.


Who are we?
We are the world's largest oilfield services company¹. Working globally—often in remote and challenging locations—we invent, design, engineer, and apply technology to help our customers find and produce oil and gas safely.

Who are we looking for?
Every year, we need thousands of graduates to begin dynamic careers in the following domains:

- **Engineering, Research and Operations**
- **Geoscience and Petrotechnical**
- **Commercial and Business**

What will you be?





¹Based on Fortune 500 ranking 2011. Copyright © 2015 Schlumberger. All rights reserved.



6) When $Y(x) = e^x$ then also $Y'(x) = e^x$, so the weight function becomes

$$\sqrt{1 + Y'(x)^2} = \sqrt{1 + e^{2x}}.$$

We get the line integral by insertion

$$\begin{aligned} \int_{\mathcal{C}} ye^x \, ds &= \int_0^1 e^x \cdot e^x \cdot \sqrt{1 + e^{2x}} \, dx = \int_0^1 \sqrt{1 + e^{2x}} \cdot e^{2x} \, dx \\ &= \frac{1}{2} \int_{x=0}^1 \sqrt{1 + e^{2x}} \, d(1 + e^{2x}) = \frac{1}{2} \cdot \frac{2}{3} \left[(1 + e^{2x})^{\frac{3}{2}} \right]_0^1 = \frac{1}{3} \left\{ (1 + e^2)^{\frac{3}{2}} - 1 \right\}. \end{aligned}$$

Example 26.5 A space curve \mathcal{C} is given by the parametric description

$$\mathbf{r}(t) = (e^t, t\sqrt{2}, e^{-t}), \quad t \in [0, \ln 3].$$

Prove that the curve element ds is given by $(e^t + e^{-t}) \, dt$, and then find the value of the line integral

$$\int_{\mathcal{C}} x^3 z \, ds.$$

A Curve element and line integral.

D Follow the guidelines.

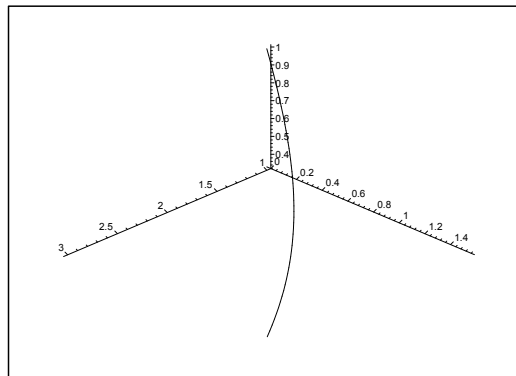


Figure 26.18: The curve \mathcal{C} .

I The curve is clearly of class C^∞ . Furthermore,

$$\|\mathbf{r}'(t)\|^2 = (e^t)^2 + (\sqrt{2})^2 + (e^{-t})^2 = e^{2t} + 2 + e^{-2t} = (e^t + e^{-t})^2,$$

and we get the curve element

$$ds = \|\mathbf{r}'(t)\| \, dt = (e^t + e^{-t}) \, dt$$

with respect to the given parametric description.

Then compute the line integral,

$$\begin{aligned}\int_C x^3 z \, ds &= \int_0^{\ln 3} e^{3t} e^{-t} (e^t + e^{-t}) \, dt = \int_0^{\ln 3} (e^{3t} + e^t) \, dt \\ &= \left[\frac{1}{3} e^{3t} + e^t \right]_0^{\ln 3} = \frac{1}{3} \cdot 3^3 + 3 - \frac{1}{3} - 1 = \frac{32}{3},\end{aligned}$$

where we alternatively first can apply the change of variables $u = e^t$, from which

$$\int_C x^3 z \, ds = \int_1^3 (u^2 + 1) \, du = \left[\frac{1}{3} u^3 + u \right]_1^3 = 9 + 3 - \frac{1}{3} - 1 = \frac{32}{3}.$$

American online LIGS University

is currently enrolling in the
Interactive Online **BBA, MBA, MSc,**
DBA and PhD programs:

- ▶ enroll **by September 30th, 2014** and
- ▶ **save up to 16%** on the tuition!
- ▶ pay in 10 installments / 2 years
- ▶ Interactive **Online** education
- ▶ visit www.ligsuniversity.com to
find out more!

Note: LIGS University is not accredited by any nationally recognized accrediting agency listed by the US Secretary of Education. More info [here](#).





Example 26.6 A space curve \mathcal{C} is given by the parametric description

$$\mathbf{r}(t) = \left(t + 4 \cos t, \frac{4}{3}t - 3 \cos t, 5 \sin t \right), \quad t \in \left[0, \frac{\pi}{2} \right].$$

Find the value of the line integral

$$\int_{\mathcal{C}} x \, ds.$$

A Line integral.

D First find the curve element $ds = \|\mathbf{r}'(t)\| \, dt$.

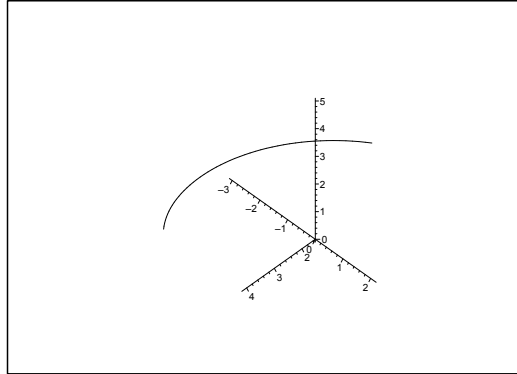


Figure 26.19: The space curve \mathcal{C} .

I From

$$\mathbf{r}'(t) = \left(1 - 4 \sin t, \frac{4}{3} + 3 \sin t, 5 \cos t \right),$$

follows that

$$\begin{aligned} \|\mathbf{r}'(t)\|^2 &= (1 - 4 \sin t)^2 + \left(\frac{4}{3} + 3 \sin t \right)^2 + 25 \cos^2 t \\ &= 1 - 8 \sin t + 16 \sin^2 t + \frac{16}{9} + 8 \sin t + 9 \sin^2 t + 25 \cos^2 t = \frac{25}{9} + 25 = \frac{25}{9} \cdot 10, \end{aligned}$$

thus

$$ds = \|\mathbf{r}'(t)\| \, dt = \frac{5}{3} \sqrt{10} \, dt.$$

The line integral is

$$\begin{aligned} \int_{\mathcal{C}} x \, ds &= \int_0^{\frac{\pi}{2}} (t + 4 \cos t) \cdot \frac{5}{3} \sqrt{10} \, dt = \frac{5}{3} \sqrt{10} \left[\frac{t^2}{2} + 4 \sin t \right]_0^{\frac{\pi}{2}} = \frac{5}{3} \sqrt{10} \left(\frac{\pi^2}{8} + 4 \right) \\ &= \frac{5\pi^2 \sqrt{10}}{24} + \frac{20\sqrt{10}}{3}. \end{aligned}$$

Example 26.7 A space curve \mathcal{C} is given by the parametric description

$$\mathbf{r}(t) = \left(t^2, e^{2t}, \frac{1}{2} t^4 \right), \quad t \in [1, 2].$$

Find the value of the line integral

$$\int_{\mathcal{C}} \frac{1}{\sqrt{x + 2xz + y^2}} ds.$$

A Line integral.

D First calculate the weight function $\|\mathbf{r}'(t)\|$.

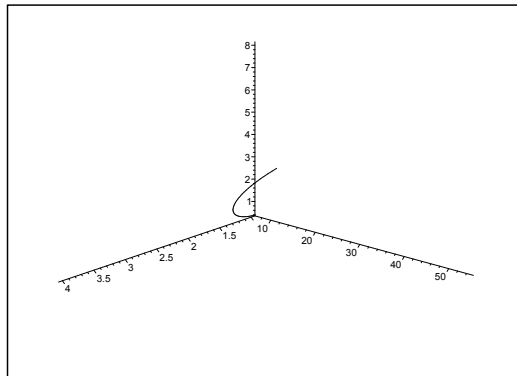


Figure 26.20: The curve \mathcal{C} . Note the different scales on the axes.

I We get from

$$\mathbf{r}'(t) = (2t, 2e^{2t}, 2t^3) = 2(t, e^{2t}, t^3)$$

that

$$\|\mathbf{r}'(t)\| = 2\sqrt{e^{4t} + t^2 + t^6}.$$

Then by insertion and reduction,

$$\int_{\mathcal{C}} \frac{1}{\sqrt{x + 2xz + y^2}} ds = \int_1^2 \frac{1}{\sqrt{t^2 + 2t^2 \cdot \frac{1}{2} t^4 + e^{4t}}} \cdot 2\sqrt{e^{4t} + t^2 + t^6} dt = 2.$$

Example 26.8 A space curve \mathcal{C} is given by the parametric description

$$\mathbf{r}(t) = \left(\ln t, t^2, \frac{1}{2}t^4 \right), \quad t \in [1, 2].$$

Prove that the curve element ds is given by $\left(\frac{1}{t} + 2t^3\right) dt$, and then compute the line integral

$$\int_{\mathcal{C}} \frac{y e^x}{z} ds.$$

A Line integral.

D Follow the guidelines.

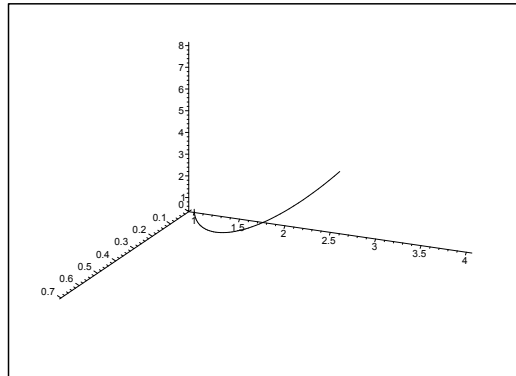


Figure 26.21: The curve \mathcal{C} .

I Clearly, $\mathbf{r}(t)$ is of class C^∞ for $t \in]1, 2[$. Then

$$\mathbf{r}'(t) = \left(\frac{1}{t}, 2t, 2t^3 \right), \quad t \in]1, 2[,$$

implies that

$$\|\mathbf{r}'(t)\|^2 = \frac{1}{t^2} + 4t^2 + 4t^6 = \left(\frac{1}{t} + 2t^3 \right)^2,$$

so

$$ds = \|\mathbf{r}'(t)\| dt = \left| \frac{1}{t} + 2t^3 \right| dt = \left(\frac{1}{t} + 2t^3 \right) dt \quad \text{for } t \in]1, 2[.$$

We get by insertion of the parametric description,

$$\begin{aligned} \int_{\mathcal{C}} \frac{y e^x}{z} ds &= \int_1^2 \frac{t^2 \cdot t}{\frac{1}{2}t^4} \cdot \left(\frac{1}{t} + 2t^3 \right) dt = 2 \int_1^2 \left(\frac{1}{t^2} + 2t^2 \right) dt \\ &= 2 \left[-\frac{1}{t} + \frac{2}{3}t^3 \right]_1^2 = 2 \left(-\frac{1}{2} + \frac{16}{3} + 1 - \frac{2}{3} \right) = \frac{31}{3}. \end{aligned}$$

Example 26.9 A space curve \mathcal{C} is given by the parametric description

$$\mathbf{r}(t) = (\ln t, t^2, 2t), \quad t \in \left[\frac{1}{2}, \frac{3}{2} \right].$$

- 1) Find a parametric description of the tangent to \mathcal{C} at the point $\mathbf{r}(1)$.
- 2) Prove that the curve element ds is given by $\left(\frac{1}{t} + 2t \right) dt$.
- 3) Compute the value of the line integral

$$\int_{\mathcal{C}} (e^x + \sqrt{y} + 2z) ds.$$

A Space curve; tangent; curve element; line integral.

D Find $\mathbf{r}'(t)$, and apply that $ds = \|\mathbf{r}'(t)\| dt$.

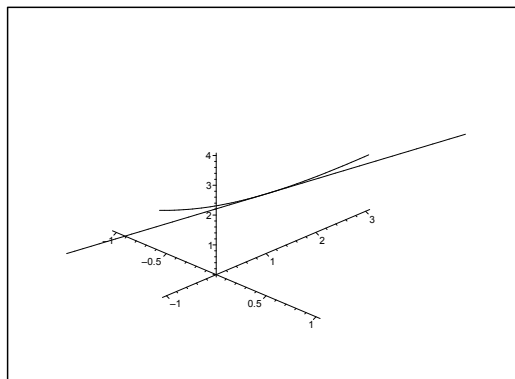


Figure 26.22: The curve \mathcal{C} and its tangent at $(0, 1, 2)$.

I 1) Since $\mathbf{r}(1) = (\ln 1, 1^2, 2 \cdot 1) = (0, 1, 2)$, and

$$\mathbf{r}'(t) = \left(\frac{1}{t}, 2t, 2 \right), \quad \mathbf{r}'(1) = (1, 2, 2),$$

a parametric description of the tangent is given by

$$(x(u), y(u), z(u)) = (0, 1, 2) + u(1, 2, 2) = (u, 2u + 1, 2u + 2), \quad u \in \mathbb{R}.$$

2) Since

$$\|\mathbf{r}'(t)\|^2 = \frac{1}{t^2} + 4t^2 + 4 = \left(\frac{1}{t} + 2t \right)^2,$$

we get for $t \in \left[\frac{1}{2}, \frac{3}{2} \right]$ that

$$ds = \|\mathbf{r}'(t)\| dt = \left| \frac{1}{t} + 2t \right| dt = \left(\frac{1}{t} + 2t \right) dt.$$

3) Then by insertion and computation we get the line integral

$$\begin{aligned} \int_C (e^x + \sqrt{y} + 2z) \, ds &= \int_{\frac{1}{2}}^{\frac{3}{2}} (e^{\ln t} + \sqrt{t^2} + 2 \cdot 2t) \cdot \left(\frac{1}{t} + 2t\right) \, dt \\ &= \int_{\frac{1}{2}}^{\frac{3}{2}} (t + t + 4t) \cdot \frac{1}{t} (1 + 2t^2) \, dt = 6 \int_{\frac{1}{2}}^{\frac{3}{2}} (1 + 2t^2) \, dt \\ &= [6t + 4t^3]_{\frac{1}{2}}^{\frac{3}{2}} = 6 + 4 \left\{ \left(\frac{3}{2}\right)^3 - \left(\frac{1}{2}\right)^3 \right\} = 6 + \frac{1}{2} (27 - 1) = 19. \end{aligned}$$

.....Alcatel-Lucent 

www.alcatel-lucent.com/careers



What if you could build your future and create the future?

One generation's transformation is the next's status quo. In the near future, people may soon think it's strange that devices ever had to be "plugged in." To obtain that status, there needs to be "The Shift".



Click on the ad to read more

26.5 Examples of the line integral in polar coordinates

Example 26.10 Compute in each of the following cases the given line integral along the plane curve C which is given by an equation in polar coordinates.

1) The line integral $\int_C (x^2 + y^2) ds$ along the curve given by

$$\varrho = e^\varphi, \quad \varphi \in [0, 4].$$

2) The line integral $\int_C y ds$ along the curve given by

$$\varrho = a(1 - \cos \varphi), \quad \varphi \in [0, \pi].$$

3) The line integral $\int_C \sqrt{y} ds$ along the curve given by

$$\varphi = \text{Arcsin } \varrho, \quad \varrho \in [0, 1].$$

4) The line integral $\int_C \frac{y}{\sqrt{4a - 3\varrho}} ds$ along the curve given by

$$\varrho = a \cos^2 \varphi, \quad \varphi \in \left[0, \frac{\pi}{2}\right].$$

5) The line integral $\int_C \frac{1}{x^2 + y^2} ds$ along the curve given by

$$\varrho = \frac{a}{\cos \varphi}, \quad \varphi \in \left[0, \frac{\pi}{4}\right].$$

6) The line integral $\int_C \left(\sqrt{x^2 + y^2} - 1\right) a ds$ along the curve given by

$$\varphi = \varrho - \ln \varrho, \quad \varrho \in [1, 2].$$

7) The line integral $\int_C (x^2 + y^2) ds$ along the curve given by

$$\varphi = \varrho, \quad \varrho \in [1, 2].$$

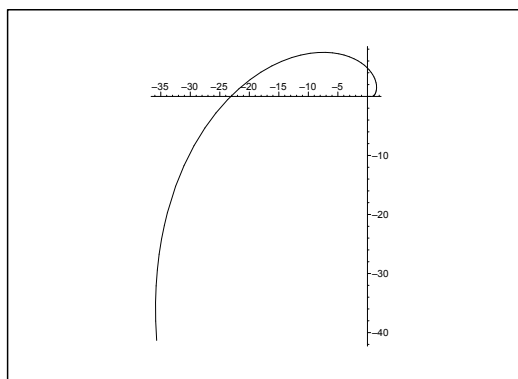


Figure 26.23: The curve C of **Example 26.10.1**.

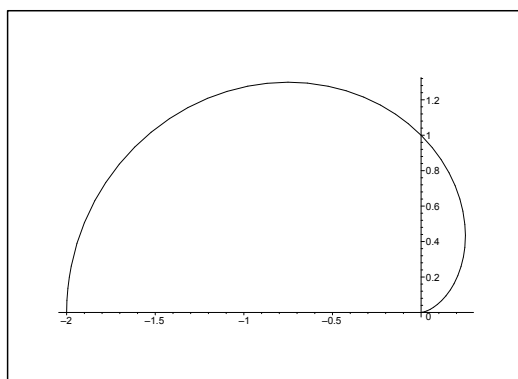


Figure 26.24: The curve C of **Example 26.10.2**.

A Line integral in polar coordinates.

D First compute the weight function $\sqrt{\varrho^2 + \left(\frac{d\varrho}{d\varphi}\right)^2}$ (possibly $\sqrt{1 + \left(\varrho \frac{d\varphi}{d\varrho}\right)^2}$), and then the line integral.

I 1) From $\frac{d\varrho}{d\varphi} = e^\varphi = \varrho$ follows that

$$\sqrt{\varrho^2 + \left(\frac{d\varrho}{d\varphi}\right)^2} = \sqrt{2} \cdot \varrho = \sqrt{2} \cdot e^\varphi,$$

and thus

$$\int_C (x^2 + y^2) ds = \int_0^4 \varrho^2 \sqrt{2} \cdot e^\varphi d\varphi = \sqrt{2} \int_0^4 e^{3\varphi} d\varphi = \frac{\sqrt{2}}{3} (e^{12} - 1).$$

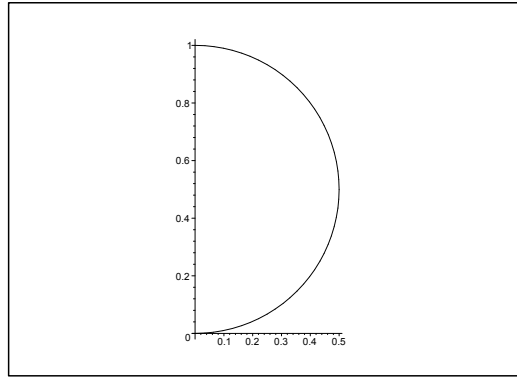


Figure 26.25: The curve C of **Example 26.10.3**.

2) From $\frac{d\rho}{d\varphi} = a \sin \varphi$, follows that

$$\rho^2 + \left(\frac{d\rho}{d\varphi}\right)^2 = a^2 \{(1 - \cos \varphi)^2 + \sin^2 \varphi\} = a^2 \cdot 2(1 - \cos \varphi),$$

hence

$$\begin{aligned} \int_C y \, ds &= \int_0^\pi \rho(\varphi) \sin \varphi \cdot a\sqrt{2} \cdot \sqrt{1 - \cos \varphi} \, d\varphi = a^2\sqrt{2} \int_0^\pi (1 - \cos \varphi)^{\frac{3}{2}} \sin \varphi \, d\varphi \\ &= a^2\sqrt{2} \left[\frac{2}{5}(1 - \cos \varphi)^{\frac{5}{2}} \right]_0^\pi = a^2\sqrt{2} \cdot \frac{2}{5} \cdot 2^{\frac{5}{2}} = \frac{16a^2}{5}. \end{aligned}$$

3) It follows from

$$\sqrt{1 + \left\{ \rho \frac{d\varphi}{d\rho} \right\}^2} = \sqrt{1 + \left\{ \rho \cdot \frac{1}{\sqrt{1 - \rho^2}} \right\}^2} = \frac{1}{\sqrt{1 - \rho^2}},$$

that

$$\begin{aligned} \int_C \sqrt{y} \, ds &= \int_0^1 \sqrt{\rho \cdot \sin \varphi(\rho)} \cdot \frac{1}{\sqrt{1 - \rho^2}} \, d\rho = \int_0^1 \sqrt{\rho^2} \cdot \frac{1}{\sqrt{1 - \rho^2}} \, d\rho \\ &= \int_0^1 \frac{\rho}{\sqrt{1 - \rho^2}} \, d\rho = \left[-\sqrt{1 - \rho^2} \right]_0^1 = 1. \end{aligned}$$

ALTERNATIVELY, $\rho = \sin \varphi$, $\varphi \in \left[0, \frac{\pi}{2}\right]$ and

$$\sqrt{\rho^2 + \left(\frac{d\rho}{d\varphi}\right)^2} = \sqrt{\sin^2 \varphi + \cos^2 \varphi} = 1,$$

thus

$$\int_C \sqrt{y} \, ds = \int_0^{\frac{\pi}{2}} \sqrt{\sin^2 \varphi} \cdot 1 \, d\varphi = \int_0^{\frac{\pi}{2}} \sin \varphi \, d\varphi = 1.$$

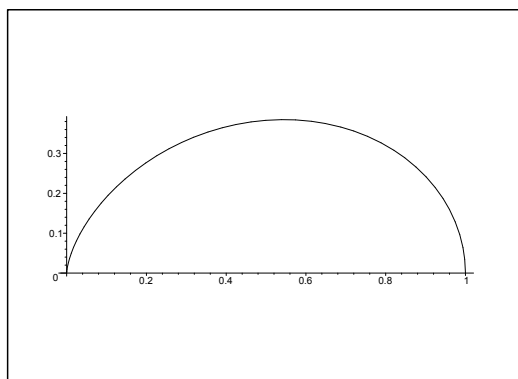


Figure 26.26: The curve C of **Example 26.10.4**.

4) It follows from

$$\frac{d\rho}{d\varphi} = -2a \sin \varphi \cdot \cos \varphi,$$

that

$$\begin{aligned} \rho^2 + \left(\frac{d\rho}{d\varphi}\right)^2 &= a^2 \cos^4 \varphi + 4a^2 \sin^2 \varphi \cdot \cos^2 \varphi = a^2 \cos^2 \varphi \{ \cos^2 \varphi + 4 \sin^2 \varphi \} \\ &= a^2 \cos^2 \{ 4 - 3 \cos^2 \varphi \}. \end{aligned}$$



Maastricht University

Leading in Learning!

**Join the best at
the Maastricht University
School of Business and
Economics!**

Top master's programmes

- 33rd place Financial Times worldwide ranking: MSc International Business
- 1st place: MSc International Business
- 1st place: MSc Financial Economics
- 2nd place: MSc Management of Learning
- 2nd place: MSc Economics
- 2nd place: MSc Econometrics and Operations Research
- 2nd place: MSc Global Supply Chain Management and Change

Sources: Keuzegids Master ranking 2013; Elsevier 'Beste Studies' ranking 2012; Financial Times Global Masters in Management ranking 2012

Maastricht University is the best specialist university in the Netherlands
(Elsevier)

Visit us and find out why we are the best!
Master's Open Day: 22 February 2014

www.mastersopenday.nl



Click on the ad to read more

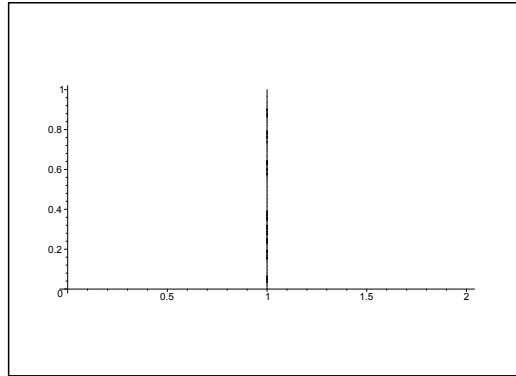


Figure 26.27: The curve \mathcal{C} of **Example 26.10.5**. (In fact, a segment of the line $x = a$.)

Now, $\cos \varphi \geq 0$ for $\varphi \in \left[0, \frac{\pi}{2}\right]$, so

$$\sqrt{\varrho^2 + \left(\frac{d\varrho}{d\varphi}\right)^2} = a \cos \varphi \sqrt{4 - 3 \cos^2 \varphi},$$

and the line integral becomes

$$\begin{aligned} \int_{\mathcal{C}} \frac{y}{\sqrt{4a - 3\varrho}} ds &= \int_{\mathcal{C}} \frac{\varrho \sin \varphi}{\sqrt{4a - 3\varrho}} ds = \int_0^{\frac{\pi}{2}} \frac{a \cos^2 \varphi \cdot \sin \varphi}{\sqrt{4a - 3a \cos^2 \varphi}} \cdot a \cos \varphi \sqrt{4 - 3 \cos^2 \varphi} d\varphi \\ &= a\sqrt{a} \int_0^{\frac{\pi}{2}} \cos^3 \varphi \cdot \sin \varphi d\varphi = a\sqrt{a} \left[-\frac{\cos^4 \varphi}{4} \right]_0^{\frac{\pi}{2}} = \frac{a\sqrt{a}}{4}. \end{aligned}$$

5) If $\varrho = \frac{a}{\cos \varphi}$, then

$$\frac{d\varrho}{d\varphi} = \frac{a \sin \varphi}{\cos^2 \varphi},$$

hence

$$\varrho^2 + \left(\frac{d\varrho}{d\varphi}\right)^2 = a^2 \left\{ \frac{1}{\cos^2 \varphi} + \frac{\sin^2 \varphi}{\cos^4 \varphi} \right\} = \frac{a^2}{\cos^4 \varphi},$$

where

$$\sqrt{\varrho^2 + \left(\frac{d\varrho}{d\varphi}\right)^2} = \frac{a}{\cos^2 \varphi}.$$

The line integral is obtained by insertion,

$$\int_{\mathcal{C}} \frac{1}{x^2 + y^2} ds = \int_{\mathcal{C}} \frac{1}{\varrho^2} ds = \int_0^{\pi} \frac{\cos^2 \varphi}{a^2} \cdot \frac{a}{\cos^2 \varphi} d\varphi = \frac{\pi}{4a}.$$

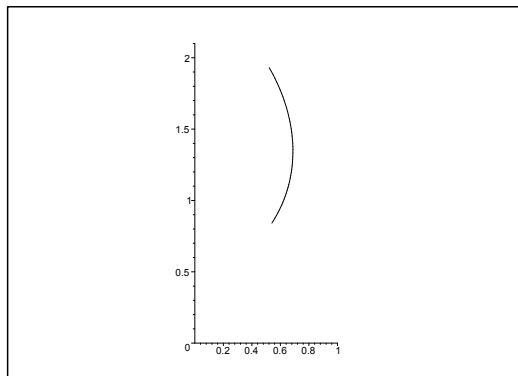


Figure 26.28: The curve C of **Example 26.10.6**.

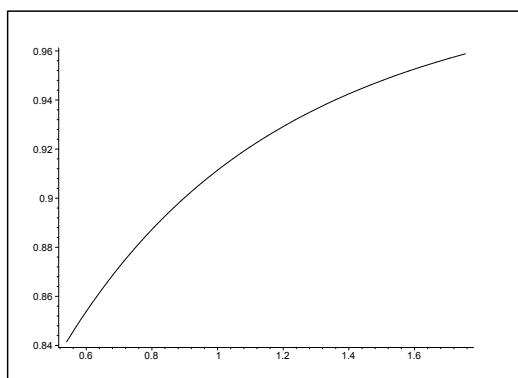


Figure 26.29: The curve C of **Example 26.10.7**.

6) If $\varphi = \varrho - \ln \varrho$, then

$$\frac{d\varphi}{d\varrho} = 1 - \frac{1}{\varrho} = \frac{\varrho - 1}{\varrho},$$

hence

$$\sqrt{1 + \left(\varrho \frac{d\varphi}{d\varrho}\right)^2} = \sqrt{1 + (\varrho - 1)^2}.$$

Finally, we get the line integral by insertion,

$$\begin{aligned} \int_C (\sqrt{x^2 + y^2} - 1) ds &= \int_C (\varrho - 1) ds = \int_1^2 \sqrt{1 + (\varrho - 1)^2} \cdot (\varrho - 1) d\varrho \\ &= \frac{1}{3} \left[\{1 + (\varrho - 1)^2\}^{\frac{3}{2}} \right]_1^2 = \frac{1}{3}(2\sqrt{2} - 1). \end{aligned}$$

7) If $\varphi = \frac{1}{\varrho}$, then $\frac{d\varphi}{d\varrho} = -\frac{1}{\varrho^2}$, so

$$\sqrt{1 + \left(\varrho \frac{d\varphi}{d\varrho}\right)^2} = \sqrt{1 + \frac{1}{\varrho^2}} = \frac{\sqrt{1 + \varrho^2}}{\varrho}.$$

We get the line integral by insertion

$$\int_C (x^2 + y^2) ds = \int_1^2 \varrho^2 \cdot \frac{\sqrt{1 + \varrho^2}}{\varrho} d\varrho = \frac{1}{3} \left[\{1 + \varrho^2\}^{\frac{3}{2}} \right]_1^2 = \frac{1}{3} \{5\sqrt{5} - 2\sqrt{2}\}.$$

Example 26.11 A. Find the curve length from $(0, 0)$ of any finite piece $(0 \leq \varphi \leq \alpha)$ of the Archimedes's spiral, given in polar coordinates by

$$\varrho = a\varphi, \quad 0 \leq \varphi < +\infty, \quad \text{where } a > 0,$$

i.e. calculate the line integral

$$\ell = \int_{\varphi=0}^{\alpha} ds.$$

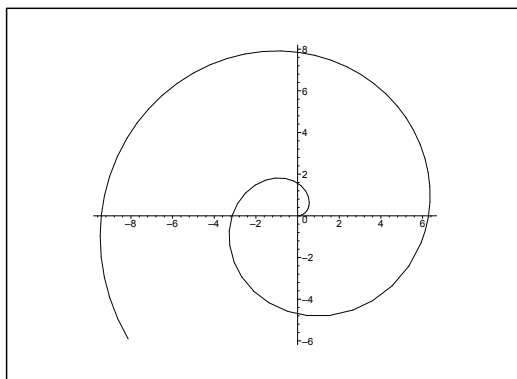


Figure 26.30: A piece of the Archimedes's spiral for $a = 1$.

D. First find the line element ds expressed by means of φ and $d\varphi$.

We shall here meet a very unpleasant integral, which we shall calculate in four different ways:

- 1) by a substitution,
- 2) by using partial integration,
- 3) by using a pocket calculator,
- 4) by using MAPLE.

- I. Since $\varrho = P(\varphi) = a\varphi$, and since we have a description of the curve in *polar* coordinates, the line element is

$$ds = \sqrt{\{P(\varphi)\}^2 + \{P'(\varphi)\}^2} d\varphi = \sqrt{(a\varphi)^2 + a^2} d\varphi = a\sqrt{1 + \varphi^2} d\varphi.$$

Then by a reduction,

$$l = \int_{\varphi=0}^{\alpha} ds = \int_0^{\alpha} a\sqrt{1 + \varphi^2} d\varphi = a \int_0^{\alpha} \sqrt{1 + \varphi^2} d\varphi.$$

- 1) Since $1 + \sinh^2 t = \cosh^2 t$, we have $\sqrt{1 + \sinh^2 t} = +\cosh t$, because both sides of the equation sign must be positive. Thus we can remove the square root of the integrand by using the *monotonous* substitution,

$$\varphi = \sinh t, \quad d\varphi = \cosh t dt, \quad t = \operatorname{Arsinh} \varphi = \ln(\varphi + \sqrt{1 + \varphi^2}).$$

Since t can be expressed uniquely by φ , the substitution must be monotonous.



> Apply now

**REDEFINE YOUR FUTURE
AXA GLOBAL GRADUATE
PROGRAM 2015**

redefining / standards



agence.cdg. © Photonistop



Then

$$\begin{aligned}
 \ell &= a \int_0^\alpha \sqrt{1 + \varphi^2} \, d\varphi = a \int_{\varphi=0}^\alpha \sqrt{1 + \sinh^2 t} \cdot \cosh t \, dt \\
 &= a \int_{\varphi=0}^\alpha \cosh^2 t \, dt = a \cdot \frac{1}{2} \int_{\varphi=0}^\alpha \{\cosh 2t + 1\} \, dt \\
 &= \frac{a}{2} \left[\frac{1}{2} \sinh 2t + t \right]_{\varphi=0}^\alpha = \frac{a}{2} [(t + \sinh t \cdot \cosh t)]_{\varphi=0}^\alpha \\
 &= \frac{a}{2} \left[t + \sinh t \cdot \sqrt{1 + \sinh^2 t} \right]_{\varphi=\sinh t=0}^\alpha \\
 &= \frac{a}{2} \left[\ln(\varphi + \sqrt{1 + \varphi^2}) + \varphi \cdot \sqrt{1 + \varphi^2} \right]_0^\alpha \\
 &= \frac{a}{2} \left\{ \alpha \sqrt{1 + \alpha^2} + \ln(\alpha + \sqrt{1 + \alpha^2}) \right\}.
 \end{aligned}$$

2) If we instead apply *partial integration*, then

$$\begin{aligned}
 \ell &= a \int_0^\alpha \sqrt{1 + \varphi^2} \, d\varphi = a \int_0^\alpha 1 \cdot \sqrt{1 + \varphi^2} \, d\varphi \\
 &= a \left[\varphi \sqrt{1 + \varphi^2} \right]_0^\alpha - a \int_0^\alpha \varphi \cdot \frac{\varphi}{\sqrt{1 + \varphi^2}} \, d\varphi \\
 &= a \left\{ \alpha \sqrt{1 + \alpha^2} - \int_0^\alpha \frac{(\varphi^2 + 1) - 1}{\sqrt{1 + \varphi^2}} \, d\varphi \right\} \\
 &= a \left\{ \alpha \sqrt{1 + \alpha^2} - \int_0^\alpha \sqrt{1 + \varphi^2} \, d\varphi + \int_0^\alpha \frac{d\varphi}{\sqrt{1 + \varphi^2}} \right\} \\
 &= -a \int_0^\alpha \sqrt{1 + \varphi^2} \, d\varphi + a \left\{ \alpha \sqrt{1 + \alpha^2} + \ln(\alpha + \sqrt{1 + \alpha^2}) \right\}.
 \end{aligned}$$

The first term is $-a \int_0^\alpha \sqrt{1 + \varphi^2} \, d\varphi = -\ell$, so we get by adding ℓ and dividing by 2 that

$$\ell = \frac{a}{2} \left\{ \alpha \sqrt{1 + \alpha^2} + \ln(\alpha + \sqrt{1 + \alpha^2}) \right\}.$$

3) This is an example where a *pocket calculator* will give an equivalent, though different answer, so it is easy to see, whether a pocket calculator has been applied or not. It is here illustrated by the use of a TI-89, where the *command* is given by

$$a \star \int(\sqrt{(1 + t^2)}, t, 0, b),$$

because neither φ nor α are natural. Then the answer of the pocket calculator is

$$(26.1) \quad a \cdot \left(\frac{\ln(\sqrt{b^2 + 1} + b)}{2} + \frac{b\sqrt{b^2 + 1}}{2} \right),$$

followed by writing α again instead of b .

However, if one does *not* apply a pocket calculator, but instead uses the standard methods of integration, one would *never* state the result in the form (26.1). The reason for this discrepancy

is that the programs of the pocket calculator are created from specialists in Algebra, and they do not always speak the same mathematical language as the specialists in Calculus or Mathematical Analysis. In Calculus the priority of the terms would be $(b = \alpha)$

$$\frac{a}{2} \left\{ \alpha \sqrt{1 + \alpha^2} + \ln \left(\alpha + \sqrt{1 + \alpha^2} \right) \right\},$$

because one would try to put as many factors as possible outside the parentheses and then order the rest of the terms, such that the simplest is also the first one. Obviously, this is not the structure of (26.1).

The morale of this story is that even if a pocket calculator may give the right result, this result does not have to be put in a practical form. It is even worse by applications of e.g. MAPLE where the result is sometimes given in a form using functions which are not known by students of Calculus.

Note also that pocket calculators in general do not like the operations $|\cdot|$ and $\sqrt{\cdot}$, and cases where we have got two parameters. The latter is not even one of the favorites of MAPLE either, and it is in fact possible to obtain some very strange results by using MAPLE on even problems from this part of Calculus. I shall therefore give the following warning: *Do not use pocket calculators and computer programs like MAPLE or Mathematica uncritically!* Since they exist, they should of course be applied, but do it with care. \diamond

- 4) For completeness we include an application of MAPLE. Without further help we just get

$$\text{Int} \left(a \cdot \sqrt{1 + t^2}, t = 0..a \right)$$

$$\int_0^a a \sqrt{t^2 + 1} dt$$

Apparently one should use some additional package from MAPLE in order to get this right and not like here just use the most “obvious”.

Example 26.12

- A. Find the value of the line integral $I = \int_C |y| ds$, where C is the cardioid given in polar coordinates by

$$\varrho = P(\varphi) = a(1 + \cos \varphi), \quad -\pi \leq \varphi \leq \pi.$$

Examination of dimensions: Since $\varrho \sim a$, we get $\int_C \dots ds \sim a$, and since $y \sim a$, The result must be of the form $c \cdot a \cdot a = c \cdot a^2$.

Due to the *numerical sign* in the integrand we must be very careful. In particular, a pocket calculator will be in big trouble here, if one does not give it a hand from time to time during the calculations.

- D. First find the line element ds .

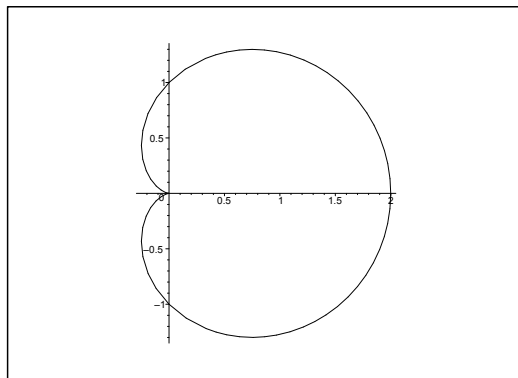


Figure 26.31: The cardioid for $a = 1$; ($\kappa\alpha\rho\delta\iota\alpha = \text{heart}$).

I. The line element is seen to be

$$\begin{aligned} ds &= \sqrt{\{P(\varphi)\}^2 + \{P'(\varphi)\}^2} d\varphi = \sqrt{\{a(1 + \cos \varphi)\}^2 + \{-a \sin \varphi\}^2} d\varphi \\ &= a\sqrt{(1 + 2 \cos \varphi + \cos^2 \varphi) + \sin^2 \varphi} d\varphi = a\sqrt{2} \cdot \sqrt{1 + \cos \varphi} d\varphi. \end{aligned}$$

By a reduction we get

$$\begin{aligned} \int_C |y| ds &= \int_{-\pi}^{\pi} |P(\varphi) \sin \varphi| \cdot a\sqrt{2} \cdot \sqrt{1 + \cos \varphi} d\varphi \\ &= \int_{-\pi}^{\pi} a(1 + \cos \varphi) \cdot |\sin \varphi| \cdot a\sqrt{2} \cdot \sqrt{1 + \cos \varphi} d\varphi \\ &= a^2\sqrt{2} \int_{-\pi}^{\pi} (1 + \cos \varphi)^{\frac{3}{2}} |\sin \varphi| d\varphi \\ &= a^2\sqrt{2} \cdot 2 \int_0^{\pi} (1 + \cos \varphi)^{\frac{3}{2}} \sin \varphi d\varphi \\ &= 2\sqrt{2}a^2 \int_{\varphi=0}^{\pi} (1 + \cos \varphi)^{\frac{3}{2}} \cdot (-1) d \cos \varphi \\ &= -2\sqrt{2} a^2 \left[\frac{2}{5} (1 + \cos \varphi)^{\frac{5}{2}} \right]_0^{\pi} \\ &= -\frac{4\sqrt{2}}{5} a^2 \left\{ 0 - 2^{\frac{5}{2}} \right\} = \frac{32a^2}{5}. \end{aligned}$$

Without using some additional help MAPLE does not return the result.

C. *Weak control.* The result is of the correct dimension a^2 . Furthermore, the integrand is positive almost everywhere, so the result must also be positive, which it is here. \diamond

26.6 Examples of arc lengths and parametric descriptions by the arc length

Example 26.13 Compute in each of the following cases the arc length of the plane curve \mathcal{C} given by an equation of the form $y = Y(x)$, $x \in I$.

1) The arc length $\int_{\mathcal{C}} ds$ of the curve

$$y = Y(x) = \frac{x^4 + 48}{24x}, \quad x \in [2, 4].$$

2) The arc length $\int_{\mathcal{C}} ds$ of the curve

$$y = Y(x) = a \cosh \frac{x}{a}, \quad x \in [-a, a].$$

[Cf. **Example 26.16.1** and **Example 32.7.8**.]

3) The arc length $\int_{\mathcal{C}} ds$ of the curve

$$y = Y(x) = \ln \frac{e^x - 1}{e^x + 1}, \quad x \in [2, 4].$$

4) The arc length $\int_{\mathcal{C}} ds$ of the curve

$$y = Y(x) = x^{\frac{3}{2}}, \quad x \in [0, 1].$$

5) The arc length $\int_{\mathcal{C}} ds$ of the curve

$$y = Y(x) = x^{\frac{2}{3}}, \quad x \in [0, 1].$$

A Arc lengths of plane curves.

D Sketch the plane curve. Calculate the weight function $\sqrt{1 + Y'(x)^2}$ and reduce the line integral of integrand 1 to an ordinary integral.

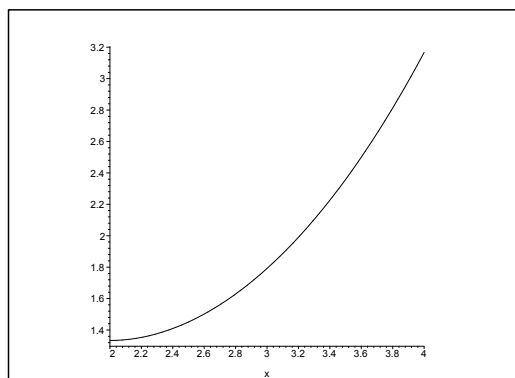


Figure 26.32: The curve \mathcal{C} of **Example 26.13.1**.

I 1) It follows from


$$Y(x) = \frac{x^3}{24} + \frac{2}{x}, \quad \text{thus} \quad Y'(x) = \frac{x^2}{8} - \frac{2}{x^2} = \frac{x^4 - 16}{8x^2},$$

that

$$\sqrt{1 + Y'(x)^2} = \frac{1}{8x^2} \sqrt{64x^4 + (x^4 - 16)^2} = \frac{1}{8x^2} (x^4 + 16) = \frac{x^2}{8} + \frac{2}{x^2}.$$

We get the arc length by insertion,

$$\begin{aligned} \int_c ds &= \int_2^4 \sqrt{1 + Y'(x)^2} dx = \int_2^4 \left\{ \frac{x^2}{8} + \frac{2}{x^2} \right\} dx = \left[\frac{x^3}{24} - \frac{2}{x} \right]_2^4 \\ &= \frac{64 - 8}{24} - \frac{2}{4} + \frac{2}{2} = \frac{56}{24} - \frac{1}{2} + 1 = \frac{7}{3} + \frac{1}{2} = \frac{17}{6}. \end{aligned}$$



Empowering People. Improving Business.

BI Norwegian Business School is one of Europe's largest business schools welcoming more than 20,000 students. Our programmes provide a stimulating and multi-cultural learning environment with an international outlook ultimately providing students with professional skills to meet the increasing needs of businesses.

BI offers four different two-year, full-time Master of Science (MSc) programmes that are taught entirely in English and have been designed to provide professional skills to meet the increasing need of businesses. The MSc programmes provide a stimulating and multi-cultural learning environment to give you the best platform to launch into your career.

- MSc in Business
- MSc in Financial Economics
- MSc in Strategic Marketing Management
- MSc in Leadership and Organisational Psychology

BI NORWEGIAN BUSINESS SCHOOL

EFMD **EQUIS** ACCREDITED

www.bi.edu/master



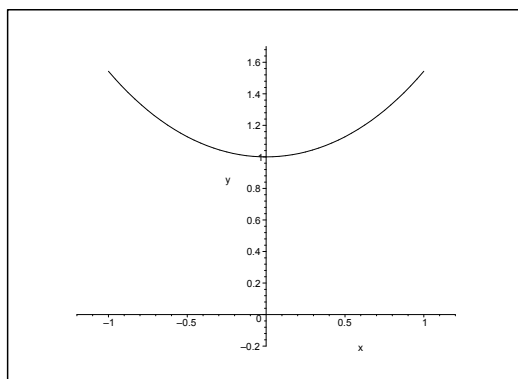


Figure 26.33: The curve \mathcal{C} of **Example 26.13.2** for $a = 1$.

2) From $Y'(x) = \sinh \frac{x}{a}$ follows that

$$\sqrt{1 + Y'(x)^2} = \sqrt{1 + \sinh^2 \left(\frac{x}{a} \right)} = \cosh \frac{x}{a}.$$

The arc length is

$$\int_{\mathcal{C}} ds = \int_{-a}^a \cosh \frac{x}{a} dx = a \left[\sinh \frac{x}{a} \right]_{-a}^a = 2a \sinh 1 = \frac{a}{e} (e^2 - 1).$$

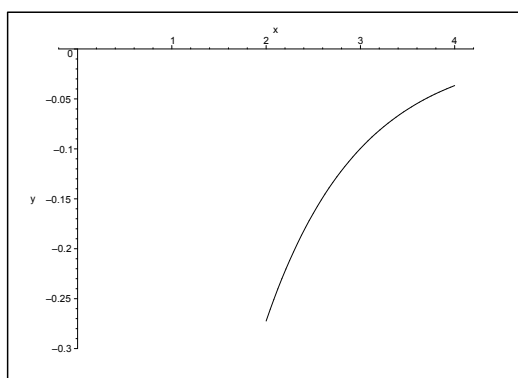


Figure 26.34: The curve \mathcal{C} of **Example 26.13.3**.

3) It follows from

$$Y'(x) = \frac{e^x}{e^x - 1} - \frac{e^x}{e^x + 1} = \frac{2e^x}{e^{2x} - 1},$$

that

$$\sqrt{1 + Y'(x)^2} = \frac{1}{e^{2x} - 1} \sqrt{(e^{2x} - 1)^2 + 4e^{2x}} = \frac{e^{2x} + 1}{e^{2x} - 1} = \frac{\cosh x}{\sinh x},$$

so the arc length becomes

$$\begin{aligned}\int_C ds &= \int_2^4 \frac{\cosh x}{\sinh x} dx = [\ln \sinh x]_2^4 = \ln \left(\frac{\sinh 4}{\sinh 2} \right) = \ln \left(\frac{2 \sinh 2 \cosh 2}{\sinh 2} \right) \\ &= \ln(2 \cosh 2) = \ln(e^2 + e^{-2}) = \ln(e^4 + 1) - 2.\end{aligned}$$

4) Here, $Y'(x) = \frac{3}{2} \sqrt{x}$, so

$$\sqrt{1 + Y'(x)^2} = \sqrt{1 + \frac{9}{4}x}.$$

The arc length is

$$\int_C ds = \int_0^1 \sqrt{1 + \frac{9}{4}x} dx = \frac{4}{9} \cdot \frac{2}{3} \left[\left(1 + \frac{9}{4}x\right)^{\frac{3}{2}} \right]_0^1 = \frac{8}{27} \left\{ \left(\frac{13}{4}\right)^{\frac{3}{2}} - 1 \right\} = \frac{1}{27} \{13\sqrt{13} - 8\}.$$

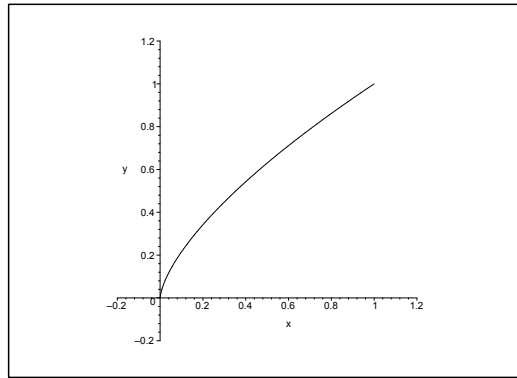


Figure 26.35: The curve C of **Example 26.13.5**.

5) Since the arc length of $y = x^{\frac{2}{3}}$, $x \in [0, 1]$, is equal to the arc length of $x = y^{\frac{3}{2}}$, it follows from **Example 26.13.4** that

$$\int_C ds = \frac{1}{27} \{13\sqrt{13} - 9\}.$$

ALTERNATIVELY, $Y'(x) = \frac{2}{3} x^{-\frac{1}{3}}$, thus

$$\begin{aligned}\int_C ds &= \int_0^1 \sqrt{1 + \frac{4}{9}x^{-\frac{2}{3}}} dx = \int_0^1 x^{-\frac{1}{3}} \sqrt{x^{\frac{2}{3}} + \frac{4}{9}} dx = \frac{3}{2} \int_0^1 \sqrt{t + \frac{4}{9}} dt \\ &= \left[\left(t + \frac{4}{9}\right)^{\frac{3}{2}} \right]_0^1 = \left(\frac{13}{9}\right)^{\frac{3}{2}} - \left(\frac{4}{9}\right)^{\frac{3}{2}} = \frac{13\sqrt{13}}{27} - \frac{8}{27} = \frac{1}{27} \{13\sqrt{13} - 8\}.\end{aligned}$$

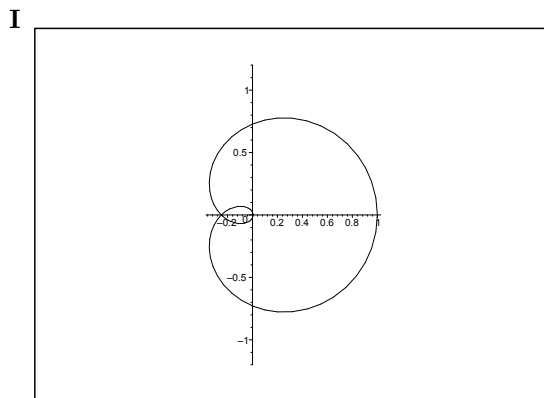


Figure 26.36: The curve \mathcal{C} of **Example 26.14.1**.

Example 26.14 Compute in each of the following cases the arc length of the given plane curve \mathcal{K} by an equation in polar coordinates.

1) The arc length $\int_{\mathcal{C}} ds$ of the curve given by

$$\varrho = a \cos^4 \frac{\varphi}{4}, \quad \varphi \in [0, 4\pi].$$

2) The arc length $\int_{\mathcal{C}} ds$ of the curve given by

$$\varrho = a(1 + \cos \varphi), \quad \varphi \in [0, 2\pi].$$

3) The arc length $\int_{\mathcal{C}} ds$ of the curve given by

$$\varphi = \ln \varrho, \quad \varrho \in [1, e].$$

4) The arc length $\int_{\mathcal{C}} ds$ of the curve given by

$$\varrho = a \sin^3 \frac{\varphi}{3}, \quad \varphi \in [0, 3\pi].$$

A Arc lengths in polar coordinates.

D First calculate the weight function $\sqrt{\varrho^2 + \left(\frac{d\varrho}{d\varphi}\right)^2}$ (possibly $\sqrt{1 + \left(\varrho \frac{d\varphi}{d\varrho}\right)^2}$), and then the line integral.

1) Since

$$\frac{d\varrho}{d\varphi} = -a \cdot \cos^3 \frac{\varphi}{4} \cdot \sin \frac{\varphi}{4},$$

the weight function is given by

$$\varrho^2 + \left(\frac{d\varrho}{d\varphi}\right)^2 = a^2 \cos^8 \frac{\varphi}{4} + a^2 \cos^6 \frac{\varphi}{4} \cdot \sin^2 \frac{\varphi}{4} = a^2 \cos^6 \frac{\varphi}{4},$$

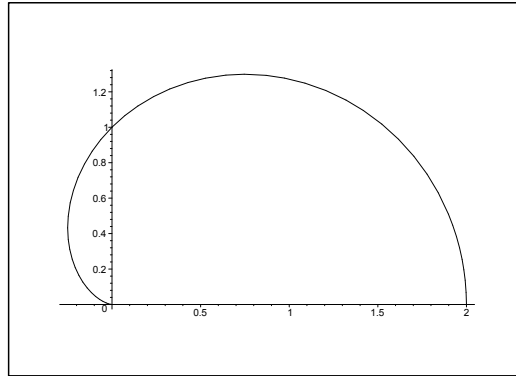


Figure 26.37: The curve C of **Example 26.14.2**.

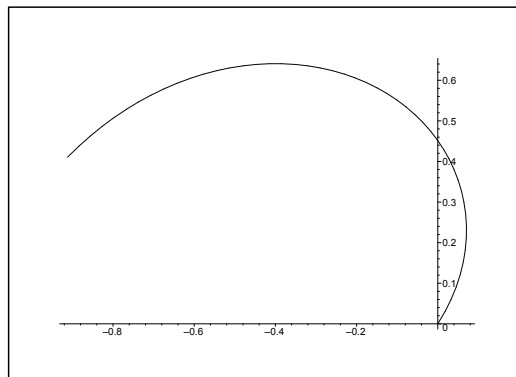


Figure 26.38: The curve C of **Example 26.14.3**. (Part of the curve of **Example 26.10.2**).

hence

$$\begin{aligned} \int_C ds &= \int_0^{4\pi} \sqrt{\varrho^2 + \left(\frac{d\varrho}{d\varphi}\right)^2} d\varphi = \int_0^{4\pi} a \left| \cos^3 \frac{\varphi}{4} \right| d\varphi = 4a \int_0^\pi |\cos^3 t| dt \\ &= 8a \int_0^{\frac{\pi}{2}} \cos^3 t dt = 8a \int_0^{\frac{\pi}{2}} (1 - \sin^2 t) \cos t dt = 8a \left[\sin t - \frac{1}{3} \sin^3 t \right]_0^{\frac{\pi}{2}} = \frac{16a}{3}. \end{aligned}$$

2) In this case,

$$\sqrt{\varrho^2 + \left(\frac{d\varrho}{d\varphi}\right)^2} = a \sqrt{(1 + \cos \varphi)^2 + \sin^2 \varphi} = a \sqrt{2(1 + \cos \varphi)} = a \sqrt{4 \cos^2 \frac{\varphi}{2}} = 2a \left| \cos \frac{\varphi}{2} \right|,$$

so

$$\int_C ds = \int_0^{2\pi} 2a \left| \cos \frac{\varphi}{2} \right| d\varphi = 4a \int_0^\pi |\cos t| dt = 8a \int_0^{\frac{\pi}{2}} \cos t dt = 8a.$$

3) From

$$\sqrt{1 + \left\{ \varrho \frac{d\varphi}{da\varrho} \right\}^2} = \sqrt{1 + \left\{ \varrho \cdot \frac{1}{\varrho} \right\}^2} = \sqrt{2},$$

follows that

$$\int_c ds = \int_1^e \sqrt{2} d\varrho = \sqrt{2}(e - 1).$$

Need help with your dissertation?

Get in-depth feedback & advice from experts in your topic area. Find out what you can do to improve the quality of your dissertation!

Get Help Now



Go to www.helpmyassignment.co.uk for more info



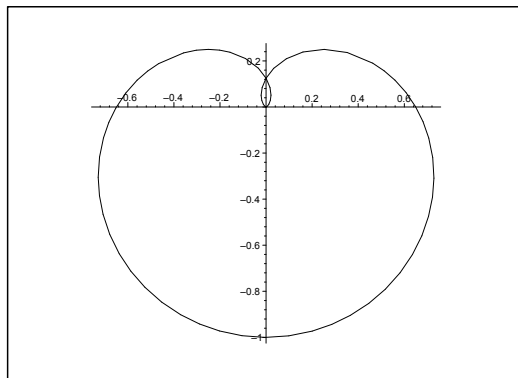


Figure 26.39: The curve C of **Example 26.14.4**.

ALTERNATIVELY, $\rho = e^\varphi$, $\varphi \in [0, 1]$, so (cf. **Example 26.10.1**)

$$\sqrt{\rho^2 + \left(\frac{d\rho}{d\varphi}\right)^2} = \sqrt{2}e^\varphi,$$

hence

$$\int_C ds = \int_0^1 \sqrt{2}e^\varphi d\varphi = \sqrt{2}(e - 1).$$

4) Here $\frac{d\rho}{d\varphi} = a \cdot \sin^2 \frac{\varphi}{3} \cdot \cos \frac{\varphi}{3}$, so

$$\sqrt{\rho^2 + \left(\frac{d\rho}{d\varphi}\right)^2} = a \sqrt{\sin^6 \frac{\varphi}{3} + \sin^4 \frac{\varphi}{3} \cdot \cos^2 \frac{\varphi}{3}} = a \cdot \sin^2 \frac{\varphi}{3},$$

thus

$$\int_C ds = \int_0^{3\pi} a \sin^2 \frac{\varphi}{3} d\varphi = 3a \int_0^\pi \sin^2 t dt = \frac{3a}{2} \int_0^\pi (1 - \cos 2t) dt = \frac{3a\pi}{2}.$$

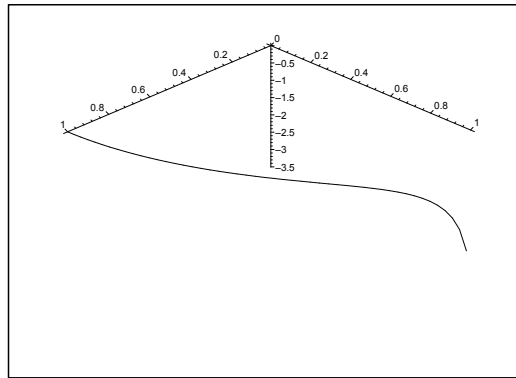


Figure 26.40: The space curve of **Example 26.15.1**.

Example 26.15 Below are given some space curves by their parametric descriptions $\mathbf{x} = \mathbf{r}(t)$, $t \in I$. Express for each of the curves their parametric description with respect to arc length from the point of the parametric value t_0 .

1) The curve $\mathbf{r}(t) = (\cos t, \sin t, \ln \cos t)$, from $t_0 = 0$ in the interval $I = \left[0, \frac{\pi}{2}\right]$.

2) The curve $\mathbf{r}(t) = \frac{1}{\sqrt{3}} (e^t \cos t, e^t \sin t, e^t)$ from $t_0 = 0$ in the interval $I = \mathbb{R}$.

[Cf. **Example 26.3.7**.]

3) The curve $\mathbf{r}(t) = (\ln \cos t, \ln \sin t, \sqrt{2}t)$ from $t_0 = \frac{\pi}{4}$ in the interval $I = \left]0, \frac{\pi}{2}\right[$.

4) The curve $\mathbf{r}(t) = (7t + \cos t, 7t - \cos t, \sqrt{2} \sin t)$ from $t_0 = \frac{\pi}{2}$ in the interval $I = \mathbb{R}$.

5) The curve $\mathbf{r}(t) = (\cos(2t), \sin(2t), 2 \cosh t)$ from $t_0 = 0$ in the interval $I = \mathbb{R}$.

6) The curve $\mathbf{r}(t) = (\cos t, \sin t, \ln \cos t)$ from $t_0 = 0$ in the interval $I = \left]-\frac{\pi}{2}, \frac{\pi}{2}\right[$.

[Cf. **Example 26.3.5**.]

A Parametric description by the arc length.

D Find $s'(t) = \|\mathbf{r}'(t)\|$ and then $s = s(t)$ and $t = \tau(s)$, where we integrate from t_0 . Finally, insert in $\mathbf{x} = \mathbf{r}(t) = \mathbf{r}(\tau(s))$.

I 1) From

$$\mathbf{r}'(t) = \left(-\sin t, \cos t, -\frac{\sin t}{\cos t}\right), \quad t \in \left[0, \frac{\pi}{2}\right[,$$

follows that

$$s'(t) = \|\mathbf{r}'(t)\| = \sqrt{\sin^2 t + \cos^2 t + \frac{\sin^2 t}{\cos^2 t}} = \frac{1}{\cos t},$$

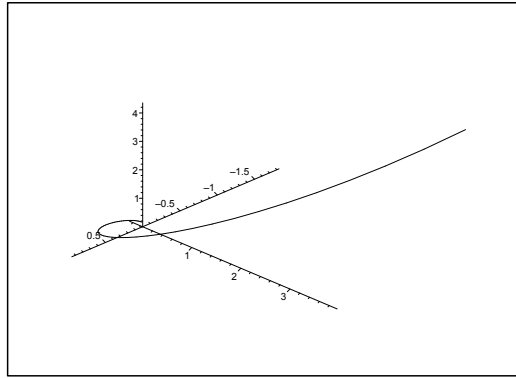


Figure 26.41: The space curve of **Example 26.15.2**.

hence

$$\begin{aligned} s(t) &= \int_0^t \frac{1}{\cos u} du = \int_0^t \frac{\cos u}{1 - \sin^2 u} du = \int_0^t \frac{1}{2} \left(\frac{1}{1 + \sin u} + \frac{1}{1 - \sin u} \right) \cos u du \\ &= \frac{1}{2} \left[\ln \left(\frac{1 + \sin u}{1 - \sin u} \right) \right]_0^t = \frac{1}{2} \ln \left(\frac{1 + \sin t}{1 - \sin t} \right). \end{aligned}$$

Then

$$\frac{1 + \sin t}{1 - \sin t} = e^{2s}, \quad \text{i.e.} \quad \sin t = \frac{e^{2s} - 1}{e^{2s} + 1} = \tanh s, \quad s \geq 0.$$

Note that it follows from $t \in \left[0, \frac{\pi}{2}\right[$ that

$$\cos t = \frac{2e^s}{e^{2s} + 1} = \frac{1}{\cosh s}.$$

Thus

$$t = \text{Arcsin} \left(\frac{e^{2s} - 1}{e^{2s} + 1} \right) = \text{Arcsin}(\tanh s), \quad s \geq 0,$$

and the parametric description by the arc length is

$$\begin{aligned} \mathbf{r}(s) &= (\cos t, \sin t, \ln \cos t) = \left(\frac{2e^s}{e^{2s} + 1}, \frac{e^{2s} - 1}{e^{2s} + 1}, \ln \left(\frac{2e^s}{e^{2s} + 1} \right) \right) \\ &= \left(\frac{1}{\cosh s}, \tanh s, -\ln \cosh s \right), \quad s \geq 0. \end{aligned}$$

2) Here

$$\mathbf{r}'(t) = \frac{1}{\sqrt{3}} e^t (\cos t - \sin t, \cos t + \sin t, 1),$$

so

$$s'(t) = \|\mathbf{r}'(t)\| = \frac{1}{\sqrt{3}} e^t \sqrt{(\cos t - \sin t)^2 + (\cos t + \sin t)^2 + 1} = e^t,$$

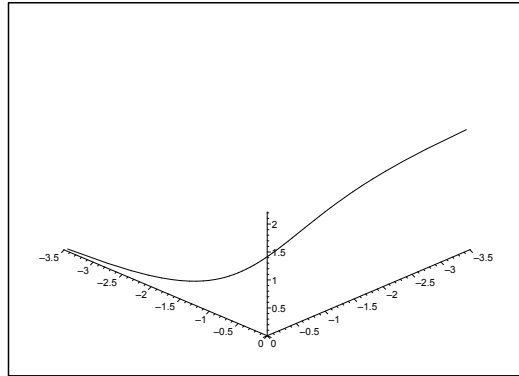


Figure 26.42: The space curve of **Example 26.15.3**.

hence

$$s(t) = \int_0^t e^u du = e^t - 1, \quad \text{and} \quad t = \ln(s+1), \quad s > -1.$$

Finally, we get the parametric description by the arc length,

$$\begin{aligned} \mathbf{r}(s) &= \frac{1}{\sqrt{3}} ((s+1) \cos(\ln(s+1)), (s+1) \sin(\ln(s+1)), s+1) \\ &= \frac{s+1}{\sqrt{3}} (\cos(\ln(s+1)), \sin(\ln(s+1)), 1), \quad s > -1. \end{aligned}$$

Brain power



Plug into The Power of Knowledge Engineering.
Visit us at www.skf.com/knowledge

By 2020, wind could provide one-tenth of our planet's electricity needs. Already today, SKF's innovative know-how is crucial to running a large proportion of the world's wind turbines.

Up to 25 % of the generating costs relate to maintenance. These can be reduced dramatically thanks to our systems for on-line condition monitoring and automatic lubrication. We help make it more economical to create cleaner, cheaper energy out of thin air.

By sharing our experience, expertise, and creativity, industries can boost performance beyond expectations. Therefore we need the best employees who can meet this challenge!

The Power of Knowledge Engineering





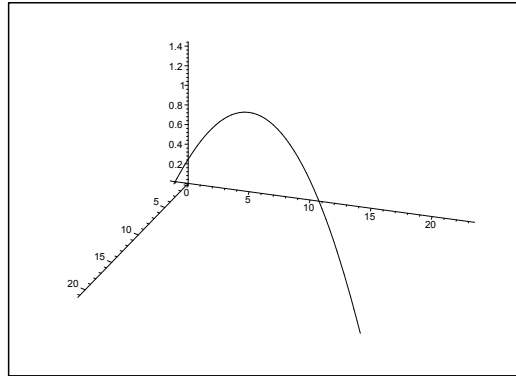


Figure 26.43: The space curve of **Example 26.15.4**.

3) From

$$\mathbf{r}'(t) = \left(-\frac{\sin t}{\cos t}, \frac{\cos t}{\sin t}, \sqrt{2} \right), \quad t \in \left] 0, \frac{\pi}{2} \right[,$$

follows that

$$s'(t) = \|\mathbf{r}'(t)\| = \sqrt{\frac{\sin^2 t}{\cos^2 t} + 2 + \frac{\cos^2 t}{\sin^2 t}} = \frac{\sin t}{\cos t} + \frac{\cos t}{\sin t} = \frac{1}{\cos t \sin t},$$

as $t \in \left] 0, \frac{\pi}{2} \right[$. Then

$$s(t) = \int_{\frac{\pi}{4}}^t \frac{1}{\cos u \sin u} du = \int_{\frac{\pi}{4}}^t \left(\frac{\sin u}{\cos u} + \frac{\cos u}{\sin u} \right) du = \ln \frac{\sin t}{\cos t} = \ln \tan t,$$

and thus $s \in \mathbb{R}$ and $\tan t = e^s$, and

$$\cos t = \frac{+1}{\sqrt{1 + \tan^2 t}} = \frac{1}{\sqrt{1 + e^{2s}}}, \quad \text{and} \quad \sin t = \frac{e^s}{\sqrt{1 + e^{2s}}}.$$

The parametric description by the arc length is

$$\mathbf{r}(s) = \left(-\frac{1}{2} \ln(1 + e^{2s}), s - \frac{1}{2} \ln(1 + e^{2s}), \sqrt{2} \operatorname{Arctan}(e^s) \right), \quad s \in \mathbb{R}.$$

4) Here,

$$\mathbf{r}'(t) = (7 - \sin t, 7 + \sin t, \sqrt{2} \cos t),$$

so

$$\begin{aligned} s'(t) &= \|\mathbf{r}'(t)\| = \sqrt{(7 - \sin t)^2 + (7 + \sin t)^2 + 2 \cos^2 t} \\ &= \sqrt{2 \cdot 49 + 2 \sin^2 t + 2 \cos^2 t} = \sqrt{98 + 2} = 10, \end{aligned}$$

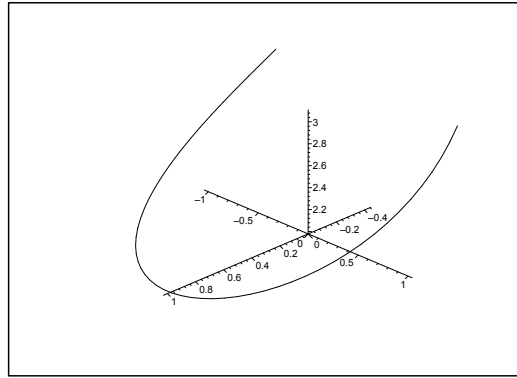


Figure 26.44: The space curve of **Example 26.15.5**.

and thus

$$s(t) = \int_{\frac{\pi}{2}}^t 10 \, du = 10 \left(t - \frac{\pi}{2} \right), \quad \text{hence} \quad t = \frac{s}{10} + \frac{\pi}{2}, \quad s \in \mathbb{R},$$

and the parametric description with the arc length as parameter from the point $\left(\frac{7\pi}{2}, \frac{7\pi}{2}, \sqrt{2} \right)$ is

$$\mathbf{r}(s) = \left(\frac{7s + 35\pi}{10} - \sin\left(\frac{s}{10}\right), \frac{7s + 35\pi}{10} + \sin\left(\frac{s}{10}\right), \sqrt{2} \cos\left(\frac{s}{10}\right) \right),$$

for $s \in \mathbb{R}$.

5) It follows from

$$\mathbf{r}'(t) = (-2 \sin 2t, 2 \cos 2t, 2 \sinh t),$$

that

$$s'(t) = \|\mathbf{r}'(t)\| = 2\sqrt{\sin^2(2t) + \cos^2(2t) + \sinh^2 t} = 2 \cosh t,$$

hence

$$s(t) = \int_0^t 2 \cosh u \, du = 2 \sinh t,$$

so $s \in \mathbb{R}$ and

$$t = \operatorname{Arsinh}\left(\frac{s}{2}\right) = \ln\left(\frac{1}{2}\left(s + \sqrt{s^2 + 4}\right)\right), \quad s \in \mathbb{R}.$$

The parametric description with the arc length as parameter is

$$\begin{aligned} \mathbf{r}(s) &= \left(\cos\left(2 \operatorname{Arsinh}\left(\frac{s}{2}\right)\right), \sin\left(2 \operatorname{Arsinh}\left(\frac{s}{2}\right)\right), 2\sqrt{1 + \frac{s^2}{4}} \right) \\ &= \left(\cos\left(2 \operatorname{Arsinh}\left(\frac{s}{2}\right)\right), \sin\left(2 \operatorname{Arsinh}\left(\frac{s}{2}\right)\right), \sqrt{4 + s^2} \right), \end{aligned}$$

for $s \in \mathbb{R}$.

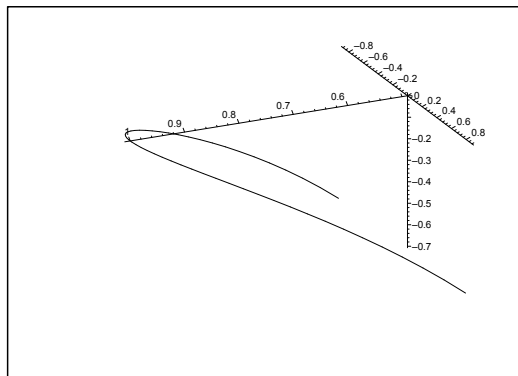


Figure 26.45: The space curve of **Example 26.15.6**; cf. **Example 26.15.1**.

- 6) This is an extension of the curve of **Example 26.15.1**, with the same parametric description evaluated from the same point $t_0 = 0$. We can therefore reuse this example, since the only change is that $s \in \mathbb{R}$,

$$\mathbf{r}(s) = \left(\frac{1}{\cosh s}, \tanh s, -\ln \cosh s \right), \quad \text{for } s \in \mathbb{R}.$$

What do you want to do?

No matter what you want out of your future career, an employer with a broad range of operations in a load of countries will always be the ticket. Working within the Volvo Group means more than 100,000 friends and colleagues in more than 185 countries all over the world. We offer graduates great career opportunities – check out the Career section at our web site www.volvogroup.com. We look forward to getting to know you!

VOLVO
AB Volvo (publ)
www.volvogroup.com

VOLVO TRUCKS | RENAULT TRUCKS | MACK TRUCKS | VOLVO BUSES | VOLVO CONSTRUCTION EQUIPMENT | VOLVO PENTA | VOLVO AERO | VOLVO IT
VOLVO FINANCIAL SERVICES | VOLVO 3P | VOLVO POWERTRAIN | VOLVO PARTS | VOLVO TECHNOLOGY | VOLVO LOGISTICS | BUSINESS AREA ASIA



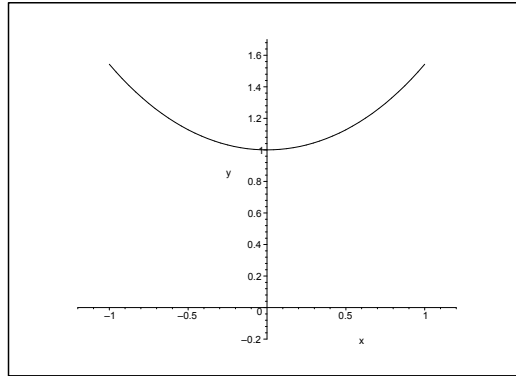


Figure 26.46: The chain curve for $a = 1$, cf. **Example 26.16.1**.

Example 26.16 Find for every one of the given plane curves below an equation of the form

$$(26.2) \quad \psi = \Psi(s),$$

where the signed arc length s is computed from a fixed point P_0 on the curve, while ψ is the angle between the oriented tangents at P_0 and at the point P on the curve given by s .

1) The chain curve given by $y = a \cosh \frac{x}{a}$, from P_0 given by $x = 0$.

[Cf. **Example 26.4.2**.]

2) The asteroïd given by

$$\mathbf{r}(t) = a(-\cos^3 t, \sin^3 t), \quad t \in \left[0, \frac{\pi}{2}\right],$$

from P_0 given by $t = 0$.

3) The winding of a circle given by

$$\mathbf{r}(t) = a(\cos t + t \sin t, \sin t - t \cos t), \quad t \in \mathbb{R}_+,$$

from P_0 given by $t = 0$.

4) The cycloid given by

$$\mathbf{r}(t) = a(t - \sin t, 1 - \cos t), \quad t \in [0, 2\pi],$$

from P_0 given by $t = \pi$.

It can be proved that (26.2) determines the curve uniquely with exception of its placement in the plane. Therefore, (26.2) is also called the natural equation of the curve.

A Natural equation.

D Find the arc length s , and then ψ by a geometrical analysis.

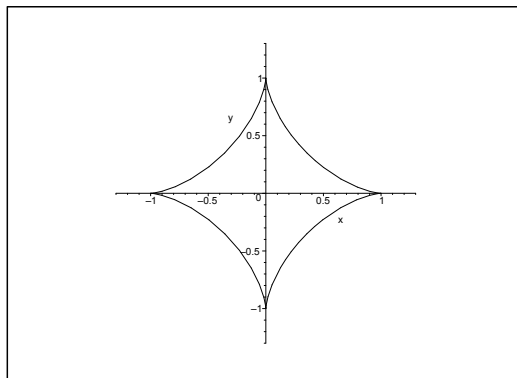


Figure 26.47: The astroid of **Example 26.16.2**.

- 1) The point P_0 has the coordinates $(0, a)$. A parametric description of the chain curve is e.g.

$$\mathbf{r}(t) = \left(t, a \cosh \frac{t}{a} \right),$$

hence

$$\mathbf{r}'(t) = \left(1, \sinh \frac{t}{a} \right), \quad \text{where } \mathbf{r}'(0) = (1, 0),$$

and thus $\psi = \text{Arctan} \left(\sinh \frac{t}{a} \right)$.

From

$$s'(t) = \|\mathbf{r}'(t)\| = \sqrt{1 + \sinh^2 \frac{t}{a}} = \cosh \frac{t}{a},$$

follows that

$$s(t) = \int_0^t \cosh \frac{u}{a} dy = a \left[\sinh \frac{u}{a} \right]_0^t = a \sinh \left(\frac{t}{a} \right).$$

The natural equation is

$$\psi = \Psi(s) = \text{Arctan} \left(\frac{s}{a} \right).$$

- 2) The point P_0 has the coordinates $(-a, 0)$, and

$$\mathbf{r}'(t) = a (3 \cos^2 t \cdot \sin t, 3 \sin^2 t \cdot \cos t) = 3a \cos t \cdot \sin t (\cos t, \sin t).$$

For $t \rightarrow 0+$ we get $\mathbf{r}'(0) = \mathbf{0}$, and by considering a figure we may conclude that we have a horizontal half tangent. Then it follows that $\psi = t$.

It follows from

$$s'(t) = \|\mathbf{r}'(t)\| = 3a \cos t \cdot \sin t,$$

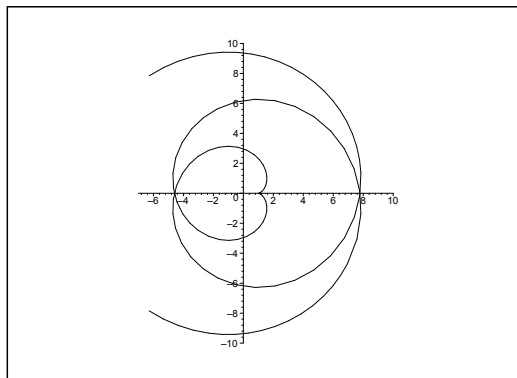


Figure 26.48: The winding of the circle of **Example 26.16.3**.

that

$$s(t) = \int_0^t 3a \cos u \cdot \sin u \, du = \frac{3a}{2} \int_0^t \sin 2u \, du = \frac{3a}{4} \{1 - \cos 2t\},$$

hence

$$\cos 2t = 1 - \frac{4s}{3a},$$

and

$$\psi = \Psi(s) = t = \frac{1}{2} \operatorname{Arccos} \left(1 - \frac{4s}{3a} \right).$$

3) The point P_0 has the coordinates $(a, 0)$, and

$$\mathbf{r}'(t) = a(-\sin t + \sin t + t \cos t, \cos t - \cos t + t \sin t) = at(\cos t, \sin t).$$

It follows that $\psi = t$.

As $t > 0$ we have

$$s'(t) = \|\mathbf{r}'(t)\| = at,$$

thus

$$s(t) = a \int_0^t u \, du = \frac{a}{2} t^2, \quad \text{hence } t = \sqrt{\frac{2s}{a}},$$

and hence

$$\psi = \Psi(s) = \sqrt{\frac{2s}{a}}.$$

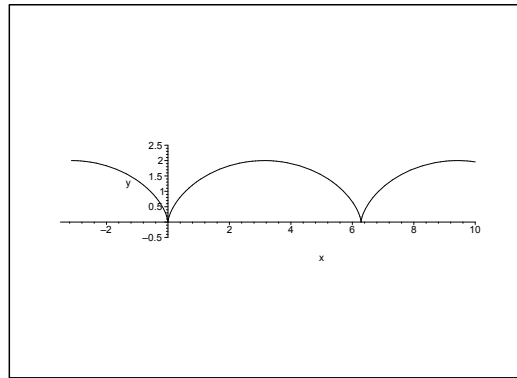


Figure 26.49: The cycloid of **Example 26.16.4**.

4) The point P_0 is described by $\mathbf{r}(\pi) = a(\pi, 0)$. The curve has a vertical half tangent at P_0 . From

$$\mathbf{r}'(t) = a(1 - \cos t, \sin t) = a \left(2 \sin^2 \frac{t}{2}, 2 \sin \frac{t}{2} \cos \frac{t}{2} \right) = 2a \sin \frac{t}{2} \left(\sin \frac{t}{2}, \cos \frac{t}{2} \right),$$

follows that

$$s'(t) = \|\mathbf{r}'(t)\| = 2a \sin \frac{t}{2},$$

gaieteye
Challenge the way we run

**EXPERIENCE THE POWER OF
FULL ENGAGEMENT...**

**RUN FASTER.
RUN LONGER..
RUN EASIER...**

**READ MORE & PRE-ORDER TODAY
WWW.GAITEYE.COM**

so

$$s(t) = \int_{\pi}^t 2a \sin \frac{u}{2} du = 4a \left[-\cos \frac{u}{2} \right]_{\pi}^t = 4a \left\{ -\cos \frac{t}{2} \right\},$$

and hence

$$\cos \frac{t}{2} = -\frac{s}{4a}, \quad \text{hence} \quad t = 2 \operatorname{Arccos} \left(-\frac{s}{4a} \right).$$

Since ψ must have the form $at + b$, it is easy to derive that

$$\psi = \pi - t = \pi - 2 \operatorname{Arccos} \left(-\frac{s}{4a} \right).$$

Example 26.17 A plane curve \mathcal{C} is given by the parametric description

$$\mathbf{r}(t) = \left(a \int_0^t \sin(u^2) du, a \int_0^t \cos(u^2) du \right), \quad t \in \mathbb{R}.$$

The signed arc length from the point $(0, 0)$ is called s .

1. Find s , and find the parametric description of the curve given by the arc length.

It is proved in Differential Geometry that any plane curve has a curvature

$$\kappa(t) = \frac{\{\mathbf{e}_z \times \mathbf{r}'(t)\} \cdot \mathbf{r}''(t)}{\|\mathbf{r}'(t)\|^3},$$

where we let the plane of the curve be the (X, Y) -plane in the space.

2. Prove that κ is proportional to s for \mathcal{C} .

The curve under consideration has many names: the clothoid, Euler's spiral, Cornu's spiral.

REMARK. "Clothoid" means in koiné, i.e. Ancient Greek: $\kappa\lambda\omega\theta\omega = \text{I spin}$. \diamond

A Parametric description with respect to arc length, curvature.

D Find ds and then compute.

I 1) As $s'(t) = \|\mathbf{r}'(t)\|$ and $\mathbf{r}'(t) = a(\sin(t^2), \cos(t^2))$, we get

$$s'(t) = a\sqrt{\sin^2(t^2) + \cos^2(t^2)} = a,$$

so

$$s(t) = at \quad \text{and} \quad t(s) = \frac{1}{a}s.$$

The parametric description using the arc length is

$$\mathbf{x} = \mathbf{r}(t) = a \left(\int_0^t \sin(u^2) du, \int_0^t \cos(u^2) du \right) = a \left(\int_0^{\frac{s}{a}} \sin(u^2) du, \int_0^{\frac{s}{a}} \cos(u^2) du \right).$$

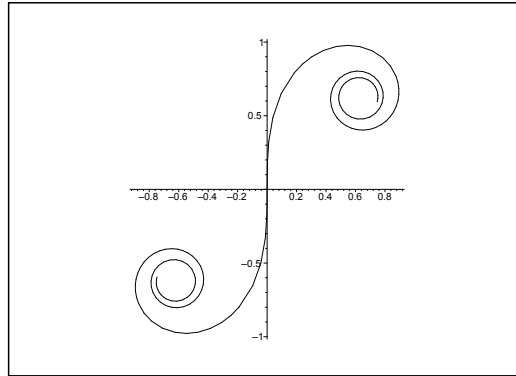


Figure 26.50: The clothoid for $a = 1$ and $s \in [-4, 4]$.

2) From

$$\mathbf{r}'(t) = a (\sin(t^2), \cos(t^2)) \sim a (\sin(t^2), \cos(t^2), 0),$$

and

$$\mathbf{r}''(t) = 2ta (\cos(t^2), -\sin(t^2)) \sim 2ta (\cos(t^2), -\sin(t^2), 0),$$

follows that

$$\begin{aligned} \{\mathbf{e}_z \times \mathbf{r}'(t)\} \cdot \mathbf{r}''(t) &= \begin{vmatrix} 2ta \cos(t^2) & -2ta \sin(t^2) & 0 \\ 0 & 0 & 1 \\ a \sin(t^2) & a \cos(t^2) & 0 \end{vmatrix} = - \begin{vmatrix} 2ta \cos(t^2) & -2ta \sin(t^2) \\ a \sin(t^2) & a \cos(t^2) \end{vmatrix} \\ &= -2ta^2. \end{aligned}$$

As $\|\mathbf{r}'(t)\| = a$, we finally get

$$\kappa = \frac{\{\mathbf{e}_z \times \mathbf{r}'(t)\} \cdot \mathbf{r}''(t)}{\|\mathbf{r}'(t)\|^3} = -\frac{2ta^2}{a^3} = -2 \frac{t}{a} = -\frac{2s}{a^2}.$$

Example 26.18 A space curve \mathcal{C} is given by the parametric description

$$\mathbf{r}(t) = \left(\frac{1}{2}t^2 - \ln t, 2 \sin t, 2 \cos t \right), \quad t \in [1, 2].$$

Prove that $\|\mathbf{r}'(t)\| = t + \frac{1}{t}$, and find the length of \mathcal{C} .

A Arc length.

D Compute $\|\mathbf{r}'(t)\|$ og $\ell = \int_0^1 \|\mathbf{r}'(t)\| dt$.

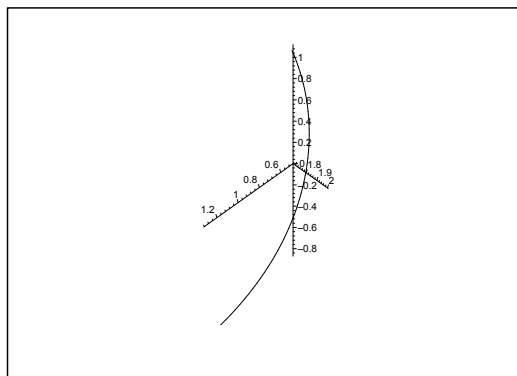


Figure 26.51: The curve \mathcal{C} .

I It follows from

$$\mathbf{r}'(t) = \left(t - \frac{1}{t}, 2 \cos t, -2 \sin t \right), \quad t \in [1, 2],$$

that

$$\|\mathbf{r}'(t)\|^2 = \left(t - \frac{1}{t} \right)^2 + 4 \cos^2 t + 4 \sin^2 t = t^2 - 2 + \frac{1}{t^2} = \left(t + \frac{1}{t} \right)^2,$$

thus

$$\|\mathbf{r}'(t)\| = \left| t + \frac{1}{t} \right| = t + \frac{1}{t},$$

and accordingly,

$$\ell = \int_1^2 \|\mathbf{r}'(t)\| dt = \int_1^2 \left(1 + \frac{1}{t} \right) dt = \left[\frac{t^2}{2} + \ln t \right]_1^2 = \frac{3}{2} + \ln 2.$$

Example 26.19 A space curve \mathcal{C} is given by the parametric description

$$\mathbf{r}(t) = (e^{3t}, e^{-3t}, \sqrt{18}t), \quad t \in [-1, 1].$$

Prove that $\|\mathbf{r}'(t)\| = 3(e^{3t} + 3^{-3t})$, and find the arc length of \mathcal{C} .

A Arc length.

D Find $\mathbf{r}'(t)$.

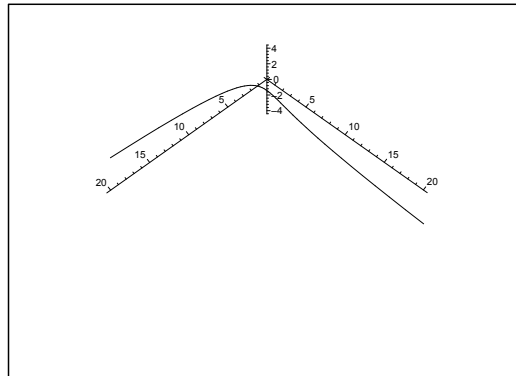


Figure 26.52: The curve \mathcal{C} .

I We get by differentiation

$$\mathbf{r}'(t) = (3e^{3t}, -3e^{-3t}, 3\sqrt{2}) = 3(e^{3t}, -e^{-3t}, \sqrt{2}),$$

This e-book
is made with
SetaPDF



SETASIGN



PDF components for **PHP** developers

www.setasign.com



thus

$$\|\mathbf{r}'(t)\| = 3\sqrt{(e^{3t})^2 + (-e^{-3t})^2 + 2} = 3\sqrt{(e^{3t} + e^{-3t})^2} = 3(e^{3t} + e^{-3t}),$$

and we get the arc length

$$\begin{aligned} \ell(\mathcal{C}) &= \int_{-1}^1 \|\mathbf{r}'(t)\| dt = \int_{-1}^1 3(e^{3t} + e^{-3t}) dt \\ &= 2 \int_0^1 3 \cdot 2 \cosh 3t dt = 4[\sinh 3t]_0^1 = 4 \sinh 3. \end{aligned}$$

Example 26.20 A space curve \mathcal{C} is given by the parametric description

$$\mathbf{r}(t) = \left(\frac{1}{3}t^3 - t, \frac{1}{3}t^3 + t, t^2 \right), \quad t \in [-1, 1].$$

Find the arc length of \mathcal{C} .

A Arc length.

D Find $\|\mathbf{r}'(t)\|$.

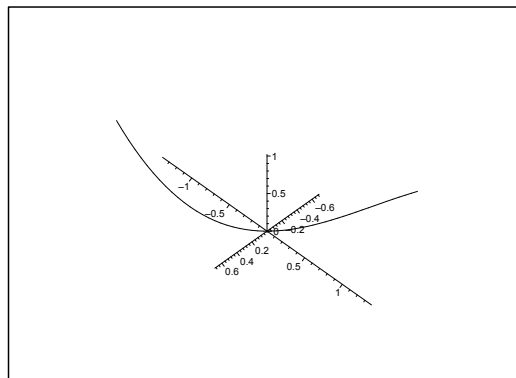


Figure 26.53: The curve \mathcal{C} .

I It follows from

$$\mathbf{r}'(t) = (t^2 - 1, t^2 + 1, 2t),$$

that

$$\|\mathbf{r}'(t)\|^2 = (t^2 - 1)^2 + (t^2 + 1)^2 + 4t^2 = 2t^4 + 2 + 4t^2 = 2(t^2 + 1)^2,$$

hence

$$\ell(\mathcal{C}) = \int_{-1}^1 \|\mathbf{r}'(t)\| dt = 2 \int_0^1 \sqrt{2}(t^2 + 1) dt = 2\sqrt{2} \left(\frac{1}{3} + 1 \right) = \frac{8\sqrt{2}}{3}.$$

Example 26.21 A space curve \mathcal{C} is given by the parametric description

$$\mathbf{r}(t) = (6t^2, 4\sqrt{2}t^3, 3t^4), \quad t \in [-1, 1].$$

Explain why the curve is symmetric with respect to the (X, Z) -plane. Then find the arc length of \mathcal{C} .

A Arc length.

D Replace t by $-t$. Then find $\mathbf{r}'(t)$.

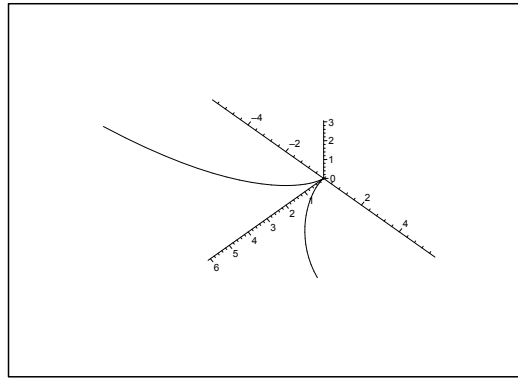


Figure 26.54: The curve \mathcal{C} .

I It follows from $\mathbf{r}(-t) = (6t^2, -4\sqrt{2}t^3, 3t^4)$, that the curve is symmetric with respect to the (X, Z) -plane.

From

$$\mathbf{r}'(t) = (12t, 12\sqrt{2}t^2, 12t^3) = 12t(1, \sqrt{2}t, t^2)$$

follows that

$$\|\mathbf{r}'(t)\| = 12|t| \cdot \sqrt{1 + 2t^2 + t^4} = 12|t| \cdot (1 + t^2).$$

Finally, when we exploit the symmetry above and put $u = t^2$, we find the arc length

$$\ell(\mathcal{C}) = 2 \int_0^1 \|\mathbf{r}'(t)\| dt = 2 \int_0^1 12t(1 + t^2) dt = 12 \int_0^1 (1 + u) du = 12 \left(1 + \frac{1}{2}\right) = 18.$$

Example 26.22 A space curve \mathcal{C} is given by the parametric description

$$\mathbf{r}(t) = (t + \sin t, \sqrt{2} \cos t, t - \sin t), \quad t \in [-1, 1].$$

1) Find a parametric description of the tangent of \mathcal{C} at the point corresponding to $t = 0$.

2) Compute the arc length of \mathcal{C} .

A Space curve.

D Follow the standard method.

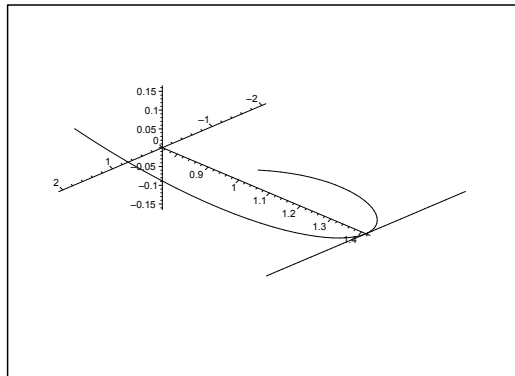


Figure 26.55: The curve \mathcal{C} and its tangent at $(0, \sqrt{2}, 0)$.

I 1) As $\mathbf{r}(0) = (0, \sqrt{2}, 0)$, and

$$\mathbf{r}'(t) = (1 + \cos t, -\sqrt{2} \sin t, 1 - \cos t), \quad \mathbf{r}'(0) = (2, 0, 0),$$

it follows that a parametric description of the tangent of \mathcal{C} at $(0, \sqrt{2}, 0)$ is given by

$$\mathbf{x}(u) = (0, \sqrt{2}, 0) + (2u, 0, 0) = (2u, \sqrt{2}, 0), \quad u \in \mathbb{R}.$$

2) The arc length of \mathcal{C} is

$$\begin{aligned} \int_{-1}^1 \|\mathbf{r}'(t)\| dt &= \int_{-1}^1 \sqrt{(1 + \cos t)^2 + 2 \sin^2 t + (1 - \cos t)^2} dt \\ &= \int_{-1}^1 \sqrt{2 + 2 \cos^2 t + 2 \sin^2 t} dt = \int_{-1}^1 \sqrt{4} dt = 2 \cdot 2 = 4. \end{aligned}$$

27 The surface integral

27.1 The reduction theorem for a surface integral

Given a two-dimensional (piecewise) C^1 -surface \mathcal{F} in \mathbb{R}^2 . We shall in this chapter see, how we can integrate a continuous function f , defined on \mathcal{F} , over the surface \mathcal{F} . We shall use the notation

$$\int_{\mathcal{F}} f(\mathbf{x}) \, dS$$

for this surface integral. In the following we make sense of this abstract symbol.

Roughly speaking, the introduction of the surface integral should in some sense follow that of the line integral in Chapter 26. The present complication is of course that we are now dealing with two dimensions instead of just one, and two-dimensional connected sets may have a far more complicated boundary than a one-dimensional connected set, the boundary of which only consists of at most two points. Furthermore, if \mathcal{F} is a C^1 -surface (of dimension 2) in \mathbb{R}^3 , then clearly \mathcal{F} does not have interior points in \mathbb{R}^3 , and yet we have a sense of the existence of an *intrinsic boundary* of \mathcal{F} , which we shall denote by $\delta\mathcal{F}$. Obviously, $\delta\mathcal{F}$ must not have a too complicated geometrical structure.

Besides the geometry of the surface the *area* and the *area element* also play key roles in the definition of the surface integral. For later use we denote the *area* of the surface \mathcal{F} by $\text{area}(\mathcal{F})$, though we still have not given the slightest clue of how to find $\text{area}(\mathcal{F})$.

We shall first analyze the *area element* dS . In order to do that we assume that \mathcal{F} is a C^1 -surface in \mathbb{R}^3 , given by

$$\mathcal{F} = \{ \mathbf{x} \in \mathbb{R}^3 \mid \mathbf{x} = \mathbf{r}(u, v) \text{ for } (u, v) \in E \},$$

where $E \subseteq \mathbb{R}^2$ is a *parameter domain* in the usual plane, and $\mathbf{r} : E \rightarrow \mathbb{R}^3$ is of class C^1 .

The idea is to approximate a small surface area element ΔS by a small parallelogram in the neighbourhood, because we can calculate the area of the parallelogram. The price is that this parallelogram does not have to lie in \mathcal{F} , and seldom does, with the exception of the reference point. This construction is done by introducing the *parameter curves* through the point P under consideration.

Let $P \in \mathcal{F}$ be the point corresponding to the parameters $(u, v) \in E^\circ$, i.e. in the interior of E . Since E° is open, we have for small $\Delta u, \Delta v \neq 0$ that $(u + \Delta u, v), (u, v + \Delta v) \in E$, and we can define the two small vectors

$$\mathbf{U} := \mathbf{r}(u + \Delta u, v) - \mathbf{r}(u, v) \quad \text{and} \quad \mathbf{V} = \mathbf{r}(u, v + \Delta v) - \mathbf{r}(u, v),$$

cf. Figure 27.1, where the parallelogram spanned by \mathbf{U} and \mathbf{V} approximates the small area element ΔS lying on \mathcal{F} .

We note that

$$\mathbf{U} \simeq \mathbf{r}'_u(u, v)\Delta u \quad \text{and} \quad \mathbf{V} \simeq \mathbf{r}'_v(u, v)\Delta v.$$

Since \mathbf{U} and \mathbf{V} are vectors in \mathbb{R}^3 , we can form the *vector product* $\mathbf{N} = \mathbf{U} \times \mathbf{V}$, which is perpendicular to both \mathbf{U} and \mathbf{V} , hence a *normal* to the surface \mathcal{F} at P . Furthermore, it is well-known from *Linear Algebra* that the length $\|\mathbf{N}\| = \|\mathbf{U} \times \mathbf{V}\|$ is equal to the *area* of the parallelogram defined by the two vectors \mathbf{U} and \mathbf{V} . We therefore get

$$\Delta S \simeq \mathbf{U} \times \mathbf{V} \simeq \|\mathbf{N}(u, v)\| \Delta u \Delta v = \|\mathbf{r}'_u \times \mathbf{r}'_v\| \Delta u \Delta v.$$

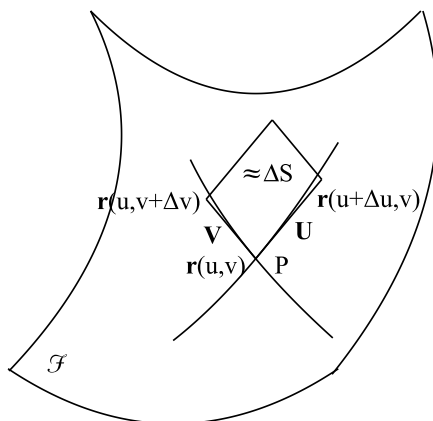


Figure 27.1: Approximation of the area element ΔS .

Hence, we may expect that we in the limit may write

$$dS = \|\mathbf{N}(u, v)\| du dv = \|\mathbf{r}'_u \times \mathbf{r}'_v\| du dv.$$

This is correct in all the cases we shall consider in the following. Here we only mention that it is possible to create some geometric examples where this construction fails. These unexpected examples will not be relevant in this series of books.

www.sylvania.com

We do not reinvent the wheel we reinvent light.

Fascinating lighting offers an infinite spectrum of possibilities: Innovative technologies and new markets provide both opportunities and challenges. An environment in which your expertise is in high demand. Enjoy the supportive working atmosphere within our global group and benefit from international career paths. Implement sustainable ideas in close cooperation with other specialists and contribute to influencing our future. Come and join us in reinventing light every day.

Light is OSRAM

OSRAM SYLVANIA



We formulate without proof

Theorem 27.1 The reduction theorem for a surface integral *Assume that \mathcal{F} is a C^1 -surface in \mathbb{R}^3 of parametric description $\mathbf{r} : E \rightarrow \mathbb{R}^3$, where the parameter domain $E \subset \mathbb{R}^2$ is bounded and closed. We assume that \mathbf{r} is injective almost everywhere, and also that*

$$\mathbf{N} = \mathbf{r}'_u \times \mathbf{r}'_v \neq \mathbf{0} \quad \text{almost everywhere.}$$

Let $\mathcal{F} \subseteq A \subseteq \mathbb{R}^3$, and assume that $f : A \rightarrow \mathbb{R}$ is a continuous function. Then the surface integral is reduced to an ordinary plane integral by the formula

$$\int_{\mathcal{F}} f(\mathbf{x}) \, dS = \int_E f(\mathbf{r}(u, v)) \|\mathbf{N}(u, v)\| \, du \, dv.$$

Theorem 27.1 reduces a surface integral to an ordinary plane integral at the cost of an additional factor, the *weight function* $\|\mathbf{N}(u, v)\|$, which is the length of the *normal vector* with respect to the given parametric description $\mathbf{r} : E \rightarrow \mathbb{R}^3$. This (abstract) plane integral is then again in the next step reduced to a double integral by using some of the previous reduction theorems from Chapter 20. So in principal we calculate a surface integral by the following scheme,

surface integral \rightarrow plane integral \rightarrow double integral.

If we choose $f \equiv 1$, we of course get the *area* of \mathcal{F} ,

Theorem 27.2 The area of a surface \mathcal{F} . *Let \mathcal{F} be a C^1 -surface of parametric description $\mathbf{r} : E \rightarrow \mathbb{R}^3$, where $E \subset \mathbb{R}^2$ is a closed and bounded domain, and \mathbf{r} is injective almost everywhere, as well as the normal $\mathbf{N} \neq \mathbf{0}$ almost everywhere. Then the area of \mathcal{F} is given by the weighted plane integral*

$$\text{area}(\mathcal{F}) = \int_E \|\mathbf{N}(u, v)\| \, du \, dv.$$

In the following sections we shall give reduction formulæ in some important special cases.

27.1.1 The integral over the graph of a function in two variables

Consider a surface \mathcal{F} which in rectangular coordinates is the graph of the equation

$$z = Z(x, y), \quad \text{for } (x, y) \in E,$$

where $Z \in C^1(E)$. Then the parametric description of \mathcal{F} is given by

$$\mathbf{x} = (x, y, z) = \mathbf{r}(x, y) = (x, y, Z(x, y)),$$

so

$$\mathbf{r}'_x(x, y) = (1, 0, Z'_x(x, y)) \quad \text{and} \quad \mathbf{r}'_y(x, y) = (0, 1, Z'_y(x, y)),$$

hence by a method known from *Linear Algebra*,

$$\mathbf{N}(x, y) = \mathbf{r}'_x \times \mathbf{r}'_y = \begin{vmatrix} \mathbf{e}_1 & \mathbf{e}_2 & \mathbf{e}_3 \\ 1 & 0 & Z'_x \\ 0 & 1 & Z'_y \end{vmatrix} = (-Z'_x(x, y), -Z'_y(x, y), 1).$$

The length of \mathbf{N} is

$$\|\mathbf{N}(x, y)\| = \sqrt{1 + \{Z'_x(x, y)\}^2 + \{Z'_y(x, y)\}^2},$$

so we have proved,

Theorem 27.3 Reduction theorem for the surface integral over a graph. *Let \mathcal{F} be a C^1 -graph of the function*

$$z = Z(x, y), \quad \text{for } (x, y) \in E,$$

where $E \subset \mathbb{R}^2$ is a closed and bounded domain. Let f be a continuous function on \mathcal{F} . Then the surface integral of f over the graph of Z is reduced in the following way,

$$\int_{\mathcal{F}} f(x, y, z) \, dS = \int_E f(x, y, Z(x, y)) \cdot \sqrt{1 + \{Z'_x(x, y)\}^2 + \{Z'_y(x, y)\}^2} \, dS.$$

When we as in Theorem 27.3 are considering a graph of $z = Z(x, y)$, then also

$$\|\mathbf{N}\| = \frac{1}{\cos \vartheta},$$

where ϑ is the angle between the normal \mathbf{N} and the z -axis. Note that $0 \leq \vartheta < \frac{\pi}{2}$, because if $\vartheta = \frac{\pi}{2}$, the \mathcal{F} would not be a graph. In particular, $\cos \vartheta > 0$.

Concerning the area of the graph we have the following theorem.

Theorem 27.4 Area of a graph. *Let \mathcal{F} be the C^1 -graph of the function*

$$z = Z(x, y) \quad \text{for } (x, y) \in E,$$

where E is a closed and bounded domain in \mathbb{R}^2 . Then the area of \mathcal{F} is given by

$$\text{area}(\mathcal{F}) = \int_E \sqrt{1 + \left(\frac{\partial Z}{\partial x}\right)^2 + \left(\frac{\partial Z}{\partial y}\right)^2} \, dS = \int_E \frac{1}{\cos \vartheta(x, y)} \, dS.$$

27.1.2 The integral over a cylindrical surface

For convenience we shall assume that the *cylindric surface* \mathcal{C} is given by the parametric description

$$\mathcal{C}: \quad \mathbf{r}(t, z) = (X(t), Y(t), z), \quad t \in [a, b], \quad z \in [Z_1(t), Z_2(t)].$$

Then the normal \mathbf{N} with respect to the given parametric description \mathbf{r} is given by

$$\mathbf{N}(t, z) = (Y'(t), -X'(t), 0).$$

We therefore get in rectangular coordinates,

Theorem 27.5 Reduction theorem of an integral over a cylindric surface *Let \mathcal{C} be a cylindric surface, given by*

$$\mathbf{r}(t, z) = (X(t), Y(t), z), \quad t \in [a, b], \quad z \in [Z_1(t), Z_2(t)].$$

Then the integral over \mathcal{C} is reduced in the following way as a double integral,

$$\int_{\mathcal{C}} f(x, y, z) \, dS = \int_a^b \left\{ \int_{Z_1(t)}^{Z_2(t)} f(X(t), Y(t), z) \, dz \right\} \sqrt{\{X'(t)\}^2 + \{Y'(t)\}^2} \, dt.$$

If we instead use semi-polar coordinates, so the cylinder is perpendicular to the plane curve

$$\mathcal{L}: \quad \varrho = P(t), \quad \varphi = \Phi(t), \quad \text{for } t \in [a, b],$$

then the (surface) integral over \mathcal{C} is reduced in the following way,

$$\int_{\mathcal{C}} f(x, y, z) \, dS = \int_a^b \left\{ \int_{Z_1(t)}^{Z_2(t)} f(P(t) \cos \Phi(t), P(t) \sin \Phi(t), z) \, dz \right\} \sqrt{\{P'(t)\}^2 + \{P(t)\Phi'(t)\}^2} \, dt.$$



Discover the truth at www.deloitte.ca/careers

Deloitte.

© Deloitte & Touche LLP and affiliated entities.



27.1.3 The integral over a surface of revolution

For convenience we assume that the surface \mathcal{O} of revolution has the z -axis as its axis. The *meridian curve* is denoted \mathcal{M} . We use that

$$\mathbf{r}(t, \varphi) = (P(t) \cos \varphi, P(t) \sin \varphi, Z(t)), \quad t \in [a, b], \quad \varphi \in [0, 2\pi],$$

is a parametric description of \mathcal{O} .

The *meridian curve* \mathcal{M} is in semi-polar coordinates given by

$$\varrho = P(t) \quad \text{and} \quad z = Z(t) \quad \text{for } t \in [a, b].$$

We have previously found – or it is easy to calculate again – that the normal vector is then given by

$$\mathbf{N}(t, \varphi) = P(t) \{-Z'(t) \cos \varphi, -Z'(t) \sin \varphi, P'(t)\}.$$

Then the reduction formular for the surface integral becomes

$$\int_{\mathcal{O}} f(x, y, z) \, dS = \int_a^b \left\{ \int_0^{2\pi} f(P(t) \cos \varphi, P(t) \sin \varphi, Z(t)) \, d\varphi \right\} P(t) \sqrt{\{P'(t)\}^2 + \{Z'(t)\}^2} \, dt.$$

If we instead use *spherical coordinates*, then the *meridian curve* \mathcal{M} is given by

$$r = R(t) \quad \text{and} \quad \theta = \Theta(t) \quad \text{for } t \in [a, b].$$

Since

$$\varrho = r \sin \theta \quad \text{and} \quad z = r \cos \theta,$$

we get

$$P(t) = R(t) \sin \Theta(t) \quad \text{and} \quad Z(t) = R(t) \cos \Theta(t),$$

so the reduction formula for the surface integral in spherical coordinates is given by

$$\int_{\mathcal{O}} C f(x, y, z) \, dS = \int_a^b \left\{ \int_0^{2\pi} F(t, \varphi) \, d\varphi \right\} R(t) \sin \Theta(t) \sqrt{\{R'(t)\}^2 + \{R(t)\Theta'(t)\}^2} \, dt,$$

where we for short have written

$$F(t, \varphi) := f(R(t) \sin \Theta(t) \cos \varphi, R(t) \sin \Theta(t) \sin \varphi, R(t) \cos \Theta(t)).$$

The latter equation is also written in the following more compact (and abstract) form

$$\int_{\mathcal{O}} f(x, y, z) \, dS = \int_{\mathcal{M}} \left\{ \int_0^{2\pi} f(\varrho \cos \varphi, \varrho \sin \varphi, z) \, d\varphi \right\} \varrho \, ds.$$

All these formulæ may at a first glance look scaring, but in practical applications it is usually easy to see what we should do. The worst complication is probably that when we take the length of the normal vector, then we almost always will get a square root in the new integrand, and functions like square roots and absolute values are always difficult to integrate.

27.2 Procedures for reduction of a surface integral

We consider 2-dimensional surfaces imbedded in \mathbb{R}^3 . The idea is to pull the integration over the surface \mathcal{F} back to a *plane integral* over *the parameter domain* E , where we can use one of the methods from Chapter 20. This procedure has its price because we must add some *weight function* as a factor to the integrand.

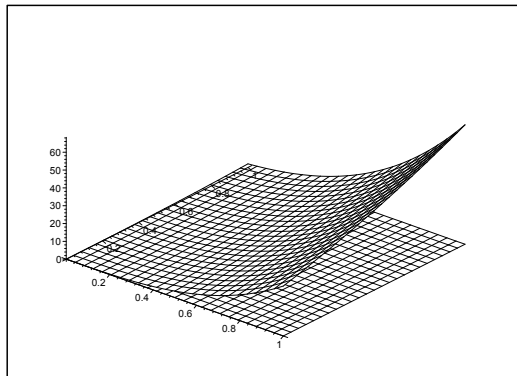


Figure 27.2: Example of a surface \mathcal{F} with a corresponding parameter domain E in the (x, y) -plane.

Procedure:

- 1) Write down a *rectangular* parameter representation of the surface \mathcal{F} :

$$(x, y, z) = \mathbf{r}(u, v), \quad (u, v) \in E.$$

The *parameter domain* $E \subseteq \mathbb{R}^2$ is then identified and sketched (a set lying in the plane).

Remark 27.1 It is not always possible to sketch \mathcal{F} in the space, but this does not matter much, because the real calculations are taking place in the *parameter domain* E . \diamond

- 2) Determine the *weight function*: Calculate the vectors

$$\mathbf{r}'_u(u, v) \quad \text{and} \quad \mathbf{r}'_v(u, v),$$

and the corresponding *normal vector* to the surface \mathcal{F} in this parameter representation,

$$\mathbf{N}(u, v) = \mathbf{r}'_u \times \mathbf{r}'_v = \begin{vmatrix} \mathbf{e}_1 & \mathbf{e}_2 & \mathbf{e}_3 \\ \frac{\partial x}{\partial u} & \frac{\partial y}{\partial u} & \frac{\partial z}{\partial u} \\ \frac{\partial x}{\partial v} & \frac{\partial y}{\partial v} & \frac{\partial z}{\partial v} \end{vmatrix}.$$

The wanted *weight function* is $\|\mathbf{N}(u, v)\|$ (calculate it), and the *surface element* is

$$dS = \|\mathbf{N}(u, v)\| du dv.$$

- 3) Insert the parameter representation and the surface element, and calculate the right hand side by applying one of the methods from Chapter refch20,

$$\int_{\mathcal{F}} f(x, y, z) \, dS = \int_E f(\mathbf{r}(u, v)) \|\mathbf{N}(u, v)\| \, du \, dv.$$

If $f(x, y, z) \equiv 1$, the surface integral is interpreted as the *area of the surface* \mathcal{F} . In this case we get

Theorem 27.6 Surface area:

$$\text{area}(\mathcal{F}) = \int_{\mathcal{F}} dS = \int_E \|\mathbf{N}(u, v)\| \, du \, dv.$$

It is of course possible also to use some known area formulæ instead of calculating the cumbersome integral above. If for instance \mathcal{F} is the surface of a sphere of radius r , then it is well-known that

$$\text{area}(\mathcal{F}) = \text{area}(\partial B[0, r]) = 4\pi r^2.$$

Special cases:

In the following special cases we reduce 2) in the procedure by inserting the given area element dS .

- 1) **Integral over a graph** for $z = f(x, y)$, *rectangular*:

$$dS = \sqrt{1 + \left(\frac{\partial f}{\partial x}\right)^2 + \left(\frac{\partial f}{\partial y}\right)^2} \, dx \, dy.$$

(Compare with Section 26.3 on the line integral, the case of a graph.)

- 2) **Integral over a cylindrical surface** $\mathbf{r}(t, z) = (X(t), Y(t), z)$, *rectangular*:

$$dS = \sqrt{\left(\frac{dX}{dt}\right)^2 + \left(\frac{dY}{dt}\right)^2} \, dt \, dz = ds \, dz,$$

where ds is the *curve element* for $\tilde{\mathbf{r}}(t) = (X(t), Y(t))$ in the *plane*, cf. Chapter 26. Line integral.

- 3) **Integral over a rotational surface**

$$\mathbf{r}(t, \varphi) = (P(t) \cos \varphi, P(t) \sin \varphi, Z(t)),$$

semi-polar

$$dS = P(t) \sqrt{\left(\frac{dP}{dt}\right)^2 + \left(\frac{dZ}{dt}\right)^2} \, dt \, d\varphi = \varrho \, ds \, d\varphi.$$

The latter abstract form

$$dS = \varrho \, ds \, d\varphi,$$

can often be of some help when one is using the geometry (sketch a figure) when one sets up the reduced plane integral.

27.3 Examples of surface integrals

Example 27.1

A. Find the surface integral $I = \int_{\mathcal{F}} |z| \, dS$, where \mathcal{F} is given by the parametric representation

$$(x, y, z) = \mathbf{r}(u, v) = (u \sin v, u \cos v, uv) = u(\sin v, \cos v, v),$$

where $-1 \leq u \leq 1$, $0 \leq v \leq 1$.

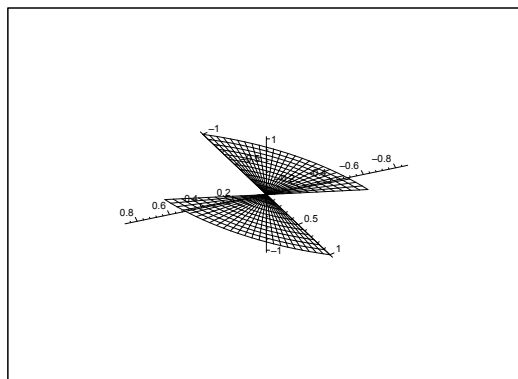


Figure 27.3: The surface \mathcal{F} has two components.

If we keep $u = 1$ fixed and let v vary, then we get an arc of the helix with $a = h = 1$, cf. Example 26.2. When $(0, 0, 0)$ is removed, the surface is split into its two components \mathcal{F}_1 and \mathcal{F}_2 , which are symmetric with respect to the point $(0, 0, 0)$. The surface \mathcal{F}_1 is obtained by drawing all lines from $(0, 0, 0)$ to a point on the helix.

D. The area element is given by $dS = \|\mathbf{N}(u, v)\| \, du \, dv$. We first calculate the normal vector $\mathbf{N}(u, v)$ corresponding to the given parametric representation.

I. It follows from $\mathbf{r}(u, v) = u(\sin v, \cos v, v)$ that

$$\frac{\partial \mathbf{r}}{\partial u} = (\sin v, \cos v, v), \quad \frac{\partial \mathbf{r}}{\partial v} = u(\cos v, -\sin v, 1),$$

hence the normal vector is

$$\begin{aligned} \mathbf{N}(u, v) &= \frac{\partial \mathbf{r}}{\partial u} \times \frac{\partial \mathbf{r}}{\partial v} = \begin{vmatrix} \mathbf{e}_1 & \mathbf{e}_2 & \mathbf{e}_3 \\ \sin v & \cos v & v \\ u \cos v & -u \sin v & u \end{vmatrix} \\ &= u(\cos v + v \sin v, v \cos v - \sin v, -1) \\ &= u\{(\cos v, -\sin v, -1) + v(\sin v, \cos v, 0)\}. \end{aligned}$$

Now

$$(\cos v, -\sin v, -1) \cdot (\sin v, \cos v, 0) = 0,$$

so the two vectors are perpendicular. Then we get by Pythagoras's theorem

$$\begin{aligned}\|\mathbf{N}(u, v)\|^2 &= u^2 \{ \|(\cos v, -\sin v, -1)\|^2 + v^2 \|(\sin v, \cos v, 0)\|^2 \} \\ &= u^2 \{ (\cos^2 v + \sin^2 v + 1) + v^2 (\sin^2 v + \cos^2 v + 0^2) \} \\ &= u^2 \{ 2 + v^2 \}.\end{aligned}$$

Note that $-1 \leq u \leq 1$ shows that u may be *negative*. When we take the square root we get the area element

$$dS = \|\mathbf{N}(u, v)\| du dv = |u| \sqrt{2 + v^2} du dv.$$

Putting $D = [-1, 1] \times [0, 1]$ we get by the reduction formula

$$\begin{aligned}I &= \int_{\mathcal{F}} |z| dS = \int_D |uv| \cdot |u| \sqrt{2 + v^2} du dv \\ &= \int_{-1}^1 \left\{ \int_0^1 |u|^2 |v| \sqrt{2 + v^2} dv \right\} du = \int_{-1}^1 u^2 du \cdot \int_0^1 \sqrt{2 + v^2} \cdot v dv \\ &= \left[\frac{1}{3} u^3 \right]_{-1}^1 \cdot \int_2^3 \sqrt{t} \cdot \frac{1}{2} dt = \frac{2}{3} \cdot \left(\frac{1}{2} \left[\frac{2}{3} t^{\frac{3}{2}} \right]_2^3 \right) \\ &= \frac{2}{9} (3\sqrt{3} - 2\sqrt{2}). \quad \diamond\end{aligned}$$

SIMPLY CLEVER

ŠKODA



We will turn your CV into
an opportunity of a lifetime



Do you like cars? Would you like to be a part of a successful brand?
We will appreciate and reward both your enthusiasm and talent.
Send us your CV. You will be surprised where it can take you.

Send us your CV on
www.employerforlife.com



Click on the ad to read more

Example 27.2

A. Let \mathcal{F} be the surface given by the graph representation

$$0 \leq x \leq \sqrt{3}, \quad 0 \leq y \leq \sqrt{1+x^2}, \quad z = xy.$$

Calculate the surface integral $\int_{\mathcal{F}} z \, dS$.

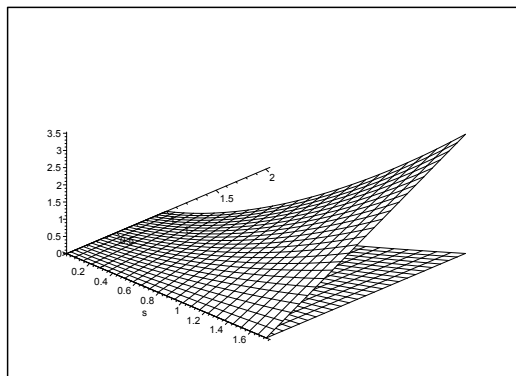


Figure 27.4: The surface \mathcal{F} with its projection E .

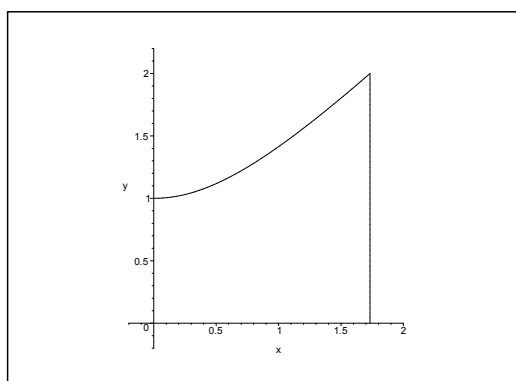


Figure 27.5: The projection E of \mathcal{F} in the (x, y) -plane.

D. The usual procedure is to consider \mathcal{F} as a graph of the function

$$z = f(x, y) = xy, \quad (x, y) \in E.$$

We shall not do this here, but instead *alternatively* introduce a rectangular parametric representation $(x, y, z) = \mathbf{r}(u, v)$. Then afterwards we shall find the weight function $\|\mathbf{N}(u, v)\|$.

I. The parameters u and v are for obvious reasons not given above. They are introduced by duplicating (x, y) by the trivial formula

$$(x, y) = (u, v),$$

i.e. we choose the parametric representation

$$\mathbf{r}(u, v) = (x, y, z) = (u, v, uv), \quad 0 \leq u \leq \sqrt{3}, \quad 0 \leq v \leq \sqrt{1+u^2},$$

so we can distinguish between (x, y) as the first two coordinates on the *surface* in the 3-dimensional space, and $(u, v) \in E$ in the parametric domain. By experience it is always difficult to understand why we use this duplication, until one realizes that we in this way can describe two different aspects (as described above) of the same coordinates. This will be very useful in the following.

Since

$$\frac{\partial \mathbf{r}}{\partial u} = (1, 0, v) \quad \text{and} \quad \frac{\partial \mathbf{r}}{\partial v} = (0, 1, u),$$

the corresponding normal vector becomes

$$\mathbf{N}(u, v) = \frac{\partial \mathbf{r}}{\partial u} \times \frac{\partial \mathbf{r}}{\partial v} = \begin{vmatrix} \mathbf{e}_1 & \mathbf{e}_2 & \mathbf{e}_3 \\ 1 & 0 & v \\ 0 & 1 & u \end{vmatrix} = (-v, -u, 1).$$

Hence

$$\|\mathbf{N}(u, v)\| = \sqrt{1+u^2+v^2}.$$

When dS denotes the area element on \mathcal{F} , and dS_1 denotes the area element on E , then we have the correspondence

$$dS = \sqrt{1+u^2+v^2} dS_1.$$

The abstract *surface* integral over \mathcal{F} is therefore reduced to the abstract *plane* integral over E by

$$\int_{\mathcal{F}} z dS = \int_E uv \sqrt{1+u^2+v^2} dS.$$

Then we reduce the abstract *plane* integral over E in rectangular coordinates, where the v -integral is the inner one,

$$\int_{\mathcal{F}} z dS = \int_E uv \sqrt{1+u^2+v^2} dS = \int_0^{\sqrt{3}} u \left\{ \int_0^{\sqrt{1+u^2}} \sqrt{1+u^2+v^2} v, dv \right\} du.$$

Then calculate the inner integral by means of the substitution

$$t = v^2, \quad dt = 2v dv.$$

From this we get

$$\begin{aligned} \int_0^{\sqrt{1+u^2}} \sqrt{1+u^2+v^2} v dv &= \int_0^{1+u^2} \sqrt{1+u^2+t} \cdot \frac{1}{2} dt \\ &= \frac{1}{2} \left[\frac{2}{3} (1+u^2+t)^{\frac{3}{2}} \right]_{t=0}^{1+u^2} = \frac{1}{3} \left\{ (2(1+u^2))^{\frac{3}{2}} - (1+u^2)^{\frac{3}{2}} \right\} \\ &= \frac{1}{3} (2\sqrt{2}-1) \cdot (1+u^2)^{\frac{3}{2}}. \end{aligned}$$

By insertion and by the substitution $t = u^2$, $dt = 2u \, du$ we finally get

$$\begin{aligned} \int_{\mathcal{F}} z \, dS &= \int_0^{\sqrt{3}} u \cdot \frac{1}{3} (2\sqrt{2} - 1) \cdot (1 + u^2)^{\frac{3}{2}} \, du = \frac{1}{3} (2\sqrt{2} - 1) \int_0^{\sqrt{3}} (1 + u^2)^{\frac{3}{2}} u \, du \\ &= \frac{1}{3} (2\sqrt{2} - 1) \int_0^3 (1 + t)^{\frac{3}{2}} \frac{1}{2} \, dt = \frac{1}{3} (2\sqrt{2} - 1) \cdot \frac{1}{2} \left[\frac{2}{5} (1 + t)^{\frac{5}{2}} \right]_0^3 \\ &= \frac{1}{15} (2\sqrt{2} - 1) \cdot \left\{ 4^{\frac{5}{2}} - 1 \right\} = \frac{31(2\sqrt{2} - 1)}{15}. \quad \diamond \end{aligned}$$

Example 27.3

A. A surface of revolution \mathcal{O} is obtained by revolving the meridian curve \mathcal{M} given by

$$r = a(1 + \sin \theta), \quad 0 \leq \theta \leq \frac{\pi}{2}, \quad a > 0,$$

where θ is the angle measured from the z -axis and r is the distance to $(0, 0)$ (an arc of a cardioid, cf. Example 26.12). Calculate the surface integral

$$I = \int_{\mathcal{O}} \frac{z}{x^2 + y^2 + z^2} \, dS.$$

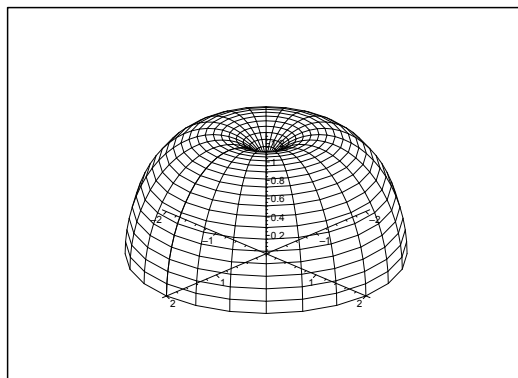


Figure 27.6: The surface \mathcal{O} for $a = 1$.

An examination of the dimensions shows that $x, y, z \sim a$ and $\int_{\mathcal{O}} \dots \, dS \sim a^2$, thus

$$\int_{\mathcal{O}} \frac{z}{x^2 + y^2 + z^2} \, dS \sim \frac{a}{a^2} \cdot a^2 = a.$$

The final result must therefore be of the form $c \cdot a$, where c is the constant, we are going to find.

D. When we look at surfaces (or bodies) of revolution one should always try either *semi-polar* or *spherical* coordinates. Since the parametric representation of the meridian curve \mathcal{M} is given in a way which is very similar to the *spherical* coordinates, it is quite reasonable to expect that one should use spherical coordinates.

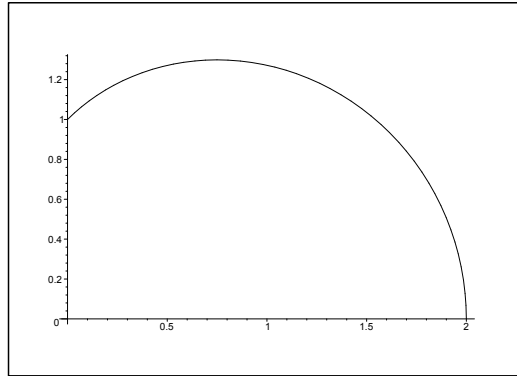


Figure 27.7: The meridian curve \mathcal{M} for $a = 1$.

Although it is here possible to solve the problem by a very nasty trick, it is far better for pedagogical reasons to follow the way which most people would go. Let us analyze the reduction formula

$$\int_{\mathcal{O}} f(x, y, z) dS = \int_a^b \left\{ \int_0^{2\pi} F(t, \varphi) d\varphi \right\} R(t) \sin \Theta(t) \sqrt{\{R'(t)\}^2 + \{R(t)\Theta'(t)\}^2} dt,$$

where

$$F(t, \varphi) := f(R(t) \sin \Theta(t), \cos \varphi, R(t) \sin \Theta(t) \sin \varphi, R(t) \cos \Theta(t)).$$

I joined MITAS because
I wanted **real responsibility**

The Graduate Programme
for Engineers and Geoscientists
www.discovermitas.com



Month 16

I was a construction supervisor in the North Sea advising and helping foremen solve problems

Real work
International opportunities
Three work placements







There is no t in \mathbf{A} , so we must start by introducing the parameter t in a convenient form. Then we shall identify the transformed function $F(t, \varphi)$ as well as the weight function, and finally we shall carry out all the integrations.

- I. 1) *The introduction of the parameter t .* The most obvious thing is to put $\theta = t$, i.e. \mathcal{M} is described by

$$r = R(t) = a(1 + \sin t), \quad \theta = \Theta(t) = t, \quad 0 \leq t \leq \frac{\pi}{2}.$$

By doing this we split the different aspects: θ belongs to the curve \mathcal{M} , and t belongs to the parametric interval

$$\left[0, \frac{\pi}{2}\right] = [a, b].$$

- 2) *Identification of $F(t, \varphi)$ and the weight function.* Since

$$z = R(t) \cos \Theta(t) = a(1 + \sin t) \cos t \quad \text{on } \mathcal{M},$$

and

$$x^2 + y^2 + z^2 = r^2 = R(t)^2 = a^2(1 + \sin t)^2 \quad \text{on } \mathcal{M},$$

we obtain the *integrand*

$$f(x, y, z) = \frac{z}{x^2 + y^2 + z^2} = \frac{a(1 + \sin t) \cos t}{a^2(1 + \sin t)^2} = \frac{\cos t}{a(1 + \sin t)} = F(t, \varphi),$$

which is independent of φ . Since the weight function and the boundaries of do not depend on t either, the φ -integral becomes trivial, and we can put $\int_0^{2\pi} d\varphi = 2\pi$ outside the integral as a factor.

Then we calculate the *weight function*,

$$\begin{aligned} R(t) \sin \Theta(t) \sqrt{\{R'(t)\}^2 + \{R(t)\Theta'(t)\}^2} \\ &= a(1 + \sin t) \cdot \sin t \cdot \sqrt{\{a \cos t\}^2 + \{a(1 + \sin t) \cdot 1\}^2} \\ &= a(1 + \sin t) \cdot \sin t \cdot a \sqrt{\cos^2 t + (1 + 2 \sin t + \sin^2 t)} \\ &= a^2(1 + \sin t) \cdot \sin t \cdot \sqrt{2(1 + \sin t)} \\ &= \sqrt{2} a^2(1 + \sin t)^{\frac{3}{2}} \cdot \sin t. \end{aligned}$$

- 3) *Integration by reduction.* First we note that the parametric domain is 2-dimensional,

$$D = \left\{ (\varphi, t) \mid 0 \leq \varphi \leq 2\pi, 0 \leq t \leq \frac{\pi}{2} \right\}.$$

In fact, dimension corresponds to dimension, and since \mathcal{F} is a C^∞ -surface, the parametric domain D must necessarily be 2-dimensional. (If not we have made an error, so start from the very beginning!)

We have now identified all functions, so we get by the reduction formula that

$$\begin{aligned}
 \int_{\mathcal{O}} \frac{z}{x^2 + y^2 + z^2} dS &= \int_D \frac{\cos t}{a(1 + \sin t)} \cdot \sqrt{2} a^2 (1 + \sin t)^{\frac{3}{2}} \sin t d\varphi dt \\
 &= \sqrt{2} \cdot a \cdot 2\pi \int_0^{\frac{\pi}{2}} \sin t (1 + \sin t)^{\frac{1}{2}} \cos t dt \\
 &= 2\sqrt{2} \pi a \int_0^1 u(1 + u)^{\frac{1}{2}} du \\
 &= 2\sqrt{2} \pi a \int_0^1 (1 + u - 1)(1 + u)^{\frac{1}{2}} du \\
 &= 2\sqrt{2} \pi a \int_0^1 \left\{ (1 + u)^{\frac{3}{2}} - (1 + u)^{\frac{1}{2}} \right\} du \\
 &= 2\sqrt{2} \pi a \left[\frac{2}{5} (1 + u)^{\frac{5}{2}} - \frac{2}{3} (1 + u)^{\frac{3}{2}} \right]_0^1 \\
 &= 2\sqrt{2} \pi a \cdot \frac{2}{15} \left[3(1 + u)^{\frac{5}{2}} - 5(1 + u)^{\frac{3}{2}} \right]_0^1 \\
 &= \frac{4\pi a}{15} \cdot \sqrt{2} \left\{ 3 \left(2^{\frac{5}{2}} - 1 \right) - 5 \left(2^{\frac{3}{2}} - 1 \right) \right\} \\
 &= \frac{4\pi a}{15} \sqrt{2} \left\{ 3(4\sqrt{2} - 1) - 5(2\sqrt{2} - 1) \right\} \\
 &= \frac{4\pi a}{15} \sqrt{2} \{ 2\sqrt{2} + 2 \} = \frac{8\pi a}{15} \sqrt{2} (\sqrt{2} + 1) \\
 &= \frac{8\pi(2 + \sqrt{2})a}{15}.
 \end{aligned}$$

C. *Weak control.* The result has the form $c \cdot a$, in agreement with A.

Since $z \geq 0$ on \mathcal{O} [cf. the figure], the result must be ≥ 0 . We see that this is also the case here. \diamond

ie business school

#1 EUROPEAN BUSINESS SCHOOL
FINANCIAL TIMES 2013

#gobeyond

MASTER IN MANAGEMENT

Because achieving your dreams is your greatest challenge. IE Business School's Master in Management taught in English, Spanish or bilingually, trains young high performance professionals at the beginning of their career through an innovative and stimulating program that will help them reach their full potential.

- Choose your area of specialization.
- Customize your master through the different options offered.
- Global Immersion Weeks in locations such as London, Silicon Valley or Shanghai.

Because you change, we change with you.

www.ie.edu/master-management | mim.admissions@ie.edu |

Example 27.4

A. A surface of revolution \mathcal{O} has an arc of a parabola \mathcal{M} as its meridian curve, given by the equation

$$z = \frac{\varrho^2}{a}, \quad 0 \leq \varrho \leq a, \quad a > 0.$$

Compute the surface integral

$$I = \int_{\mathcal{O}} \frac{x^2}{\sqrt{a^2 + 4az}} \, dS.$$

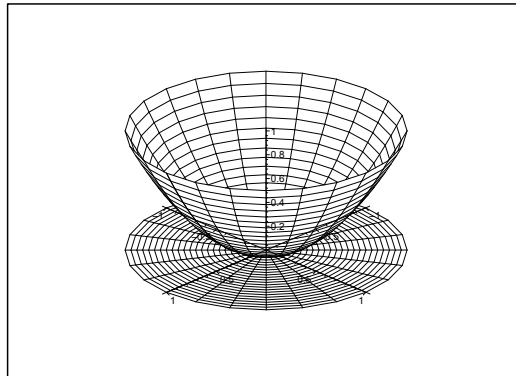


Figure 27.8: The surface \mathcal{O} and its projection onto the (x, y) -plane for $a = 1$.

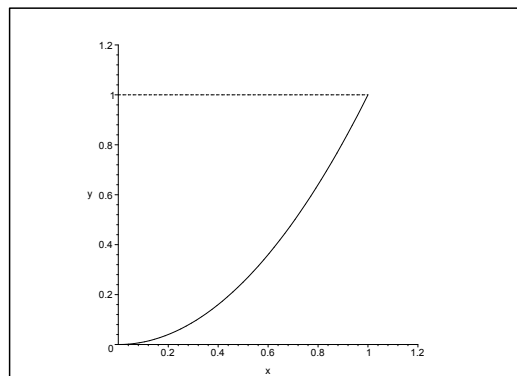


Figure 27.9: The meridian curve \mathcal{M} for $a = 1$.

Examination of the dimensions. It follows from $x, y, z \sim a$, that

$$\frac{x^2}{\sqrt{a^2 + 4az}} \sim \frac{a^2}{\sqrt{a^2}} = a.$$

Since $\int_{\mathcal{O}} \dots \, dS \sim a^2$, we get all together

$$\int_{\mathcal{O}} \frac{x^2}{\sqrt{a^2 + 4az}} \, dS \sim a \cdot a^2 = a^3,$$

i.e. the result must have the form

$$\int_{\mathcal{O}} \frac{x^2}{\sqrt{a^2 + 4az}} dS = c \cdot a^3,$$

where the constant c must be positive, because the integrand is ≥ 0 .

D. The description invites to *semi-polar* coordinates **I 1**. For the matter of training we also add **I 2**. *Rectangular coordinates*, which give a slightly different variant, although we in the end are forced back to (semi-)polar coordinates.

I 1. *Semi-polar coordinates.* We introduce t as a parameter by

$$\varrho = P(t) = t.$$

Then

$$z = Z(t) = \frac{1}{a} t^2, \quad 0 \leq t \leq a.$$

no.1
nine years
in a row

Syden
Stockholm

STUDY AT A TOP RANKED INTERNATIONAL BUSINESS SCHOOL

Reach your full potential at the Stockholm School of Economics, in one of the most innovative cities in the world. The School is ranked by the Financial Times as the number one business school in the Nordic and Baltic countries.

Visit us at www.hhs.se

STOCKHOLM SCHOOL
OF ECONOMICS

Since

$$x = P(t) \cos \varphi = t \cos \varphi, \quad y = P(t) \sin \varphi = t \sin \varphi, \quad z = Z(t) = \frac{1}{a} t^2,$$

we get the following interpretation of the *integrand*,

$$f(x, y, z) = \frac{x^2}{\sqrt{a^2 + 4az}} = \frac{t^2 \cos^2 \varphi}{\sqrt{a^2 + 4t^2}},$$

and the *weight function* is

$$P(t) \sqrt{\{P'(t)\}^2 + \{Z'(t)\}^2} = t \sqrt{1^2 + \left(\frac{2}{a} t\right)^2} = \frac{t}{a} \sqrt{a^2 + 4t^2}.$$

The *parametric domain* is

$$D = \{(t, \varphi) \mid 0 \leq t \leq a, 0 \leq \varphi \leq 2\pi\} = [0, a] \times [0, 2\pi].$$

Hence we get by a reduction

$$\begin{aligned} \int_{\mathcal{O}} \frac{x^2}{\sqrt{a^2 + 4az}} \, dS &= \int_D \frac{t^2 \cos^2 \varphi}{\sqrt{a^2 + 4t^2}} \cdot \frac{t}{a} \sqrt{a^2 + 4t^2} \, dt \, d\varphi \\ &= \frac{1}{a} \int_D t^3 \cos^2 \varphi \, dt \, d\varphi = \frac{1}{a} \int_0^a t^3 \, dt \cdot \int_0^{2\pi} \cos^2 \varphi \, d\varphi \\ &= \frac{1}{a} \left[\frac{1}{4} t^4 \right]_0^a \cdot \int_0^{2\pi} \frac{1 + \cos 2\varphi}{2} \, d\varphi = \frac{\pi a^3}{4}. \end{aligned}$$

C 1. *Weak control.* The result has the right dimension $[a^3]$, and it is positive, cf. **A**.

I 2. The *rectangular* version. In this case we interpret the surface as the *graph* of the function

$$z = f(x, y) = \frac{1}{a} (x^2 + y^2) \quad \text{for } (x, y) \in E,$$

where the parametric domain is the disc

$$E = \{(x, y) \mid x^2 + y^2 \leq a^2\}.$$

The *weight function* is

$$\sqrt{1 + \left(\frac{\partial z}{\partial x}\right)^2 + \left(\frac{\partial z}{\partial y}\right)^2} = \sqrt{1 + \left(\frac{2x}{a}\right)^2 + \left(\frac{2y}{a}\right)^2} = \frac{1}{a} \sqrt{a^2 + 4x^2 + 4y^2}.$$

We have found everything which is needed for an application of the reduction theorem:

$$\begin{aligned} \int_{\mathcal{O}} \frac{x^2}{\sqrt{a^2 + 4az}} \, dS &= \int_E \frac{x^2}{\sqrt{a^2 + 4a \cdot \frac{1}{a} (x^2 + y^2)}} \cdot \frac{1}{a} \sqrt{a^2 + 4x^2 + 4y^2} \, dx \, dy \\ &= \frac{1}{a} \int_E \frac{x^2}{\sqrt{a^2 + 4x^2 + 4y^2}} \cdot \sqrt{a^2 + 4x^2 + 4y^2} \, dx \, dy = \frac{1}{a} \int_E x^2 \, dx \, dy. \end{aligned}$$

From this point it is again most natural to change to *polar coordinates*,

$$\begin{aligned} \int_O \frac{x^2}{\sqrt{a^2 + 4az}} dS &= \frac{1}{a} \int_E x^2 dx dy = \frac{1}{a} \int_0^{2\pi} \left\{ \int_0^a (\varrho \cos(\varphi))^2 \cdot \varrho d\varrho \right\} d\varphi \\ &= \frac{1}{a} \int_0^{2\pi} \cos^2 \varphi d\varphi \cdot \int_0^a \varrho^3 d\varrho = \frac{1}{a} \cdot \pi \cdot \frac{a^4}{4} = \frac{\pi a^3}{4}. \quad \diamond \end{aligned}$$

#1
in eco-friendly
attitude

**STUDY AT
LINKÖPING UNIVERSITY, SWEDEN**
RANKED AMONG TOP 50 UNIVERSITIES UNDER 50

Interested in Strategy and Management in International Organisations? Kick-start your career with a master's degree from Linköping University, Sweden.

→ **Click here!**

 **Linköping University**



Example 27.5 Calculate in each of the following cases the given surface integral over a surface \mathcal{F} , which is the graph of a function in two variables, thus

$$\mathcal{F} = \{(x, y, z) \mid (x, y) \in E, z = Z(x, y)\}.$$

1) The surface integral $\int_{\mathcal{F}} \sqrt{1 + (x + y + 1)^2} \, dS$, where

$$Z(x, y) = \frac{1}{\sqrt{2}} \ln(1 + x + y), \quad (x, y) \in [0, 1] \times [0, 1].$$

2) The surface integral $\int_{\mathcal{F}} \sqrt{x^2 + y^2} \, dS$, where

$$Z(x, y) = 2 - x^2 - y^2, \quad \text{for } x^2 + y^2 \leq 2.$$

3) The surface integral $\int_{\mathcal{F}} z \, dS$, where

$$Z(x, y) = 2 - x^2 - y^2, \quad \text{for } x^2 + y^2 \leq 2.$$

4) The surface integral $\int_{\mathcal{F}} x^2 \sqrt{1 + x^2 + y^2} \, dS$, where

$$Z(x, y) = xy, \quad \text{for } x^2 + y^2 \leq 1.$$

5) The surface integral $\int_{\mathcal{F}} (a + z) \, dS$, where

$$Z(x, y) = \frac{x^2 - y^2}{a}, \quad \text{for } x^2 + y^2 \leq 2a^2.$$

6) The surface integral $\int_{\mathcal{F}} \frac{1}{\sqrt{a^2 + 4x^2 + 4y^2}} \, dS$, where

$$Z(x, y) = \frac{x^2 - y^2}{a}, \quad \text{for } x^2 + y^2 \leq 2a^2.$$

7) The surface integral $\int_{\mathcal{F}} \sqrt{a^2 + 4x^2 + 4y^2} \, dS$, where

$$Z(x, y) = \frac{x^2 - y^2}{a}, \quad \text{for } x^2 + y^2 \leq 2a^2.$$

8) The surface integral $\int_{\mathcal{F}} z^3 \, dS$, where

$$Z(x, y) = \sqrt{2a^2 - x^2 - y^2} \quad \text{for } -\frac{\pi}{4} \leq \varphi \leq \frac{\pi}{4} \text{ og } 0 \leq \varrho \leq a \cos(2\varphi).$$

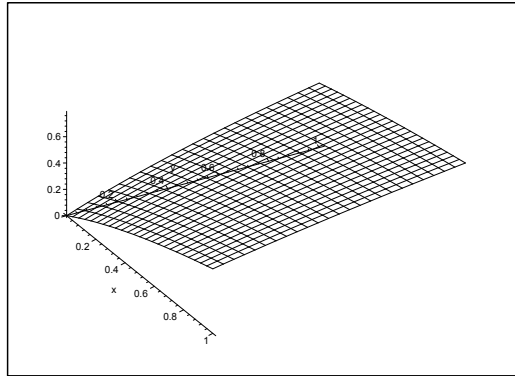


Figure 27.10: The surface of **Example 27.5.1**.

A Surface integrals in rectangular coordinates.

D Find the weight function

$$\|\mathbf{N}\| = \sqrt{1 + \left(\frac{\partial g}{\partial x}\right)^2 + \left(\frac{\partial g}{\partial y}\right)^2} = \sqrt{1 + \|\nabla g\|^2},$$

and then calculate the surface integral.

I 1) We get from $g(x, y) = \frac{1}{\sqrt{2}} \ln(1 + x + y)$ that

$$\nabla g = \frac{1}{\sqrt{2}} \cdot \frac{1}{1 + x + y} (1, 1),$$

and as $x, y \geq 0$,

$$\sqrt{1 + \|\nabla f\|^2} = \sqrt{1 + \frac{1}{(1 + x + y)^2}} = \frac{\sqrt{1 + (1 + x + y)^2}}{1 + x + y},$$

hence

$$\begin{aligned} \int_{\mathcal{F}} \sqrt{1 + (x + y + 1)^2} \, dS &= \int_E \frac{1 + (x + y + 1)^2}{1 + x + y} \, dx \, dy \\ &= \int_0^1 \left\{ \int_0^1 \left\{ \frac{1}{1 + x + y} + x + y + 1 \right\} \, dy \right\} dx \\ &= \int_0^1 \left[\ln(1 + x + y) + \frac{1}{2}(x + y + 1)^2 \right]_{y=0}^1 dx \\ &= \int_0^1 \left\{ \ln(x + 2) + \frac{1}{2}(x + 2)^2 - \ln(x + 1) - \frac{1}{2}(x + 1)^2 \right\} dx \\ &= \left[(x + 2) \ln(x + 2) - (x + 1) \ln(x + 1) + \frac{1}{6}(x + 2)^3 - \frac{1}{6}(x + 1)^3 \right]_0^1 \\ &= 3 \ln 3 - 2 \ln 2 + \frac{1}{6} \cdot 3^3 - \frac{1}{6} \cdot 2^3 - 2 \ln 2 - \frac{1}{6} \cdot 2^3 + \frac{1}{6} \\ &= 3 \ln 3 - 4 \ln 2 + \frac{1}{6} \{27 - 8 - 8 + 1\} = 3 \ln 3 - 4 \ln 2 + 2 = \ln \frac{27}{16} + 2. \end{aligned}$$

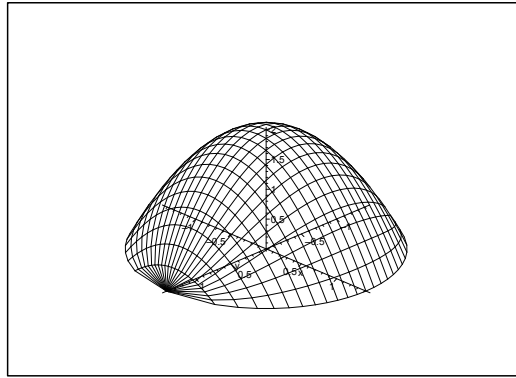


Figure 27.11: The surface of **Example 27.5.2** and **Example 27.5.3**.

2) We get from $g(x, y) = 2 - x^2 - y^2$ that

$$\nabla g = (-2x, -2y) = -2(x, y),$$

hence

$$\sqrt{1 + \|\nabla g\|^2} = \sqrt{1 + 4(x^2 + y^2)}.$$

The method here is that we first transform from the surface \mathcal{F} to the domain of integration E in rectangular coordinates. Then we continue by transforming the integral into polar coordinates,

$$\begin{aligned} \int_{\mathcal{F}} \sqrt{x^2 + y^2} \, dS &= \int_E \sqrt{x^2 + y^2} \cdot \sqrt{1 + 4(x^2 + y^2)} \, dx \, dy = 2\pi \int_0^{\sqrt{2}} \rho^2 \sqrt{1 + 4\rho^2} \, d\rho \\ &= 2\pi \int_0^{\operatorname{Arsinh}(2\sqrt{2})} \frac{1}{8} \sinh^2 t \cdot \cosh^2 t \, dt = \frac{\pi}{16} \int_0^{\operatorname{Arsinh}(2\sqrt{2})} \sinh^2(2t) \, dt \\ &= \frac{\pi}{32} \int_0^{\operatorname{Arsinh}(2\sqrt{2})} \{\cosh(4t) - 1\} \, dt = \frac{\pi}{32} \left[\frac{1}{4} \sinh(4t) - t \right]_0^{\operatorname{Arsinh}(2\sqrt{2})} \\ &= \frac{\pi}{32} \left[\frac{1}{2} \sinh(2t) \cosh(2t) \right]_0^{\operatorname{Arsinh}(2\sqrt{2})} - \frac{\pi}{32} \ln \left(2\sqrt{2} + \sqrt{1 + (2\sqrt{2})^2} \right) \\ &= \frac{\pi}{32} \left[\sinh t \cdot \cosh t (1 + 2 \sinh^2 t) \right]_0^{\operatorname{Arsinh}(2\sqrt{2})} - \frac{\pi}{32} \ln(3 + 2\sqrt{2}) \\ &= \frac{\pi}{32} \cdot 2\sqrt{2} \cdot \sqrt{1 + (2\sqrt{2})^2} \cdot \left\{ 1 + 2 \cdot (2\sqrt{2})^2 \right\} - \frac{\pi}{32} \ln \left\{ (1 + \sqrt{2})^2 \right\} \\ &= \frac{\pi}{32} \cdot 2\sqrt{2} \cdot 3 \cdot (1 + 2 \cdot 8) - \frac{\pi}{16} \ln(1 + \sqrt{2}) = \frac{\pi}{16} (51\sqrt{2} - \ln(1 + \sqrt{2})). \end{aligned}$$

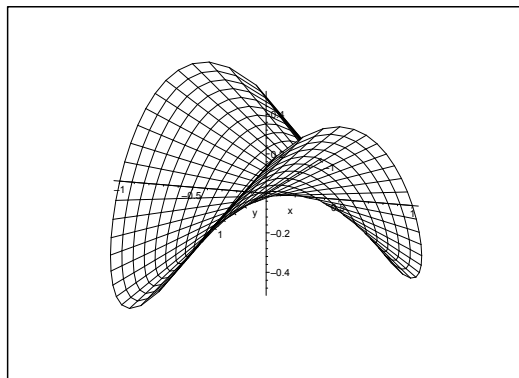


Figure 27.12: The surface of **Example 27.5.4**.

- 3) We shall here integrate over the same surface as in **Example 27.5.2**. We can therefore reuse the previous result

$$\sqrt{1 + \|\nabla g\|^2} = \sqrt{1 + 4(x^2 + y^2)}.$$

“I studied English for 16 years but...
...I finally learned to speak it in just six lessons”
Jane, Chinese architect

ENGLISH OUT THERE

Click to hear me talking before and after my unique course download

If we put $t = 4\rho^2 + t$, then we get the surface integral

$$\begin{aligned} \int_{\mathcal{F}} z \, dS &= \int_E (2 - x^2 - y^2) \sqrt{1 + 4(x^2 + y^2)} \, dx \, dy = 2\pi \int_0^{\sqrt{2}} (2 - \rho^2) \sqrt{1 + 4\rho^2} \cdot \rho \, d\rho \\ &= \frac{2\pi}{8} \int_1^9 \left\{ 2 - \frac{1}{4}(t-1) \right\} \sqrt{t} \, dt = \frac{\pi}{4} \int_1^9 \left\{ \frac{9}{4} t^{\frac{1}{2}} - \frac{1}{4} t^{\frac{3}{2}} \right\} \, dt = \frac{\pi}{16} \left[9 \cdot \frac{2}{3} t^{\frac{3}{2}} - \frac{2}{5} t^{\frac{5}{2}} \right]_1^9 \\ &= \frac{\pi}{8} \left[3t^{\frac{3}{2}} - \frac{1}{5} t^{\frac{5}{2}} \right]_1^9 = \frac{\pi}{8} \left\{ 3 \cdot 27 \cdot \frac{1}{5} \cdot 243 - 3 + \frac{1}{5} \right\} = \frac{\pi}{8} \left(78 - \frac{242}{5} \right) \\ &= \frac{\pi}{4} \left\{ 39 - \frac{121}{5} \right\} = \frac{\pi}{20} (195 - 121) = \frac{\pi}{20} \cdot 74 = \frac{37\pi}{10}. \end{aligned}$$

4) It follows immediately that $\nabla g = (y, x)$, so the weight function is

$$\sqrt{1 + \|\nabla g\|^2} = \sqrt{1 + (x^2 + y^2)}.$$

Then we compute the surface integral,

$$\begin{aligned} \int_{\mathcal{F}} x^2 \sqrt{1 + x^2 + y^2} \, dS &= \int_E x^2 \sqrt{1 + x^2 + y^2} \cdot \sqrt{1 + x^2 + y^2} \, dx \, dy \\ &= \int_E x^2 (1 + x^2 + y^2) \, dx \, dy = \int_0^{2\pi} \left\{ \int_0^1 \rho^2 \cos^2 \varphi \cdot (1 + \rho^2) \rho \, d\rho \right\} \, d\varphi \\ &= \int_0^{2\pi} \cos^2 \varphi \, d\varphi \cdot \frac{1}{2} \int_0^1 t(1+t) \, dt = \pi \cdot \frac{1}{2} \left[\frac{1}{2} t^2 + \frac{1}{3} t^3 \right]_0^1 = \frac{5\pi}{12}. \end{aligned}$$

5) Here $\nabla g = \frac{2}{a}(x, -y)$, hence the weight function is

$$\sqrt{1 + \|\nabla g\|^2} = \sqrt{1 + \frac{4}{a^2}(x^2 + y^2)} = \frac{1}{a} \sqrt{a^2 + 4(x^2 + y^2)}.$$

Then we get the surface integral,

$$\begin{aligned} \int_{\mathcal{F}} (a + z) \, dS &= \int_E \left(a + \frac{x^2 - y^2}{a} \right) \frac{1}{a} \sqrt{a^2 + 4(x^2 + y^2)} \, dx \, dy \\ &= \frac{1}{a^2} \int_E (a^2 + x^2 - y^2) \sqrt{a^2 + 4(x^2 + y^2)} \, dx \, dy \\ &= \frac{1}{a^2} \int_0^{2\pi} \left\{ \int_0^{\sqrt{2}a} (a^2 + \rho^2) [\cos^2 \varphi - \sin^2 \varphi] \sqrt{a^2 + 4\rho^2} \rho \, d\rho \right\} \, d\varphi \\ &= 2\pi \int_0^{\sqrt{2}a} \sqrt{a^2 + 4\rho^2} \cdot \rho \, d\rho + \frac{1}{a^2} \int_0^{2\pi} \cos 2\varphi \, d\varphi \int_0^{\sqrt{2}a} \rho^2 \sqrt{a^2 + 4\rho^2} \rho \, d\rho \\ &= \frac{2\pi}{8} \int_{\rho=0}^{\sqrt{2}a} (a^2 + 4\rho^2)^{\frac{1}{2}} d(a^2 + 4\rho^2) + 0 = \frac{\pi}{4} \cdot \frac{2}{3} \left[(a^2 + 4\rho^2)^{\frac{3}{2}} \right]_{\rho=0}^{\sqrt{2}a} \\ &= \frac{\pi}{6} \left\{ (a^2 + 4 \cdot 2a^2)^{\frac{3}{2}} - a^3 \right\} = \frac{13\pi}{3} a^3. \end{aligned}$$

6) The surface is the same as in **Example 27.5.5**. Therefore, we get the weight function

$$\sqrt{1 + \|\nabla g\|^2} = \frac{1}{a} \sqrt{a^2 + 4(x^2 + y^2)},$$

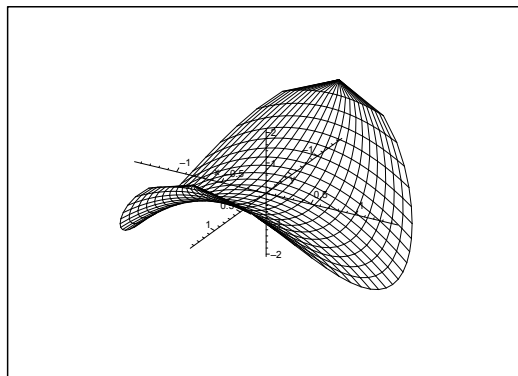


Figure 27.13: The surface of **Example 27.5.5**, **Example 27.5.6** and **Example 27.5.7**.

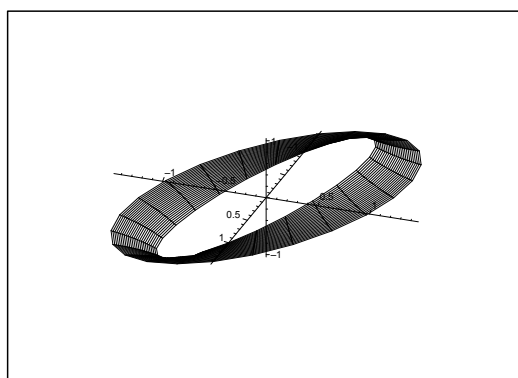


Figure 27.14: The surface of **Example 27.5.10**.

and the surface integral is

$$\int_{\mathcal{F}} \frac{1}{\sqrt{a^2 + 4x^2 + 4y^2}} dS = \int_E \frac{1}{a} dx dy = \frac{1}{a} \text{area}(E) = \frac{1}{a} \cdot \pi \cdot 2a^2 = 2\pi a.$$

7) The surface is the same as in **Example 27.5.5**, so the weight function is

$$\sqrt{1 + \|\nabla g\|^2} = \frac{1}{a} \sqrt{a^2 + 4(x^2 + y^2)},$$

and the surface integral becomes

$$\begin{aligned} \int_{\mathcal{F}} \sqrt{a^2 + 4x^2 + 4y^2} dS &= \int_E \frac{1}{a} (a^2 + 4(x^2 + y^2)) dx dy \\ &= \frac{2\pi}{a} \int_0^{\sqrt{2}a} (a^2 + 4\rho^2) \rho d\rho = \frac{2\pi}{a} \left[\frac{1}{2} a^2 \rho^2 + \rho^4 \right]_{\rho=0}^{\sqrt{2}a} \\ &= \frac{2\pi}{a} \left\{ \frac{1}{2} a^2 \cdot 2a^2 + 4a^4 \right\} = \frac{2\pi}{a} \cdot 5a^4 = 10\pi a^3. \end{aligned}$$

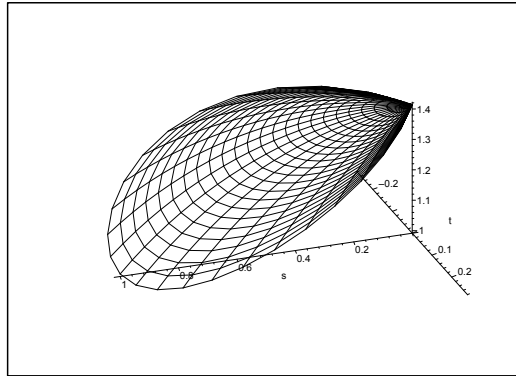


Figure 27.15: The surface of **Example 27.5.11** for $a = 1$.

8) Here

$$\nabla g = \left(-\frac{2xy}{(x^2 + y^2)^2}, \frac{x^2 - y^2}{(x^2 + y^2)^2} \right) = \frac{1}{(x^2 + y^2)^2} (-2xy, x^2 - y^2),$$

hence

$$\|\nabla g\|^2 = \frac{1}{(x^2 + y^2)^4} (4x^2y^2 + (x^2 - y^2)^2) = \frac{1}{(x^2 + y^2)^2}.$$

The surface integral is

$$\begin{aligned} \int_{\mathcal{F}} dS &= \int_E \frac{1}{x^2 + y^2} \sqrt{1 + (x^2 + y^2)^2} dx dy = 2\pi \int_0^{\sqrt{2}} \frac{\sqrt{1 + \varrho^4}}{\varrho^2} \varrho d\varrho \\ &= \frac{2\pi}{4} \int_1^{\sqrt{2}} \frac{\sqrt{1 + \varrho^4}}{\varrho^4} \cdot 4\varrho^3 d\varrho = \frac{\pi}{2} \int_1^4 \frac{1+t}{t} dt = \frac{\pi}{2} \int_{\sqrt{2}}^{\sqrt{5}} \frac{u \cdot 2u}{u^2 - 1} du \\ &= \pi \int_{\sqrt{2}}^{\sqrt{5}} \left\{ 1 + \frac{1}{2} \frac{1}{u-1} - \frac{1}{2} \frac{1}{u+1} \right\} du = \pi \left[u + \frac{1}{2} \ln \frac{u-1}{u+1} \right]_{\sqrt{2}}^{\sqrt{5}} \\ &= \pi \left\{ \sqrt{5} - \sqrt{2} + \frac{1}{2} \ln \left(\frac{\sqrt{5}-1}{\sqrt{5}+1} \cdot \frac{\sqrt{2}+1}{\sqrt{2}-1} \right) \right\} \\ &= \pi \left\{ \sqrt{5} - \sqrt{2} + \ln \left(\frac{(\sqrt{5}-1)(\sqrt{2}+1)}{2} \right) \right\} \\ &= \pi \{ \sqrt{5} - \sqrt{2} + \ln(\sqrt{5}-1) + \ln(\sqrt{2}+1) - \ln 2 \}. \end{aligned}$$

9) It follows from $g(x, y) = \sqrt{2a^2 - x^2 - y^2}$ that

$$\nabla g = \frac{1}{\sqrt{2a^2 - x^2 - y^2}} (-x - y),$$

hence

$$\sqrt{1 + \|\nabla g\|^2} = \sqrt{1 + \frac{x^2 + y^2}{2a^2 - x^2 - y^2}} = \frac{\sqrt{2} \cdot a}{\sqrt{2a^2 - x^2 - y^2}}.$$

If we use polar coordinates in the parameter domain, we get

$$\begin{aligned}
 \int_{\mathcal{F}} z^3 dS &= \int_E \left(\sqrt{2a^2 - x^2 - y^2} \right)^3 \cdot \frac{\sqrt{2} \cdot a}{\sqrt{2a^2 - x^2 - y^2}} dx dy \\
 &= \sqrt{2} a \int_E (2a^2 - x^2 - y^2) dx dy = \sqrt{2} a \int_{-\frac{\pi}{4}}^{\frac{\pi}{4}} \left\{ \int_0^{a \cos 2\varphi} (2a^2 - \varrho^2) \varrho d\varrho \right\} d\varphi \\
 &= \sqrt{2} a \int_{-\frac{\pi}{4}}^{\frac{\pi}{4}} \left[a^2 \varrho^2 - \frac{1}{4} \varrho^4 \right]_0^{a \cos 2\varphi} d\varphi = \sqrt{2} a^5 \int_{-\frac{\pi}{4}}^{\frac{\pi}{4}} \left(\cos^2 2\varphi - \frac{1}{4} \cos^4 2\varphi \right) d\varphi \\
 &= 2\sqrt{2} a^5 \int_0^{\frac{\pi}{4}} \left\{ \frac{1}{2} + \frac{1}{2} \cos 4\varphi - \frac{1}{4} \left(\frac{1 + \cos 4\varphi}{2} \right)^2 \right\} d\varphi \\
 &= 2\sqrt{2} a^5 \left[\frac{1}{2} \varphi + \frac{1}{8} \sin 4\varphi \right]_0^{\frac{\pi}{4}} - \frac{2\sqrt{2}}{16} a^5 \int_0^{\frac{\pi}{4}} (1 + 2 \cos 4\varphi + \cos^2 4\varphi) d\varphi \\
 &= \frac{\sqrt{2}\pi}{4} a^5 - \frac{2\sqrt{2}}{16} \cdot \frac{\pi}{4} a^5 - \frac{2\sqrt{2}}{16} \cdot \frac{1}{2} a^5 \cdot \frac{\pi}{4} = \frac{\sqrt{2}\pi a^5}{64} (16 - 2 - 1) \\
 &= \frac{13\sqrt{2}}{64} \pi a^5.
 \end{aligned}$$

Excellent Economics and Business programmes at:



university of
 groningen




“The perfect start
 of a successful,
 international career.”

CLICK HERE
 to discover why both socially
 and academically the University
 of Groningen is one of the best
 places for a student to be

www.rug.nl/feb/education

Example 27.6 Calculate in each of the following cases the given surface integral over a cylinder surface \mathcal{C} , which is given by the plane curve \mathcal{L} in the (X, Y) -plane, and the interval, in which z lies, when (x, y) is a point of the curve. Note that \mathcal{L} can either be given by an equation in rectangular or in polar coordinates, or by a parametric description.

- 1) The surface integral $\int_{\mathcal{C}} (y^2 z + x^2 z + y) \, dS$, where the curve \mathcal{L} is given by $x^2 + y^2 = 2x$, and where $z \in [0, \sqrt{x^2 + y^2}]$.
- 2) The surface integral $\int_{\mathcal{C}} z^2 \, dS$, where the curve \mathcal{L} is given by $x^2 + y^2 = 4$, and where $z \in [-2, x]$.
- 3) The surface integral $\int_{\mathcal{C}} (z^2 + x^2) \, dS$, where the curve \mathcal{L} is given by $x^2 + y^2 = 1$, and where $z \in [0, 2]$.
- 4) The surface integral $\int_{\mathcal{C}} z \, dS$, where the curve \mathcal{L} is given by $y = x^2$ for $x \in [0, 1]$, and where $z \in [0, x]$.
- 5) The surface integral $\int_{\mathcal{C}} z \, dS$, where the curve \mathcal{L} is given by $\mathbf{r}(t) = (a \cos^3 t, a \sin^3 t)$ for $t \in [0, \frac{\pi}{2}]$, and where $z \in [0, y]$.
- 6) The surface integral $\int_{\mathcal{C}} \frac{1}{x} \, dS$, where the curve \mathcal{L} is given by $\rho = e^\varphi$ for $\varphi \in [0, 1]$, and where $z \in [0, x]$.
- 7) The surface integral $\int_{\mathcal{C}} \frac{z}{x^2} \, dS$, where the curve \mathcal{L} is given by $\rho = a \cos^2 \frac{\varphi}{2}$ for $\varphi \in [0, \frac{\pi}{2}]$, and where $z \in [0, xy]$.
- 8) The surface integral $\int_{\mathcal{C}} xz \, dS$, where the curve \mathcal{L} is given by $x^2 + y^2 = ax$, and where $z \in [0, \sqrt{a^2 - x^2 - y^2}]$.
- 9) The surface integral $\int_{\mathcal{C}} \, dS$, where the curve \mathcal{L} is given by $y = \ln \sin x$ for $x \in [\frac{\pi}{3}, \frac{\pi}{2}]$, and where $z \in [0, \frac{\cos^2 x}{\sin x}]$.
- 10) The surface integral $\int_{\mathcal{C}} \cosh \frac{z}{a} \, dS$, where the curve \mathcal{L} is given by $y = a \cosh \frac{x}{a}$ for $x \in [0, a]$, and where $z \in [0, x]$.
- 11) The surface integral $\int_{\mathcal{C}} z^2 \, dS$, where the curve \mathcal{L} is given by $y = x^3$ for $x \in [0, 1]$, and where $z \in [0, x]$.

A Surface integral over a cylinder surface.

D Reduce to a line integral by first integrating in the direction of the Z -axis. Find the line element and calculate the line integral.

I 1) The curve is the circle of centrum $(1, 0)$ and radius 1, thus in polar coordinates

$$\varrho(\varphi) = 2 \cos \varphi, \quad \varphi \in \left[-\frac{\pi}{2}, \frac{\pi}{2}\right],$$

and the line element is

$$ds = \sqrt{\varrho^2 + \left(\frac{d\varrho}{d\varphi}\right)^2} \, d\varphi = \sqrt{4 \cos^2 \varphi + 4 \sin^2 \varphi} \, d\varphi = 2 \, d\varphi.$$

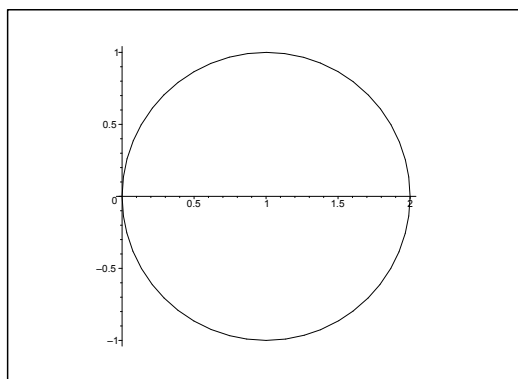


Figure 27.16: The curve \mathcal{L} of **Example 27.6.1**.

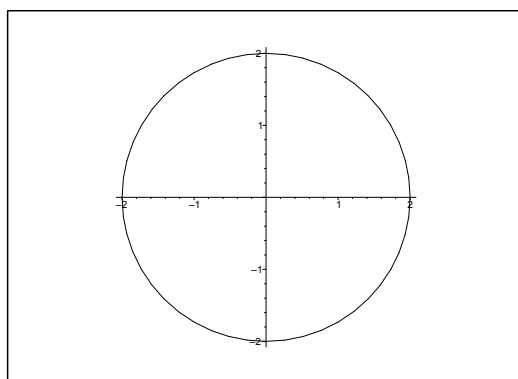


Figure 27.17: The curve \mathcal{L} of **Example 27.6.2**.

Hence

$$\begin{aligned} \int_{\mathcal{C}} (y^2 z + x^2 z + y) \, dS &= \int_{-\frac{\pi}{2}}^{\frac{\pi}{2}} \left\{ \int_0^{\varrho(\varphi)} \{z \varrho(\varphi) \sin \varphi\} \, dz \right\} 2 \, d\varphi \\ &= \int_{-\frac{\pi}{2}}^{\frac{\pi}{2}} \left[\frac{1}{2} z^2 \varrho(\varphi)^2 + \varrho(\varphi) z \sin \varphi \right]_{z=0}^{2 \cos \varphi} \cdot 2 \, d\varphi = \int_{-\frac{\pi}{2}}^{\frac{\pi}{2}} \{16 \cos^4 \varphi + 8 \cos^2 \varphi \cdot \sin \varphi\} \, d\varphi \\ &= \int_{-\frac{\pi}{2}}^{\frac{\pi}{2}} 4(1 + \cos 2\varphi)^2 \, d\varphi + 0 = 8 \int_0^{\frac{\pi}{2}} \left(1 + 2 \cos 2\varphi + \frac{1}{2} + \frac{1}{2} \cos 4\varphi \right) \, d\varphi = 8 \cdot \frac{3}{2} \cdot \frac{\pi}{2} = 6\pi. \end{aligned}$$

2) The curve is the circle of centrum $(0, 0)$ and radius 2. It is described in polar coordinates by

$$\varrho = 2, \quad \varphi \in [0, 2\pi],$$

hence the line element is

$$ds = \sqrt{\varrho^2 + \left(\frac{d\varrho}{d\varphi} \right)^2} \, d\varphi = 2 \, d\varphi.$$

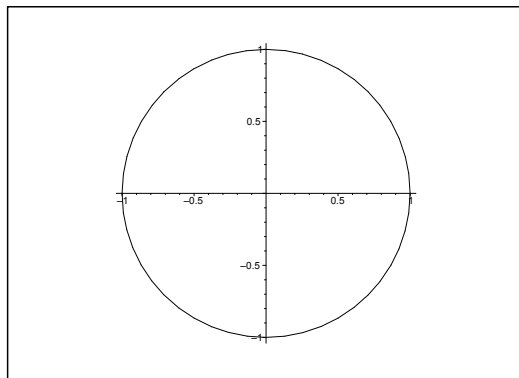


Figure 27.18: The curve \mathcal{L} of **Example 27.6.3**.

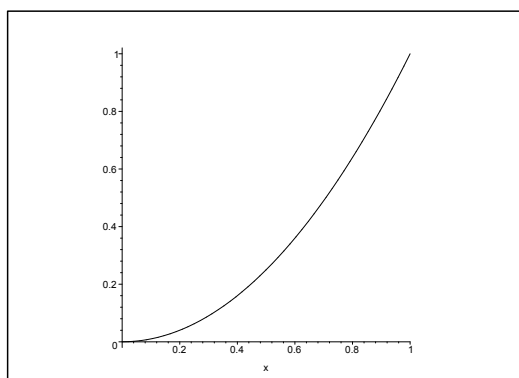


Figure 27.19: The curve \mathcal{L} of **Example 27.6.4**.

Hence

$$\begin{aligned} \int_c z^2 dS &= \int_0^{2\pi} \left\{ \int_{-2}^{2 \cos \varphi} z^2 dz \right\} 2 d\varphi = \frac{2}{3} \int_0^{2\pi} \{8 \cos^3 \varphi - (-2)^3\} d\varphi \\ &= \frac{16}{3} \int_0^{2\pi} \{\cos^3 \varphi + 1\} d\varphi = \frac{32\pi}{3} + 0 = \frac{32\pi}{3}. \end{aligned}$$

3) The curve is the unit circle given in polar coordinates by

$$\varrho = 1, \quad \varphi \in [0, 2\pi].$$

Thus $ds = d\varphi$, and

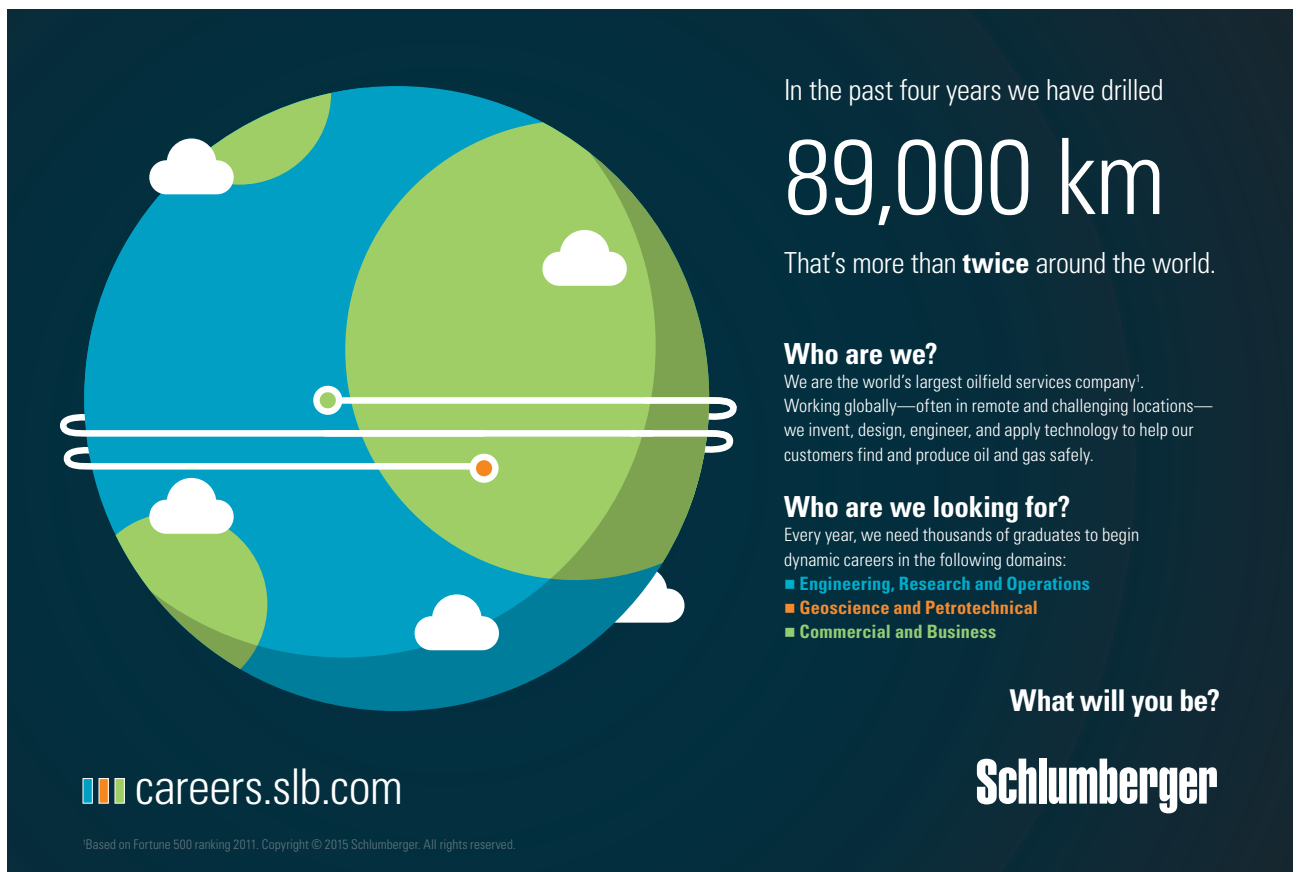
$$\begin{aligned} \int_c (z^2 + x^2) dS &= \int_0^{2\pi} \left\{ \int_0^2 (z^2 + \cos^2 \varphi) dz \right\} d\varphi \\ &= \frac{8}{3} \cdot 2\pi + 2 \int_0^{2\pi} \cos^2 \varphi d\varphi = \frac{8}{3} \cdot 2\pi + 2\pi = \frac{22\pi}{3}. \end{aligned}$$

4) The curve is an arc of a parabola. It follows by putting $y = g(x) = x^2$ that the line element is

$$ds = \sqrt{1 + g'(x)^2} dx = \sqrt{1 + 4x^2} dx,$$

hence

$$\int_C z dS = \int_0^1 \left\{ \int_0^x z dz \right\} \sqrt{1 + 4x^2} dx = \frac{1}{2} \int_0^1 x^2 \sqrt{1 + 4x^2} dx.$$



In the past four years we have drilled

89,000 km

That's more than **twice** around the world.

Who are we?
We are the world's largest oilfield services company¹. Working globally—often in remote and challenging locations—we invent, design, engineer, and apply technology to help our customers find and produce oil and gas safely.

Who are we looking for?
Every year, we need thousands of graduates to begin dynamic careers in the following domains:

- Engineering, Research and Operations
- Geoscience and Petrotechnical
- Commercial and Business

What will you be?

careers.slb.com

Schlumberger

¹Based on Fortune 500 ranking 2011. Copyright © 2015 Schlumberger. All rights reserved.



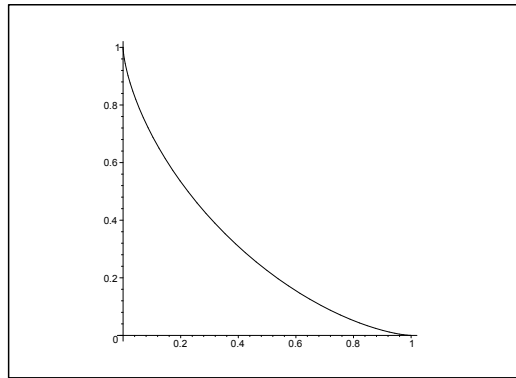


Figure 27.20: The curve \mathcal{L} of **Example 27.6.5** for $a = 1$.

Then we get by the substitution $x = \frac{1}{2} \sinh t$, $t = \text{Arsinh}(2x)$ that

$$\begin{aligned} \int_c z \, dS &= \frac{1}{2} \int_0^{\text{Arsinh } 2} \frac{1}{4} \sinh^2 t \cdot \cosh t \cdot \frac{1}{2} \cosh t \, dt = \frac{1}{16} \int_0^{\text{Arsinh } 2} \left(\frac{1}{2} \sinh 2t \right)^2 dt \\ &= \frac{1}{64} \int_0^{\text{Arsinh } 2} \frac{1}{2} (\cosh 4t - 1) \, dt = \frac{1}{512} [\sinh 4t]_0^{\text{Arsinh } 2} - \frac{1}{128} \text{Arsinh } 2 \\ &= \frac{1}{512} \left[4 \sinh t \cdot \sqrt{1 + \sinh^2 t} \cdot (1 + 2 \sinh^2 t) \right]_0^{\text{Arsinh } 2} - \frac{1}{128} \ln(2 + \sqrt{5}) \\ &= \frac{1}{128} \cdot 2\sqrt{5} \cdot (1 + 2 \cdot 4) - \frac{1}{128} \ln(2 + \sqrt{5}) = \frac{9\sqrt{5}}{64} - \frac{1}{128} \ln(2 + \sqrt{5}). \end{aligned}$$

- 5) We have in the given interval, $\cos t \cdot \sin t \geq 0$, so we do not need the absolute sign in the latter equality,

$$\begin{aligned} \|\mathbf{r}'(t)\| &= a \sqrt{(-3 \cos^2 t \sin t)^2 + (3 \sin^2 t \cos t)^2} \\ &= 3a \sqrt{\cos^2 t \{ \cos^2 t \sin^2 t \} + \sin^2 t \{ \cos^2 t \sin^2 t \}} = 3a \cos t \sin t, \end{aligned}$$

hence the line element becomes

$$ds = 3a \cos t \sin t \, dt, \quad t \in \left[0, \frac{\pi}{2} \right].$$

Then

$$\begin{aligned} \int_c z \, dS &= \int_0^{\frac{\pi}{2}} \left\{ \int_0^{a \sin^3 t} z \, dz \right\} 3a \cos t \sin t \, dt = \frac{3a^2}{2} \int_0^{\frac{\pi}{2}} \sin^7 t \cos t \, dt \\ &= \frac{3}{16} a^3 [\sin^8 t]_0^{\frac{\pi}{2}} = \frac{3a^3}{16}. \end{aligned}$$

- 6) The line element along the curve is

$$ds = \sqrt{\varrho^2 + \left(\frac{d\varrho}{d\varphi} \right)^2} d\varphi = \sqrt{2} e^\varphi d\varphi, \quad \varphi \in [0, 1],$$

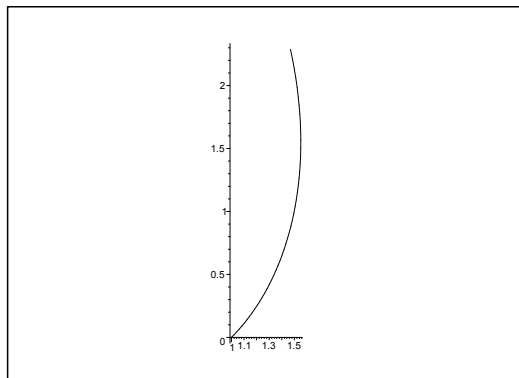


Figure 27.21: The curve \mathcal{L} of **Example 27.6.6**.

and we get the surface integral

$$\int_{\mathcal{C}} \frac{1}{x} dS = \int_0^1 \frac{1}{x} \cdot x \sqrt{2} e^{\varphi} d\varphi = \sqrt{2}(e - 1).$$

7) The line element is

$$\begin{aligned} ds &= \sqrt{\varrho^2 + \left(\frac{d\varrho}{d\varphi}\right)^2} d\varphi = \sqrt{a^2 \cos^4 \frac{\varphi}{2} + a^2 \left(-2 \cos \frac{\varphi}{2} \cdot \sin \frac{\varphi}{2} \cdot \frac{1}{2}\right)^2} d\varphi \\ &= a \cos \frac{\varphi}{2} d\varphi \quad \text{for } \varphi \in \left[0, \frac{\pi}{2}\right], \end{aligned}$$

hence

$$\begin{aligned} \int_{\mathcal{C}} \frac{z}{x^2} dS &= \int_0^{\frac{\pi}{2}} \frac{1}{x^2} \left\{ \int_0^{xy} z dz \right\} a \cos \frac{\varphi}{2} d\varphi = \frac{1}{2} \int_0^{\frac{\pi}{2}} \frac{(xy)^2}{x^2} \cdot a \cos \frac{\varphi}{2} d\varphi \\ &= \frac{a}{2} \int_0^{\frac{\pi}{2}} \varrho(\varphi)^2 \sin^2 \varphi \cdot \cos \frac{\varphi}{2} d\varphi = \frac{a}{2} \int_0^{\frac{\pi}{2}} a^2 \cos^4 \frac{\varphi}{2} \cdot 4 \sin^2 \frac{\varphi}{2} \cdot \cos^2 \frac{\varphi}{2} \cdot \cos \frac{\varphi}{2} d\varphi \\ &= 2a^3 \int_0^{\frac{\pi}{2}} \cos^6 \frac{\varphi}{2} \cdot \sin^2 \frac{\varphi}{2} \cdot \cos \frac{\varphi}{2} d\varphi \\ &= 4a^3 \int_0^{\frac{\pi}{2}} \left\{ 1 - \sin^2 \frac{\varphi}{2} \right\}^3 \cdot \sin^2 \frac{\varphi}{2} \cdot \left(\frac{1}{2} \cos \frac{\varphi}{2} \right) d\varphi \\ &= 4a^3 \int_{\varphi=0}^{\frac{\pi}{2}} \left\{ \sin^2 \frac{\varphi}{2} - 3 \sin^4 \frac{\varphi}{2} + 3 \sin^6 \frac{\varphi}{2} - \sin^8 \frac{\varphi}{2} \right\} d\left(\sin \frac{\varphi}{2}\right) \\ &= 4a^3 \left[\frac{1}{3} t^3 - \frac{3}{5} t^5 + \frac{3}{7} t^7 - \frac{1}{9} t^9 \right]_0^{\frac{1}{\sqrt{2}}} = \frac{4a^3}{2\sqrt{2}} \left\{ \frac{1}{3} - \frac{3}{5} \cdot \frac{1}{2} + \frac{3}{7} \cdot \frac{1}{4} - \frac{1}{9} \cdot \frac{1}{8} \right\} \\ &= \frac{a^3 \sqrt{2}}{2520} (840 - 756 + 270 - 35) = \frac{319\sqrt{2}}{2520} a^3. \end{aligned}$$

8) The curve is in polar coordinates given by

$$\varrho = a \cos \varphi, \quad \varphi \in \left[-\frac{\pi}{2}, \frac{\pi}{2}\right],$$

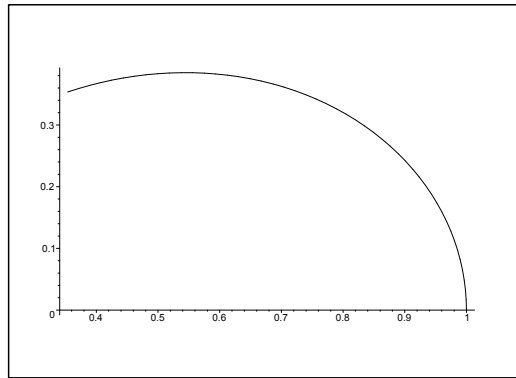


Figure 27.22: The curve \mathcal{L} of **Example 27.6.7** for $a = 1$.

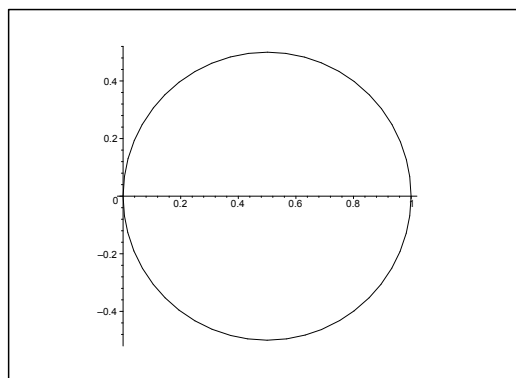


Figure 27.23: The curve \mathcal{L} of **Example 27.6.8** for $a = 1$.

hence

$$ds = \sqrt{\rho^2 + \left(\frac{d\rho}{d\varphi}\right)^2} d\varphi = a d\varphi,$$

and

$$\begin{aligned} \int_{\mathcal{C}} xz \, dS &= \int_{-\frac{\pi}{2}}^{\frac{\pi}{2}} \left\{ \int_0^{\sqrt{a^2 - a^2 \cos^2 \varphi}} a \cos^2 \varphi \cdot z \, dz \right\} a \, d\varphi \\ &= \frac{a^2}{2} \int_{-\frac{\pi}{2}}^{\frac{\pi}{2}} \cos^2 \varphi (1 - \cos^2 \varphi) a^2 \, d\varphi = \frac{a^4}{2} \int_{-\frac{\pi}{2}}^{\frac{\pi}{2}} \left(\frac{1}{2} \sin 2\varphi\right)^2 \, d\varphi \\ &= \frac{a^4}{2} \cdot \frac{1}{4} \cdot 2 \int_0^{\frac{\pi}{2}} \sin^2 2\varphi \, d\varphi = \frac{a^4}{8} \int_0^{\frac{\pi}{2}} (1 - \cos 4\varphi) \, d\varphi = \frac{a^4 \pi}{16}. \end{aligned}$$

9) We conclude from $y = g(x) = \ln \sin x$, $x \in \left[\frac{\pi}{3}, \frac{\pi}{2}\right]$ that the line element is

$$ds = \sqrt{1 + g'(x)^2} dx = \sqrt{1 + \left(\frac{\cos x}{\sin x}\right)^2} dx = \frac{1}{\sin x} dx,$$

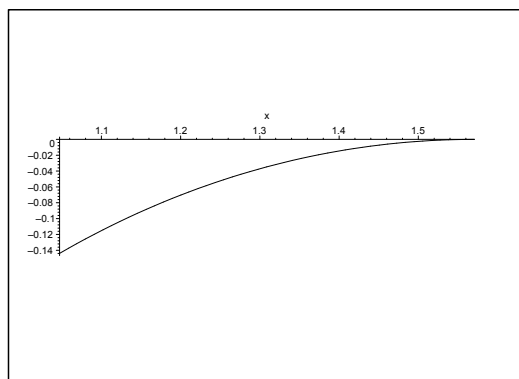


Figure 27.24: The curve \mathcal{L} of **Example 27.6.9**.

and hence

$$\begin{aligned} \int_C dS &= \int_{\frac{\pi}{3}}^{\frac{\pi}{2}} \frac{\cos^2 x}{\sin x} \cdot \frac{1}{\sin x} dx = \int_{\frac{\pi}{3}}^{\frac{\pi}{2}} \left(\frac{1}{\sin^2 x} - 1 \right) dx \\ &= [-\cot x - x]_{\frac{\pi}{3}}^{\frac{\pi}{2}} = \cot \frac{\pi}{3} - \frac{\pi}{6} = \frac{1}{\sqrt{3}} - \frac{\pi}{6}. \end{aligned}$$

American online LIGS University

is currently enrolling in the
Interactive Online **BBA, MBA, MSc,**
DBA and PhD programs:

- ▶ enroll **by September 30th, 2014** and
- ▶ **save up to 16%** on the tuition!
- ▶ pay in 10 installments / 2 years
- ▶ Interactive **Online** education
- ▶ visit www.ligsuniversity.com to
find out more!

Note: LIGS University is not accredited by any nationally recognized accrediting agency listed by the US Secretary of Education. More info [here](#).



Click on the ad to read more

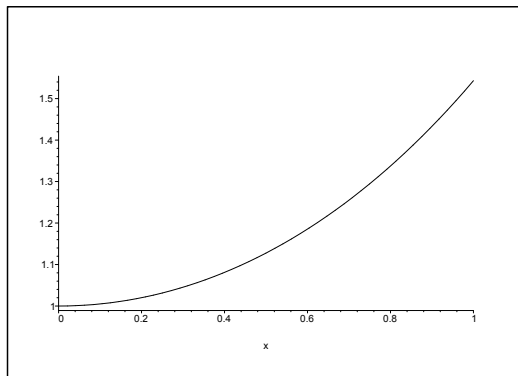


Figure 27.25: The curve \mathcal{L} of **Example 27.6.10** for $a = 1$.

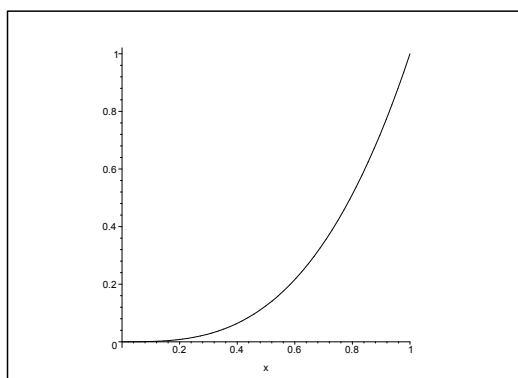


Figure 27.26: The curve \mathcal{L} of **Example 27.6.11**.

- 10) When the curve is given by $y = g(x) = a \cosh \frac{x}{a}$, we obtain the line element

$$ds = \sqrt{1 + g'(x)^2} dx = \sqrt{1 + \sinh^2 \frac{x}{a}} dx = \cosh \frac{x}{a} dx,$$

so

$$\begin{aligned} \int_C \cosh \frac{z}{a} dS &= \int_0^a \left\{ \int_0^x \cosh \frac{z}{a} dz \right\} \cdot \cosh \frac{x}{a} dx \\ &= a \int_0^a \sinh \frac{x}{a} \cdot \cosh \frac{x}{a} dx = \frac{a^2}{2} \cdot \sinh^2 1 \\ &= \frac{a^2}{2} \left(\frac{e - e^{-1}}{2} \right)^2 = \frac{a^2}{8e^2} (e^2 - 1)^2 = \frac{a^2}{8e^2} (e^4 - 2e^2 + 1). \end{aligned}$$

- 11) For the curve given by $y = g(x) = x^3$, the line element is

$$ds = \sqrt{1 + g'(x)^2} dx = \sqrt{1 + 9x^4} dx,$$

hence

$$\begin{aligned} \int_C z^2 \, dS &= \int_0^1 \left\{ \int_0^x z^2 \, dz \right\} \sqrt{1+9x^4} \, dx = \frac{1}{3} \int_0^1 \sqrt{1+9x^4} \cdot x^3 \, dx \\ &= \frac{1}{3} \cdot \frac{1}{4} \cdot \frac{1}{9} \int_0^1 \sqrt{1+9x^4} \cdot 9 \, d(x^4) = \frac{1}{108} \cdot \frac{2}{3} \left[(\sqrt{1+9x^4})^3 \right]_0^1 \\ &= \frac{1}{162} (10\sqrt{10} - 1). \end{aligned}$$

Example 27.7 Calculate in each of the following cases the given surface integral over a surface of revolution \mathcal{O} which is given by a meridian curve \mathcal{M} in the meridian half plane, in which ϱ and z are rectangular coordinates.

- 1) The surface integral $\int_{\mathcal{O}} (x^2 + y^2) \, dS$, where the meridian curve \mathcal{M} is given by $z = \frac{\varrho^2}{2a}$ for $\varrho \leq a$.
- 2) The surface integral $\int_{\mathcal{O}} (x^2 + y^2) \, dS$, where the meridian curve \mathcal{M} is given by $z = \frac{h\varrho}{a}$ for $\varrho \leq a$.
- 3) The surface integral $\int_{\mathcal{O}} \frac{e^z}{\varrho} \, dS$, where the meridian curve \mathcal{M} is given by $z = \ln \varrho$ for $\varrho \in \left[\frac{\pi}{3}, \frac{2\pi}{3} \right]$.
- 4) The surface integral $\int_{\mathcal{O}} x^2 \, dS$, where the meridian curve \mathcal{M} is given by $z^2 + \varrho^2 = az$.
- 5) The surface integral $\int_{\mathcal{O}} |x|e^{-x} \, dS$, where the meridian curve \mathcal{M} is given by $z = -\ln \cos \varrho$ for $\varrho \in \left[0, \frac{\pi}{3} \right]$.
- 6) The surface integral $\int_{\mathcal{O}} \frac{y^2}{z} \, dS$, where the meridian curve \mathcal{M} is given by $z = a \cosh \frac{\varrho}{a}$ for $\varrho \in [0, a]$.

A Surface integral over a surface of revolution.

D Use either semi-polar or spherical coordinates and the area element $\varrho \, d\varphi \, ds$, where ds is the curve element, i.e. if e.g. $z = g(\varrho)$, then

$$ds = \sqrt{1 + g'(\varrho)^2} \, d\varrho,$$

and similarly.

I 1) Here $ds = \sqrt{1 + \left(\frac{\varrho}{a}\right)^2} \, d\varrho$, hence

$$\begin{aligned} \int_{\mathcal{O}} (x^2 + y^2) \, dS &= \int_0^{2\pi} \left\{ \int_0^a \varrho^2 \cdot \varrho \sqrt{1 + \left(\frac{\varrho}{a}\right)^2} \, d\varrho \right\} d\varphi = 2\pi \cdot \frac{a^4}{2} \int_0^1 t\sqrt{1+t} \, dt \\ &= \pi a^4 \int_0^1 \left\{ (1+t)^{\frac{3}{2}} - (1+t)^{\frac{1}{2}} \right\} dt = \pi a^4 \left[\frac{2}{5} (1+t)^{\frac{5}{2}} - \frac{2}{3} (1+t)^{\frac{3}{2}} \right]_0^1 \\ &= \pi a^4 \left\{ \frac{2}{5} (2^{\frac{5}{2}} - 1) - \frac{2}{3} (2^{\frac{3}{2}} - 1) \right\} = \frac{\pi a^4}{15} \{6(4\sqrt{2} - 1) - 10(2\sqrt{2} - 1)\} \\ &= \frac{\pi a^4}{15} \{24\sqrt{2} - 6 - 20\sqrt{2} + 10\} = \frac{\pi a^4}{15} \{4\sqrt{2} + 4\} = \frac{4\pi a^4}{15} (\sqrt{2} + 1). \end{aligned}$$

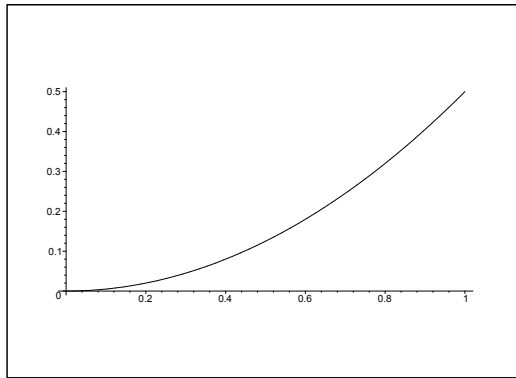


Figure 27.27: The meridian curve \mathcal{M} of **Example 27.7.1** for $a = 1$.

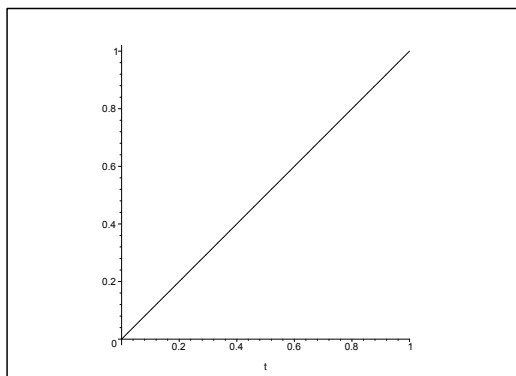


Figure 27.28: The meridian curve \mathcal{M} of **Example 27.7.2** for $a = 1$ and $h = 1$.

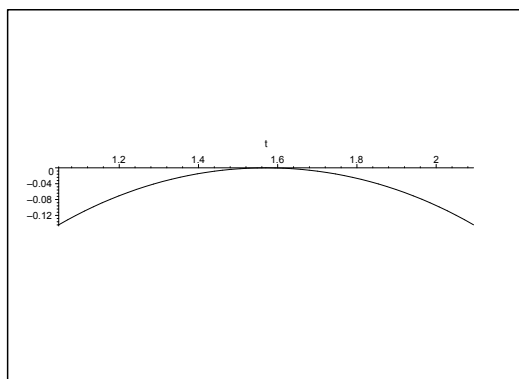



Figure 27.29: The meridian curve \mathcal{M} of **Example 27.7.3**.

2) Here

$$ds = \sqrt{1 + \frac{h^2}{a^2}} d\varrho = \frac{1}{a} \sqrt{a^2 + h^2} d\varrho,$$

hence

$$\begin{aligned} \int_{\mathcal{O}} (x^2 + y^2) dS &= \int_0^{2\pi} \left\{ \int_0^a \varrho^2 \cdot \varrho \cdot \frac{1}{a} \sqrt{a^2 + h^2} d\varrho \right\} d\varphi \\ &= 2\pi \cdot \frac{1}{a} \sqrt{a^2 + h^2} \cdot \frac{1}{4} a^4 = \frac{\pi}{2} a^3 \sqrt{a^2 + h^2}. \end{aligned}$$

.....Alcatel-Lucent 

www.alcatel-lucent.com/careers



What if you could build your future and create the future?

One generation's transformation is the next's status quo. In the near future, people may soon think it's strange that devices ever had to be "plugged in." To obtain that status, there needs to be "The Shift".



Click on the ad to read more

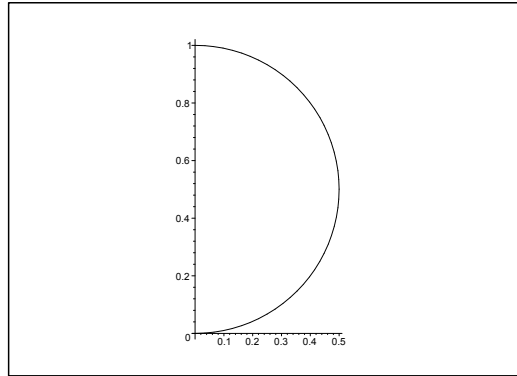


Figure 27.30: The meridian curve \mathcal{M} of **Example 27.7.4** and **Example 27.7.5** for $a = 1$.

- 3) From $z = \ln \sin \varrho$ follows that $\frac{dz}{d\varrho} = \frac{\cos \varrho}{\sin \varrho}$, hence

$$\sqrt{1 + \left(\frac{dz}{d\varrho}\right)^2} = \sqrt{1 + \frac{\cos^2 \varrho}{\sin^2 \varrho}} = \frac{1}{|\sin \varrho|} = \frac{1}{\sin \varrho} \quad \text{for } \varrho \in \left[\frac{\pi}{3}, \frac{2\pi}{3}\right].$$

The area element is

$$\varrho d\varphi ds = \frac{\varrho}{\sin \varrho} d\varrho d\varphi = dS,$$

hence by insertion

$$\int_{\mathcal{O}} \frac{e^z}{\varrho} dS = \int_0^{2\pi} \left\{ \int_{\frac{\pi}{3}}^{\frac{2\pi}{3}} \frac{\sin \varrho}{\varrho} \cdot \frac{\varrho}{\sin \varrho} d\varrho \right\} d\varphi = 2\pi \left(\frac{2\pi}{3} - \frac{\pi}{3} \right) = \frac{2\pi^2}{3}.$$

- 4) The figure shows that the meridian curve is a half circle of radius $\frac{a}{2}$. Hence, the integral $\int_{\mathcal{O}} dS$ is equal to the surface area of the sphere, i.e.

$$\int_{\mathcal{O}} dS = 4\pi \left(\frac{a}{2}\right)^2 = \pi a^2$$

where we have used the result of **Example 27.7.6** with $a = b$.

ALTERNATIVELY,

$$\varrho = \sqrt{\left(\frac{a}{2}\right)^2 - \left(z - \frac{a}{2}\right)^2}, \quad \text{for } z \in [0, a],$$

in rectangular coordinates, so

$$ds = \sqrt{1 + \frac{\left(z - \frac{a}{2}\right)^2}{\left(\frac{a}{2}\right)^2 - \left(z - \frac{a}{2}\right)^2}} dz = \frac{a}{2} \frac{1}{\sqrt{\left(\frac{a}{2}\right)^2 - \left(z - \frac{a}{2}\right)^2}} dz.$$

Hence

$$\int_{\mathcal{O}} dS = 2\pi \int_0^a \sqrt{\left(\frac{a}{2}\right)^2} \cdot \frac{a}{2} \cdot \frac{1}{\sqrt{\left(\frac{a}{2}\right)^2 - \left(z - \frac{a}{2}\right)^2}} dz = 2\pi \cdot \frac{a}{2} \cdot a = \pi a^2.$$

ALTERNATIVELY we have $r = a \cos \theta$, $\theta \in \left[0, \frac{\pi}{2}\right]$, in spherical coordinates, and $\varrho = r \sin \theta = a \sin \theta \cos \theta$, and

$$ds = \sqrt{r^2 + \left(\frac{dr}{d\theta}\right)^2} d\theta = a d\theta,$$

and we get

$$\int_{\mathcal{O}} dS = 2\pi \int_0^{\frac{\pi}{2}} a \sin \theta \cos \theta \cdot a d\theta = a^2 \pi [\sin^2 \theta]_0^{\frac{\pi}{2}} = a^2 \pi.$$

5) Since $x = \varrho \cos \varphi$ in semi-polar coordinates we get from **Example 27.7.4** that

$$\begin{aligned} \int_{\mathcal{O}} x^3 dS &= \int_0^{2\pi} \left\{ \int_0^a \left\{ \left(\frac{a}{2}\right)^2 - \left(z - \frac{a}{2}\right)^2 \right\} \cos^2 \varphi \cdot \frac{a}{2} \cdot \frac{\sqrt{\left(\frac{a}{2}\right)^2 - \left(z - \frac{a}{2}\right)^2}}{\sqrt{\left(\frac{a}{2}\right)^2 - \left(z - \frac{a}{2}\right)^2}} dz \right\} d\varphi \\ &= \frac{a}{2} \int_0^{2\pi} \cos^2 \varphi d\varphi \int_0^a (az - z^2) dz = \frac{a}{2} \cdot \pi \left[\frac{a}{2} z^2 - \frac{1}{3} z^3 \right]_0^a = \frac{a^4 \pi}{12}. \end{aligned}$$

ALTERNATIVELY,

$$x = r \sin \theta \cos \varphi = a \cos \theta \cos \varphi$$

in spherical coordinates, cf. **Example 27.7.4**, so accordingly

$$\begin{aligned} \int_{\mathcal{O}} dS &= \int_0^{2\pi} \left\{ \int_0^{\frac{\pi}{2}} a^2 \cos^2 \theta \sin^2 \theta \cos^2 \varphi \cdot a \sin \theta \cos \theta a d\theta \right\} d\varphi \\ &= a^4 \int_0^{2\pi} \cos^2 \varphi d\varphi \int_0^{\frac{\pi}{2}} \sin^3 \theta \cdot (1 - \sin^2 \theta) \cos \theta d\theta = a^4 \pi \left[\frac{1}{4} - \frac{1}{6} \right] = \frac{a^4 \pi}{12}. \end{aligned}$$

6) As

$$ds = \sqrt{1 + \left(\frac{\sin \varrho}{\cos \varrho}\right)^2} d\varrho = \frac{1}{\cos \varrho} d\varrho, \quad \text{for } \varrho \in \left[0, \frac{\pi}{3}\right],$$

we get

$$\begin{aligned} \int_{\mathcal{O}} |x| e^{-z} dS &= \int_0^{2\pi} \left\{ \int_0^{\frac{\pi}{3}} \varrho |\cos \varphi| \cdot \cos \varrho \cdot \frac{\varrho}{\cos \varrho} d\varrho \right\} d\varphi \\ &= 4 \int_0^{\frac{\pi}{2}} \cos \varphi d\varphi \cdot \int_0^{\frac{\pi}{3}} \varrho^2 d\varrho = 4 \cdot \frac{1}{3} \left(\frac{\pi}{3}\right)^3 = \frac{4\pi^3}{81}. \end{aligned}$$

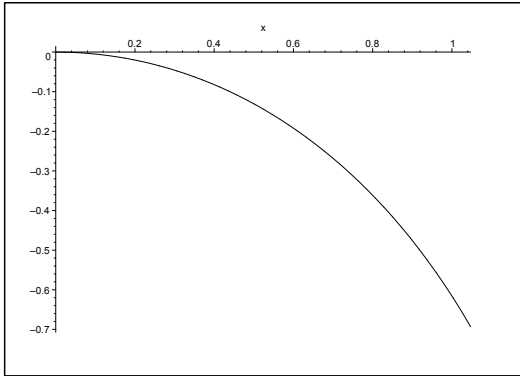


Figure 27.31: The meridian curve \mathcal{M} of **Example 27.7.6**.

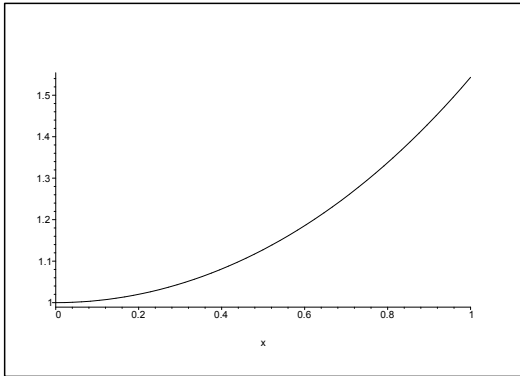


Figure 27.32: The meridian curve \mathcal{M} of **Example 27.7.7** for $a = 1$.

7) We get from $z = g(\varrho) = a \cosh \frac{\varrho}{a}$ that $g'(\varrho) = \sinh \frac{\varrho}{a}$ and

$$ds = \sqrt{1 + g'(\varrho)^2} d\varrho = \sqrt{1 + \sinh^2 \frac{\varrho}{a}} d\varrho = \cosh \frac{\varrho}{a} d\varrho,$$

hence

$$\begin{aligned} \int_{\mathcal{O}} \frac{y^2}{z} dS &= \int_0^{2\pi} \left\{ \int_0^a \frac{\varrho^2 \sin^2 \varphi}{a \cosh \frac{\varrho}{a}} \cdot \varrho \cdot \cosh \frac{\varrho}{a} d\varrho \right\} d\varphi \\ &= \frac{1}{a} \int_0^{2\pi} \sin^2 \varphi d\varphi \cdot \int_0^a \varrho^3 d\varrho = \frac{1}{a} \cdot \pi \cdot \frac{1}{4} a^4 = \frac{\pi a^3}{4}. \end{aligned}$$



Join the best at
the Maastricht University
School of Business and
Economics!

Top master's programmes

- 33rd place Financial Times worldwide ranking: MSc International Business
- 1st place: MSc International Business
- 1st place: MSc Financial Economics
- 2nd place: MSc Management of Learning
- 2nd place: MSc Economics
- 2nd place: MSc Econometrics and Operations Research
- 2nd place: MSc Global Supply Chain Management and Change

Sources: Keuzegids Master ranking 2013; Elsevier 'Beste Studies' ranking 2012; Financial Times Global Masters in Management ranking 2012

Maastricht University is the best specialist university in the Netherlands
(Elsevier)

Visit us and find out why we are the best!
Master's Open Day: 22 February 2014

www.mastersopenday.nl



Click on the ad to read more

Example 27.8 Calculate in each of the following cases the given surface integral over the surface given by a parametric description

$$\mathcal{F} = \{x \in \mathbb{R}^3 \mid \mathbf{x} = \mathbf{r}(u, v), (u, v) \in E\}.$$

First find the normal vector of the surface $\mathbf{N}(u, v)$.

1) The surface integral $\int_{\mathcal{F}} xz^2 \, dS$, where the surface \mathcal{F} is given by

$$\mathbf{x} = \mathbf{r}(u, v) = (u \cos v, u \sin v, hv), \quad \text{for } 0 \leq u \leq 1, 0 \leq v \leq 2\pi.$$

2) The surface integral $\int_{\mathcal{F}} z^2 \, dS$, where the surface \mathcal{F} is given by

$$\mathbf{x} = \mathbf{r}(u, v) = (\sqrt{u} \cos v, \sqrt{u} \sin v, e^v) \quad \text{for } 1 \leq u \leq 2, \frac{\ln u}{2} \leq v \leq \frac{\ln(2u)}{2}.$$

3) The surface integral $\int_{\mathcal{F}} (x^2 + y^2) \, dS$, where the surface \mathcal{F} is given by

$$\mathbf{x} = \mathbf{r}(u, v) = \left(\sqrt{u} \cos v, \sqrt{u} \sin v, v^{\frac{3}{2}}\right) \quad \text{for } 1 \leq u \leq 2, 0 \leq v \leq u.$$

4) The surface integral $\int_{\mathcal{F}} (x^3 + 2z - 3xy) \, dS$, where the surface \mathcal{F} is given by

$$\mathbf{x} = \mathbf{r}(u, v) = (u + v, u^2 + v^2, u^3 + v^3) \quad \text{for } u + v \leq 0, u^2 + v^2 \leq 5.$$

A Surface integrals, where the surface is given by a parametric description.

D First find the normal vector $\mathbf{N}(u, v)$. Then compute the weight function $\|\mathbf{N}(u, v)\|$ as a function of the parameters $(u, v) \in E$.

I 1) The normal vector is

$$\mathbf{N}(u, v) = \frac{\partial \mathbf{r}}{\partial u} \times \frac{\partial \mathbf{r}}{\partial v} = \begin{vmatrix} \mathbf{e}_1 & \mathbf{e}_2 & \mathbf{e}_3 \\ \cos v & \sin v & 0 \\ -u \sin v & u \cos v & h \end{vmatrix} = (h \sin v, -h \cos v, u),$$

and we find accordingly the weight function

$$\|\mathbf{N}(u, v)\| = \sqrt{h^2 + u^2}.$$

Then we get the following reduction of the surface integral,

$$\begin{aligned} \int_{\mathcal{F}} xz^2 \, dS &= \int_0^1 \left\{ \int_0^{2\pi} u \cos v \cdot h^2 v^2 \sqrt{h^2 + u^2} \, dv \right\} du \\ &= h^2 \int_0^1 u \sqrt{h^2 + u^2} \, du \cdot \int_0^{2\pi} v^2 \cos v \, dv \\ &= h^2 \left[\frac{1}{2} \cdot \frac{2}{3} (h^2 + u^2)^{\frac{3}{2}} \right]_0^1 \cdot [v^2 \sin v + 2v \cos v - 2 \sin v]_0^{2\pi} \\ &= \frac{1}{3} h^2 \left\{ (h^2 + 1)^{\frac{3}{2}} - h^3 \right\} \cdot 4\pi = \frac{4\pi}{3} h^2 \left\{ (h^2 + 1) \sqrt{h^2 + 1} - h^3 \right\}. \end{aligned}$$

2) The normal vector is

$$\mathbf{N}(u, v) = \frac{\partial \mathbf{r}}{\partial u} \times \frac{\partial \mathbf{r}}{\partial v} = \begin{vmatrix} \mathbf{e}_1 & \mathbf{e}_2 & \mathbf{e}_3 \\ \frac{1}{2} \frac{1}{\sqrt{u}} \cos v & \frac{1}{2} \frac{1}{\sqrt{u}} \sin v & 0 \\ -\sqrt{u} \sin v & \sqrt{u} \cos v & e^v \end{vmatrix} = \left(\frac{1}{2} \frac{e^v}{\sqrt{u}} \sin v, -\frac{1}{2} \frac{e^v}{\sqrt{u}} \cos v, \frac{1}{2} \right),$$

so the weight function becomes

$$\|\mathbf{N}(u, v)\| = \sqrt{\frac{1}{4} \frac{e^{2v}}{u} + \frac{1}{4}} = \frac{1}{2\sqrt{u}} \sqrt{e^{2v} + u}.$$

Then we have the following reduction of the surface integral

$$\begin{aligned} \int_{\mathcal{F}} z^2 \, dS &= \int_1^2 \left\{ \int_{\frac{1}{2} \ln u}^{\frac{1}{2} \ln(2u)} e^{2v} \cdot \frac{1}{2} \cdot \frac{1}{\sqrt{u}} \cdot \sqrt{e^{2v} + u} \, dv \right\} du \\ &= \frac{1}{2} \cdot \frac{1}{2} \int_1^2 \left\{ \int_{v=\frac{1}{2} \ln u}^{\frac{1}{2} \ln(2u)} \frac{1}{\sqrt{u}} \sqrt{e^{2v} + u} \, d(e^{2v}) \right\} du \\ &= \frac{1}{4} \int_1^2 \frac{1}{\sqrt{u}} \cdot \frac{2}{3} \left[(t+u)^{\frac{3}{2}} \right]_{t=u}^{t=2u} du = \frac{1}{6} \int_1^2 \frac{1}{\sqrt{u}} \left\{ (3u)^{\frac{3}{2}} - (2u)^{\frac{3}{2}} \right\} du \\ &= \frac{1}{6} (3\sqrt{3} - 2\sqrt{2}) \int_1^2 u \, du = \frac{1}{12} (3\sqrt{3} - 2\sqrt{2}) [u^2]_1^2 = \frac{1}{4} (3\sqrt{3} - 2\sqrt{2}). \end{aligned}$$

3) The normal vector is

$$\mathbf{N}(u, v) = \frac{\partial \mathbf{r}}{\partial u} \times \frac{\partial \mathbf{r}}{\partial v} = \begin{vmatrix} \mathbf{e}_1 & \mathbf{e}_2 & \mathbf{e}_3 \\ \frac{1}{2} \frac{1}{\sqrt{u}} \cos v & \frac{1}{2} \frac{1}{\sqrt{u}} \sin v & 0 \\ -\sqrt{u} \sin v & \sqrt{u} \cos v & \frac{3}{2} \sqrt{v} \end{vmatrix} = \left(\frac{3}{4} \sqrt{\frac{v}{u}} \sin v, -\frac{3}{4} \sqrt{\frac{v}{u}} \cos v, \frac{1}{2} \right),$$

and the weight function is

$$\|\mathbf{N}(u, v)\| = \sqrt{\frac{9}{16} \frac{v}{u} + \frac{1}{4}} = \frac{3}{4} \sqrt{\frac{v}{u} + \frac{4}{9}}.$$

Finally, we get the following reduction of the surface integral

$$\begin{aligned} \int_{\mathcal{F}} (x^2 + y^2) \, dS &= \int_1^2 \left\{ \int_0^u (u \cos^2 v + u \sin^2 v) \cdot \frac{3}{4} \sqrt{\frac{v+4}{u+9}} \, dv \right\} du \\ &= \frac{3}{4} \int_1^2 \left\{ \int_0^u \sqrt{\frac{v+4}{u+9}} \, dv \right\} du = \frac{3}{4} \int_1^2 \left\{ \int_0^u \sqrt{v+\frac{4}{9}} \cdot \sqrt{u} \, dv \right\} du \\ &= \frac{3}{4} \cdot \frac{2}{3} \int_1^2 \sqrt{u} \left[\left(v + \frac{4}{9} u \right)^{\frac{3}{2}} \right]_0^u du = \frac{1}{2} \int_1^2 \sqrt{u} \left\{ \left(\frac{13}{9} u \right)^{\frac{3}{2}} - \left(\frac{4}{9} u \right)^{\frac{3}{2}} \right\} du \\ &= \frac{1}{2} \cdot \frac{1}{27} (13\sqrt{13} - 8) \int_1^2 u^2 \, du = \frac{7}{162} (13\sqrt{13} - 8). \end{aligned}$$

4) The normal vector is

$$\begin{aligned} \mathbf{N}(u, v) &= \frac{\partial \mathbf{r}}{\partial u} \times \frac{\partial \mathbf{r}}{\partial v} = \begin{vmatrix} \mathbf{e}_1 & \mathbf{e}_2 & \mathbf{e}_3 \\ 1 & 2u & 3u^2 \\ 1 & 2v & 3v^2 \end{vmatrix} = (6uv^2 - 6u^2v, 3u^2 - 3v^2, 2v - 2u) \\ &= (6uv(vu), 3(u+v)(u-v), 2(v-u)) = (v-u)(6uv, -3(u+v), 2). \end{aligned}$$

Hence the weight function

$$\|\mathbf{N}(u, v)\| = |v-u| \sqrt{36u^2v^2 + 9(u^2 + 2uv + v^2) + 4}.$$

This expression looks very impossible, so we can only hope for that some factor of the integrand cancels the unfortunate square root.

The integrand is given in the parameters of the surface by

$$\begin{aligned} x^3 + 2z - 3xy &= (u+v)^3 + 2(u^3 + v^3) - 3(u+v)(u^2 + v^2) \\ &= u^3 + 3u^2v + 3uv^2 + v^3 + 2u^3 + 2v^3 - 3u^3 - 3u^2v - 3uv^2 - 3v^3 \\ &= 0. \end{aligned}$$

Luckily, the surface of integration \mathcal{F} is a zero surface of the integrand, so there is nothing to worry about,

$$\int_{\mathcal{F}} (x^3 + 2z - 3xy) \, dS = 0.$$

Example 27.9 Let \mathcal{F} be the sphere of centrum $(0,0,0)$ and radius a , and let

$$f(x, y, z) = \alpha(x^2 + y^2 - 2z^2) + \beta xy,$$

where α and β are constants. Calculate the surface integrals

$$Q = \int_{\mathcal{F}} f(x, y, z) \, dS \quad \text{and} \quad \mathbf{P} = \int_{\mathcal{F}} (x, y, z) f(x, y, z) \, dS.$$

A Surface integral.

D Exploit the symmetry of the sphere, since this is far easier than just to insert into some formula. Note that there are several possibilities of insertion into standard formulæ, though none of them looks promising.

I It follows by the symmetry that

$$\int_{\mathcal{F}} x^2 \, dS = \int_{\mathcal{F}} y^2 \, dS = \int_{\mathcal{F}} z^2 \, dS,$$

and that

$$\int_{\mathcal{F}} xy \, dS = 0.$$

Then it is immediate that

$$Q = \alpha \left(\int_{\mathcal{F}} x^2 \, dS + \int_{\mathcal{F}} y^2 \, dS - 2 \int_{\mathcal{F}} z^2 \, dS \right) + \beta \int_{\mathcal{F}} xy \, dS = 0.$$



> Apply now

REDEFINE YOUR FUTURE
AXA GLOBAL GRADUATE PROGRAM 2015

redefining / standards 

agence.cdg © Photonistop



A similar symmetric consideration shows that if $g(x, y, z)$ is a homogeneous polynomial of odd degree, then

$$\int_{\mathcal{F}} g(x, y, z) \, dS = 0.$$

Split \mathcal{F} into the eight surfaces occurring by the intersections by the three coordinate planes. By assuming that $g(x, y, z)$ is *odd*, it follows by the symmetry of the sphere that the surfaces can be paired in such a way that the sum of the surface integrals over each pair is zero. (The details are left to the reader).

Since $x f(x, y, z)$, $y f(x, y, z)$ and $z f(x, y, z)$ all are homogeneous of degree 3, we conclude that

$$\mathbf{P} = \mathbf{0}.$$

REMARK. We shall for obvious reasons skip the traditional variants which give a lot of tedious computations. The reason for including this example is of course to demonstrate that one in some cases may benefit from the symmetry. \diamond

Example 27.10 Let \mathcal{F} be the sphere given by $r = a$ and let R denote the distance from the point (x, y, z) on the sphere to the point $(0, 0, w)$ on the Z -axis. Calculate

$$U(w) = \int_{\mathcal{F}} \frac{1}{R} \, dS.$$

One may assume that $w \geq 0$. The cases $w = a$ and $w = 0$, however, must be treated separately.

A Surface integral.

D We may for symmetric reasons assume that $w \geq 0$. We shall first check where $\frac{1}{R}$ is harmonic. To this end we use the mean value theorem, whenever possible. Then proceed by calculating $U(w)$ directly. We get some special cases, when either $w = a$ or $w = 0$. We have an improper integral in the former case and lots of symmetry in the latter one.

I Clearly,

$$\frac{1}{R} = \frac{1}{\sqrt{x^2 + y^2 + (z - w)^2}} = \{x^2 + y^2 + (z - w)^2\}^{-\frac{1}{2}}.$$

It follows immediately for $w = 0$ that

$$U(0) = \int_{\mathcal{F}} \frac{1}{a} \, dS = \frac{1}{a} \text{area}(\mathcal{F}) = 4\pi a.$$

REMARK. It can be mentioned aside that we get by using a so-called *Riesz transformation* that

$$U(w) = U(0) = 4\pi a \quad \text{for } -a < w < a.$$

However, *Riesz-transformations* cannot be assumed for most readers, so we shall here give a straight proof instead. \diamond

It follows from the expression of $\frac{1}{R}$ that $U(-w) = U(w)$, and we have again explained why we can choose $w \geq 0$.

First attempt. We first check if $\frac{1}{R}$ is harmonic for $(x, y, z) \neq (0, 0, w)$. We find

$$\frac{\partial}{\partial x} \left(\frac{1}{R} \right) = -x \left(\frac{1}{R} \right)^3,$$

and

$$\frac{\partial^2}{\partial x^2} \left(\frac{1}{R} \right) = - \left(\frac{1}{R} \right)^3 - 3x \left(\frac{1}{R} \right) \cdot \left\{ -x \left(\frac{1}{R} \right)^3 \right\} = - \left(\frac{1}{R} \right)^3 + 3x^2 \left(\frac{1}{R} \right)^5.$$

Then by the symmetry,

$$\begin{aligned} \frac{\partial^2}{\partial x^2} \left(\frac{1}{R} \right) + \frac{\partial^2}{\partial y^2} \left(\frac{1}{R} \right) + \frac{\partial^2}{\partial z^2} \left(\frac{1}{R} \right) &= -3 \left(\frac{1}{R} \right)^3 + 3 \left(\frac{1}{R} \right)^5 \{x^2 + y^2 + (z - w)^2\} \\ &= -3 \left(\frac{1}{R} \right)^3 + 3 \left(\frac{1}{R} \right)^5 \cdot R^2 = 0, \end{aligned}$$

and the function is harmonic for $(x, y, z) \neq (0, 0, w)$.

It follows when $w > a$ from the mean value theorem that

$$U(w) = \int_{\mathcal{F}} \frac{1}{R} \, dS = \frac{1}{R(0, 0, 0)} \text{area}(\mathcal{F}) = \frac{4\pi a^2}{w}, \quad w > a,$$

hence in general

$$U(w) = \frac{4\pi a^2}{|w|} \quad \text{for } |w| > a.$$

Note that when $|w| < a$, we cannot use the argument above because of the singularity at $(0, 0, w)$ for $\frac{1}{R}$ which then lies inside K .

Second attempt. Split the surface \mathcal{F} into an upper surface \mathcal{F}_1 and a lower surface \mathcal{F}_2 . Then

$$z = \sqrt{a^2 - x^2 - y^2} \text{ on } \mathcal{F}_1, \quad z = -\sqrt{a^2 - x^2 - y^2} \text{ on } \mathcal{F}_2.$$

The surface element is in rectangular coordinates given by

$$dS = \frac{a}{\sqrt{a^2 - x^2 - y^2}} \, dx \, dy, \quad x^2 + y^2 < a^2,$$

and we have

$$R = \sqrt{x^2 + y^2 + (z - w)^2} = \sqrt{a^2 - (a^2 - x^2 - y^2) + (\pm\sqrt{a^2 - x^2 - y^2} - w)^2},$$

where the sign $+$ is used on \mathcal{F}_1 , and the sign $-$ on \mathcal{F}_2 .

Let S be the disc $\varrho^2 = x^2 + y^2 < a^2$. Then

$$\begin{aligned}
 U(w) &= \int_{\mathcal{F}} \frac{1}{R} dS = \int_{\mathcal{F}_1} \frac{1}{R} dS + \int_{\mathcal{F}_2} \frac{1}{R} dS \\
 &= \int_0^{2\pi} \left\{ \int_0^a \frac{1}{\sqrt{a^2 - (a^2 - \varrho^2) + (\sqrt{a^2 - \varrho} - w)^2}} \cdot \frac{a\varrho}{\sqrt{a^2 - \varrho^2}} d\varrho \right\} d\varphi \\
 &\quad + \int_0^{2\pi} \left\{ \int_0^a \frac{1}{\sqrt{a^2 - (a^2 - \varrho^2) + (\sqrt{a^2 - \varrho} + w)^2}} \cdot \frac{a\varrho}{\sqrt{a^2 - \varrho^2}} d\varrho \right\} d\varphi \\
 &= 2\pi a \int_0^a \left\{ \frac{1}{\sqrt{a^2 - t^2 + (t - w)^2}} + \frac{1}{\sqrt{a^2 - t^2 + (t + w)^2}} \right\} dt \\
 &= 2\pi a \int_0^a \left\{ \frac{1}{\sqrt{a^2 + w^2 - 2tw}} + \frac{1}{\sqrt{a^2 + w^2 + 2tw}} \right\} dt \\
 &= 2\pi a \left[\frac{\sqrt{a^2 + w^2 - 2tw}}{-w} + \frac{\sqrt{a^2 + w^2 + 2tw}}{w} \right]_0^a \\
 &= \frac{2\pi a}{w} \left\{ -\sqrt{a^2 + w^2 - 2aw} + \sqrt{a^2 + w^2 + 2aw} + \sqrt{a^2} - \sqrt{a^2} \right\} \\
 &= \frac{2\pi a}{w} \{|a + w| - |a - w|\}.
 \end{aligned}$$

For $w = 0$ we get instead (cf. the above)

$$U(0) = 2\pi a \int_0^a \left\{ \frac{1}{\sqrt{a^2}} + \frac{1}{\sqrt{a^2}} \right\} dt = 2\pi a \cdot \frac{2}{a} \cdot a = 4\pi a,$$

in agreement with the previous result.

If $0 < w < a$, then

$$U(w) = \frac{2\pi a}{w} (a + w - a + w) = 4\pi a,$$

cf. the previous remark about the *Riesz transformation*.

When $w = a$, then $U(a) = 4\pi a$.

When $w > a$, then

$$U(w) = \frac{2\pi a}{w} (a + w + a - w) = \frac{4\pi a^2}{w},$$

cf. the result on harmonic functions.

Summarizing,

$$U(w) = \begin{cases} 4\pi a & \text{for } |w| \leq a, \\ \frac{4\pi a^2}{|w|} & \text{for } |w| > a. \end{cases}$$



The advertisement features a central logo for BI Norwegian Business School, consisting of a blue square with the letters 'BI' in white. Surrounding this central logo is a large, colorful, multi-dimensional graphic made of many thin, rectangular bars of various colors (red, orange, yellow, green, blue, purple) that radiate outwards, resembling a stylized sunburst or a cluster of data points. Each bar is labeled with a business program name in a color matching the bar. The programs listed are: Business, Strategic Marketing Management, International Business, Leadership & Organisational Psychology, Shipping Management, and Financial Economics. Below the main graphic, the BI Norwegian Business School logo is repeated in a larger, solid blue box. To the right of the graphic, the text 'Empowering People. Improving Business.' is written in a large, blue, sans-serif font. Below this, a paragraph of text describes the school's size and programs. Further down, a list of four MSc programs is provided. At the bottom right, the website address 'www.bi.edu/master' is listed. In the bottom left corner, there is a logo for EFMD EQUIS ACCREDITED.

**Empowering People.
Improving Business.**

BI Norwegian Business School is one of Europe's largest business schools welcoming more than 20,000 students. Our programmes provide a stimulating and multi-cultural learning environment with an international outlook ultimately providing students with professional skills to meet the increasing needs of businesses.

BI offers four different two-year, full-time Master of Science (MSc) programmes that are taught entirely in English and have been designed to provide professional skills to meet the increasing need of businesses. The MSc programmes provide a stimulating and multi-cultural learning environment to give you the best platform to launch into your career.

- MSc in Business
- MSc in Financial Economics
- MSc in Strategic Marketing Management
- MSc in Leadership and Organisational Psychology

www.bi.edu/master

BI NORWEGIAN BUSINESS SCHOOL

EFMD
EQUIS
ACCREDITED



Example 27.11 A surface of revolution \mathcal{F} is given in semi-polar coordinates (ϱ, φ, z) by

$$z = \varrho^2, \quad \varrho \in [0, 2], \quad \varphi \in [0, 2\pi].$$

Sketch the meridian curve \mathcal{M} , and calculate the surface integral

$$\int_{\mathcal{F}} \frac{1}{\sqrt{1+4z}} \, dS.$$

A Surface integral.

D Follow the guidelines.

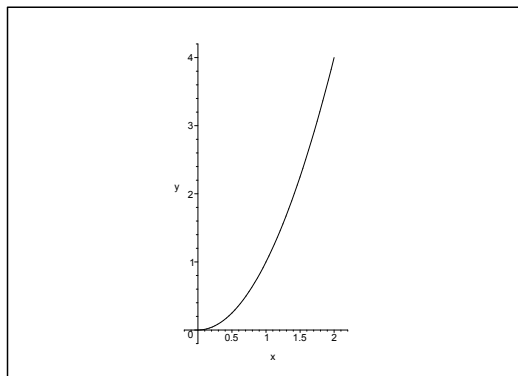


Figure 27.33: The meridian curve \mathcal{M} .

I The surface element is $dS = P \, d\varphi \, ds$, where $P = \varrho(z) = \sqrt{z}$ and

$$ds = \sqrt{1 + \left(\frac{d\varrho}{dz}\right)^2} \, dz = \sqrt{1 + \left(\frac{1}{2} \cdot \frac{1}{\sqrt{z}}\right)^2} \, dz,$$

hence

$$\begin{aligned} \int_{\mathcal{F}} \frac{1}{\sqrt{1+4z}} \, dS &= 2\pi \int_0^4 \frac{1}{1+4z} \cdot \sqrt{z} \cdot \sqrt{1 + \frac{1}{4z}} \, dz \\ &= 2\pi \int_0^4 \frac{\sqrt{z}}{1+4z} \cdot \sqrt{\frac{1+4z}{4z}} \, dz = \frac{2\pi}{2} \int_0^4 dz = 4\pi. \end{aligned}$$

Example 27.12 A surface of revolution \mathcal{F} is in semi-polar coordinates (ϱ, φ, z) given by

$$z = \varrho^3, \quad \varrho \in \left[0, \frac{1}{2}\right], \quad \varphi \in [0, 2\pi].$$

Sketch the meridian curve \mathcal{M} , and find the line element ds on this curve. Then calculate the surface integral

$$\int_{\mathcal{F}} \frac{\varrho^2}{1 + 9z\varrho} dS.$$

A Surface integral.

D Follow the guidelines.

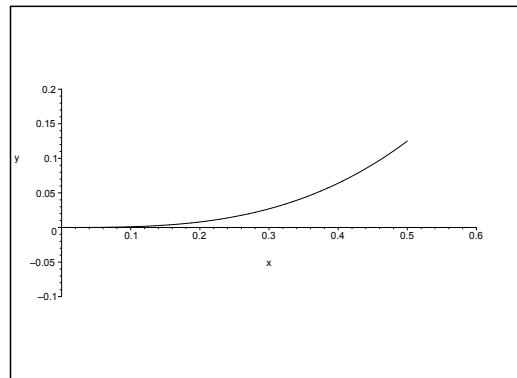


Figure 27.34: The meridian curve \mathcal{M} .

I It follows from $\frac{dz}{d\varrho} = 3\varrho^2$ that the line element is

$$ds = \sqrt{1 + \left(\frac{dz}{d\varrho}\right)^2} d\varrho = \sqrt{1 + 9\varrho^4} d\varrho, \quad \varrho \in \left[0, \frac{1}{2}\right],$$

and accordingly the surface element

$$dS = \varrho \sqrt{1 + 9\varrho^4} d\varrho d\varphi, \quad \varrho \in \left[0, \frac{1}{2}\right], \quad \varphi \in [0, 2\pi].$$

We have $z = \varrho^3$ on \mathcal{F} , so by insertion into the surface integral,

$$\begin{aligned} \int_{\mathcal{F}} \frac{\varrho^2}{1 + 9z\varrho} dS &= 2\pi \int_0^{\frac{1}{2}} \frac{\varrho^2}{1 + 9\varrho^4} \cdot \varrho \sqrt{1 + 9\varrho^4} d\varrho = 2\pi \int_0^{\frac{1}{2}} \frac{\varrho^3}{\sqrt{1 + 9\varrho^4}} d\varrho = \frac{2\pi}{4 \cdot 9} \int_1^{\frac{25}{16}} \frac{du}{\sqrt{u}} \\ &= \frac{2\pi}{36} [2\sqrt{u}]_1^{(5/4)^2} = \frac{4\pi}{36} \left(\frac{5}{4} - 1\right) = \frac{\pi}{36}. \end{aligned}$$

Example 27.13 The surface \mathcal{F} is given by

$$z = g(x, y) = \frac{y^2}{x} + \frac{3}{4}x, \quad (x, y) \in E,$$

where

$$E = \{(x, y) \in \mathbb{R}^2 \mid 1 \leq x \leq 2, 0 \leq y \leq x^2\}.$$

Prove that

$$\sqrt{1 + \left(\frac{\partial g}{\partial x}\right)^2 + \left(\frac{\partial g}{\partial y}\right)^2} = \left(\frac{y}{x}\right)^2 + \frac{5}{4},$$

and then calculate the surface integral $\int_{\mathcal{F}} x \, dS$.

A Surface integral.

D Follow the guidelines.

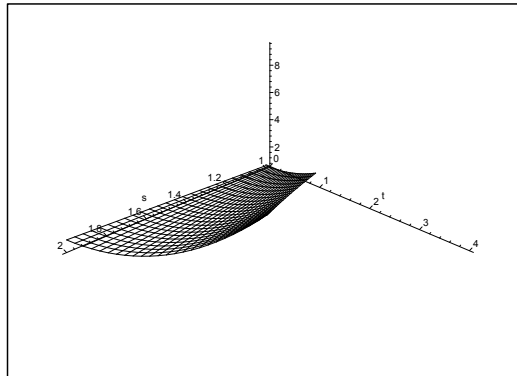


Figure 27.35: The surface \mathcal{F} .

I It follows from

$$\frac{\partial g}{\partial x} = -\frac{y^2}{x^2} + \frac{3}{4}, \quad \frac{\partial g}{\partial y} = 2\frac{y}{x}$$

that

$$\begin{aligned} 1 + \left(\frac{\partial g}{\partial x}\right)^2 + \left(\frac{\partial g}{\partial y}\right)^2 &= 1 + \left\{-\frac{y^2}{x^2} + \frac{3}{4}\right\}^2 + 4 \cdot \frac{y^2}{x^2} \\ &= 1 + \left(\frac{y}{x}\right)^4 - \frac{3}{2}\left(\frac{y}{x}\right) + \frac{9}{16} + 4\left(\frac{y}{x}\right)^2 = \left\{\left(\frac{y}{x}\right)^2\right\}^2 + \frac{5}{2}\left(\frac{y}{x}\right)^2 + \frac{25}{16} \\ &= \left\{\left(\frac{y}{x}\right)^2\right\}^2 + 2 \cdot \left(\frac{y}{x}\right) \cdot \frac{5}{4} + \left(\frac{5}{4}\right)^2 = \left\{\left(\frac{y}{x}\right)^2 + \frac{5}{4}\right\}^2, \end{aligned}$$

hence

$$\sqrt{1 + \left(\frac{\partial g}{\partial x}\right)^2 + \left(\frac{\partial g}{\partial y}\right)^2} = \left(\frac{y}{x}\right)^2 + \frac{5}{4}.$$

Then by the usual reduction of the surface integral to a plane integral,

$$\begin{aligned} \int_{\mathcal{F}} x \, dS &= \int_E x \sqrt{1 + \left(\frac{\partial g}{\partial x}\right)^2 + \left(\frac{\partial g}{\partial y}\right)^2} \, dx \, dy = \int_E \left\{ \left(\frac{y}{x}\right)^2 + \frac{5}{4} \right\} x \, dx \, dy \\ &= \int_1^2 \left\{ \int_0^{x^2} \left(\frac{y^2}{x} + \frac{5}{4} x \right) \, dy \right\} \, dx = \int_1^2 \left[\frac{y^3}{3x} + \frac{5}{4} xy \right]_{y=0}^{x^2} \, dx \\ &= \int_1^2 \left\{ \frac{x^6}{3x} + \frac{5}{4} x^3 \right\} \, dx = \int_1^2 \left\{ \frac{1}{3} x^5 + \frac{5}{4} x^3 \right\} \, dx \\ &= \left[\frac{1}{18} x^6 + \frac{5}{16} x^4 \right]_1^2 = \frac{64}{18} + \frac{5}{16} \cdot 16 - \frac{1}{18} - \frac{5}{16} = \frac{63}{18} + \frac{75}{16} = \frac{7}{2} + \frac{75}{16} = \frac{131}{16}. \end{aligned}$$

Need help with your dissertation?

Get in-depth feedback & advice from experts in your topic area. Find out what you can do to improve the quality of your dissertation!

Get Help Now



Go to www.helpmyassignment.co.uk for more info

 **Helpmyassignment**

Example 27.14 A plane curve \mathcal{L} is given by the parametric description

$$(x, y) = (\cos t, -2 \ln \sin t), \quad t \in \left[\frac{\pi}{6}, \frac{\pi}{2} \right].$$

1. Show that the line element ds is given by

$$ds = \frac{2 - \sin^2 t}{\sin t} dt.$$

A cylinder surface \mathcal{C} with \mathcal{L} as its leading curve is given in the following way:

$$x = \cos t, \quad y = -2 \ln \sin t, \quad z \in [0, \sin t], \quad t \in \left[\frac{\pi}{6}, \frac{\pi}{2} \right].$$

2. Calculate the surface integral $\int_{\mathcal{C}} xz \, dS$.

A Curve element and surface integral.

D Follow the guidelines; apply the formula of the surface integral over a cylinder surface.

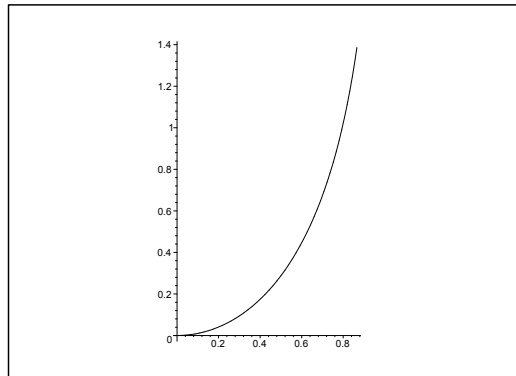


Figure 27.36: The leading curve \mathcal{L} .

I 1) From

$$\frac{dx}{dt} = -\sin t \quad \text{and} \quad \frac{dy}{dt} = -2 \frac{\cos t}{\sin t},$$

follows that

$$\begin{aligned} \left(\frac{dx}{dt} \right)^2 + \left(\frac{dy}{dt} \right)^2 &= \sin^2 t + \frac{4 \cos^2 t}{\sin^2 t} = \frac{1}{\sin^2 t} \{ (\sin^2 t)^2 - 4 \sin^2 t + 4 \} \\ &= \left\{ \frac{2 - \sin^2 t}{\sin t} \right\}^2, \end{aligned}$$

hence

$$ds = \sqrt{\left(\frac{dx}{dt} \right)^2 + \left(\frac{dy}{dt} \right)^2} dt = \left| \frac{2 - \sin^2 t}{\sin t} \right| dt = \frac{2 - \sin^2 t}{\sin t} dt, \quad t \in \left[\frac{\pi}{6}, \frac{\pi}{2} \right].$$

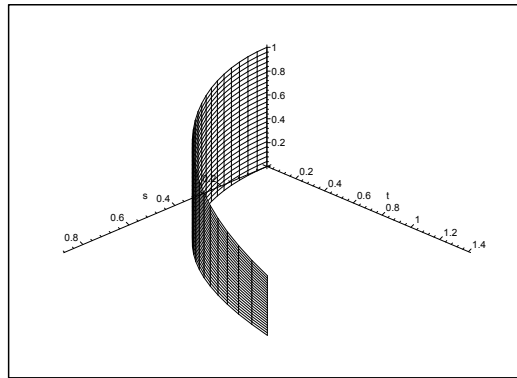


Figure 27.37: The surface \mathcal{F} .

2) Then the surface integral is calculated by means of the formula of an integral over a cylinder surface,

$$\begin{aligned} \int_C xz \, dS &= \int_{\mathcal{L}} \left\{ \int_0^{\sin t} \cos t \cdot z \, dz \right\} ds = \int_{\mathcal{L}} \cos t \cdot \left[\frac{z^2}{2} \right]_0^{\sin t} ds \\ &= \int_{\frac{\pi}{6}}^{\frac{\pi}{2}} \cos t \cdot \frac{1}{2} \sin^2 t \cdot \frac{2 - \sin^2 t}{\sin t} dt = \frac{1}{2} \int_{\frac{\pi}{6}}^{\frac{\pi}{2}} \{2 \sin t - \sin^3 t\} \cos t \, dt \\ &= \frac{1}{2} \left[\sin^2 t - \frac{1}{4} \sin^4 t \right]_{\frac{\pi}{6}}^{\frac{\pi}{2}} = \frac{1}{2} \left\{ 1 - \frac{1}{4} - \frac{1}{2} + \frac{1}{4} \left(\frac{1}{2} \right)^4 \right\} \\ &= \frac{1}{128} \{64 - 16 - 32 + 1\} = \frac{17}{128}. \end{aligned}$$

Brain power



By 2020, wind could provide one-tenth of our planet's electricity needs. Already today, SKF's innovative know-how is crucial to running a large proportion of the world's wind turbines.

Up to 25 % of the generating costs relate to maintenance. These can be reduced dramatically thanks to our systems for on-line condition monitoring and automatic lubrication. We help make it more economical to create cleaner, cheaper energy out of thin air.

By sharing our experience, expertise, and creativity, industries can boost performance beyond expectations. Therefore we need the best employees who can meet this challenge!

The Power of Knowledge Engineering

Plug into The Power of Knowledge Engineering.
Visit us at www.skf.com/knowledge





Example 27.15 Let \mathcal{F} denote the surface given by the parametric description

$$\mathbf{r}(u, v) = ((a + u) \cos v, (a + u) \sin v, av), \quad (u, v) \in E,$$

where

$$E = \{(u, v) \in \mathbb{R}^2 \mid 0 \leq u \leq a, 0 \leq v \leq 2\pi\},$$

and where $a \in \mathbb{R}_+$ is a given constant.

Calculate the surface integral

$$\int_{\mathcal{F}} \frac{z^2}{\sqrt{a^2 + x^2 + y^2}} dS.$$

A Surface integral.

D First find the weight function, i.e. the length of each normal vector in the normal vector field.

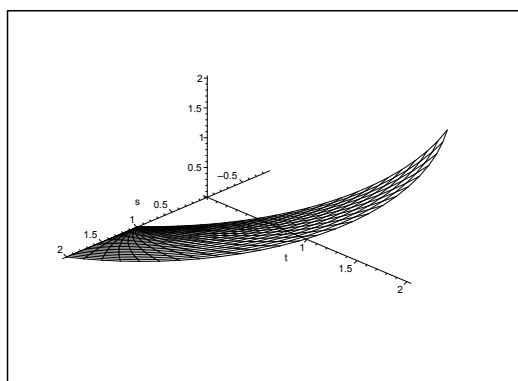


Figure 27.38: The surface \mathcal{F} for $a = 1$.

I It follows from

$$\frac{\partial \mathbf{r}}{\partial u} = (\cos v, \sin v, 0), \quad \frac{\partial \mathbf{r}}{\partial v} = (-(a + u) \sin v, (a + u) \cos v, a),$$

that the normal vector is given by

$$\mathbf{N}(u, v) = \begin{vmatrix} \mathbf{e}_1 & \mathbf{e}_2 & \mathbf{e}_3 \\ \cos v & \sin v & 0 \\ -(a + u) \sin v & (a + u) \cos v & a \end{vmatrix} = (a \sin v, a \cos v, a + u),$$

hence

$$\|\mathbf{N}(u, v)\| = \sqrt{a^2 + (a + u)^2}.$$

Then we can calculate the surface integral,

$$\begin{aligned}
 \int_{\mathcal{F}} \frac{z^2}{\sqrt{a^2+x^2+y^2}} dS &= \int_E \frac{a^2v^2}{\sqrt{a^2+(a+u)^2}} \cdot \|\mathbf{N}(u,v)\| du dv \\
 &= a^2 \int_0^a \left\{ \int_0^{2u} v^2 dv \right\} du = a^2 \int_0^a \left[\frac{v^3}{3} \right]_0^{2u} du \\
 &= \frac{8}{3} a^2 \int_0^a u^3 du = \frac{2}{3} a^2 \cdot a^4 = \frac{2}{3} a^6.
 \end{aligned}$$



What do you want to do?

No matter what you want out of your future career, an employer with a broad range of operations in a load of countries will always be the ticket. Working within the Volvo Group means more than 100,000 friends and colleagues in more than 185 countries all over the world. We offer graduates great career opportunities – check out the Career section at our web site www.volvogroup.com. We look forward to getting to know you!

VOLVO
AB Volvo (publ)
www.volvogroup.com

VOLVO TRUCKS | RENAULT TRUCKS | MACK TRUCKS | VOLVO BUSES | VOLVO CONSTRUCTION EQUIPMENT | VOLVO PENTA | VOLVO AERO | VOLVO IT
VOLVO FINANCIAL SERVICES | VOLVO 3P | VOLVO POWERTRAIN | VOLVO PARTS | VOLVO TECHNOLOGY | VOLVO LOGISTICS | BUSINESS AREA ASIA



Example 27.16 A surface of revolution \mathcal{O} is in semi-polar coordinates (ϱ, φ, z) given by

$$\varrho \in [0, 2a], \quad \varphi \in [0, 2\pi], \quad z = \sqrt{a^2 + \varrho^2},$$

where $a \in \mathbb{R}_+$ is some given constant.

- 1) Sketch the meridian curve \mathcal{M} .
- 2) Show that the line element ds on \mathcal{M} is given by

$$ds = \sqrt{\frac{a^2 + 2\varrho^2}{a^2 + \varrho^2}} d\varrho.$$

- 3) Calculate the line integral

$$\int_{\mathcal{M}} z \varrho ds.$$

- 4) Calculate the surface integral

$$\int_{\mathcal{O}} \frac{1}{z^2 \sqrt{z^2 + \varrho^2}} dS.$$

- A** Surface of revolution, line integral and surface integral.
D Standard example.

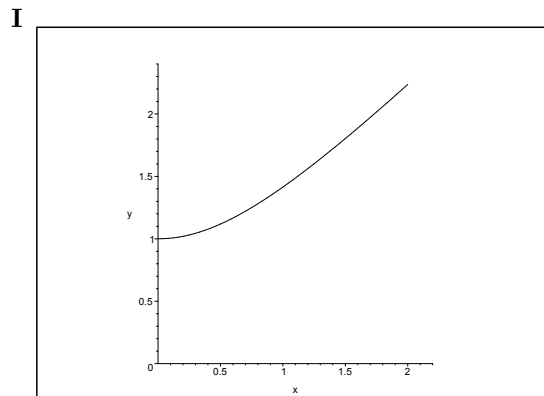


Figure 27.39: The meridian curve \mathcal{M} for $a = 1$.

It follows from

$$dz = \frac{\varrho}{\sqrt{a^2 + \varrho^2}} d\varrho,$$

that

$$ds = \sqrt{(d\varrho)^2 + (dz)^2} = \sqrt{1 + \frac{\varrho^2}{a^2 + \varrho^2}} d\varrho = \sqrt{\frac{a^2 + 2\varrho^2}{a^2 + \varrho^2}} d\varrho.$$

2) We conclude from 2) that

$$\begin{aligned} \int_{\mathcal{M}} z \rho \, ds &= \int_0^{2a} \sqrt{a^2 + \rho^2} \cdot \rho \cdot \sqrt{\frac{a^2 + 2\rho^2}{a^2 + \rho^2}} \, d\rho = \int_0^{2a} \sqrt{a^2 + 2\rho^2} \cdot \rho \, d\rho \\ &= \frac{1}{4} \cdot \frac{2}{3} \left[(a^2 + 2\rho^2)^{\frac{3}{2}} \right]_{\rho=0}^{2a} = \frac{1}{6} \left\{ (9a^2)^{\frac{3}{2}} \right\} = \frac{1}{6} a^3 (3^3 - 1) = \frac{26}{6} a^3 = \frac{13}{3} a^3. \end{aligned}$$

3) Again we get by first applying the result of 2),

$$\begin{aligned} \int_{\mathcal{O}} \frac{1}{z^2 \sqrt{z^2 + \rho^2}} \, dS &= 2\pi \int_0^{2\pi} \frac{1}{(a^2 + \rho^2) \sqrt{a^2 + 2\rho^2}} \cdot \rho \sqrt{\frac{a^2 + 2\rho^2}{a^2 + \rho^2}} \, d\rho \\ &= 2\pi \int_0^{2a} (a^2 + \rho^2)^{-\frac{3}{2}} \rho \, d\rho = 2\pi \left[-\frac{1}{\sqrt{a^2 + \rho^2}} \right]_{\rho=0}^{2a} \\ &= 2\pi \left(\frac{1}{a} - \frac{1}{\sqrt{5}} \cdot \frac{1}{a} \right) = \frac{2\pi}{a} \left(1 - \frac{1}{\sqrt{5}} \right) = \frac{2(5 - \sqrt{5})\pi}{5a}. \end{aligned}$$

gaiTeye
Challenge the way we run

EXPERIENCE THE POWER OF FULL ENGAGEMENT...

**RUN FASTER.
RUN LONGER..
RUN EASIER...**

**READ MORE & PRE-ORDER TODAY
WWW.GAITEYE.COM**

Example 27.17 A surface of revolution \mathcal{O} is in semi-polar coordinates given by

$$\varrho \in [a, 2a], \quad \varphi \in [0, 2\pi], \quad z = 2a - \frac{\varrho^2}{a},$$

where $a \in \mathbb{R}_+$ is some given constant.

1) Sketch the meridian curve \mathcal{M} , and show that the line element ds on \mathcal{M} is given by

$$ds = \frac{1}{a} \sqrt{a^2 + 4\varrho^2} d\varrho.$$

2) Calculate the line integral

$$\int_{\mathcal{M}} \sqrt{2 - \frac{z}{a}} ds.$$

3) Calculate the surface integral

$$\int_{\mathcal{O}} \frac{1}{az + 9\varrho^2} dS.$$

A Line integral and surface integral.

D Apply the standard methods.

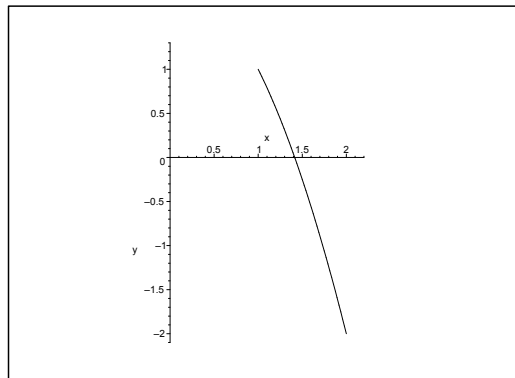


Figure 27.40: The meridian curve \mathcal{M} for $a = 1$.

I 1) When we use the parametric description

$$\mathcal{M}: \quad (\varrho, z) = \left(\varrho, 2a - \frac{\varrho^2}{a} \right), \quad \varrho \in [a, 2a],$$

the square of the weight function becomes

$$\left(\frac{d\varrho}{d\varrho} \right)^2 + \left(\frac{dz}{d\varrho} \right)^2 = 1 + \left(-\frac{2\varrho}{a} \right)^2 = \frac{1}{a^2} (a^2 + 4\varrho^2),$$

hence

$$ds = \frac{1}{a} \sqrt{a^2 + 4\varrho^2} d\varrho.$$

2) Then by 1) and the substitution $t = 4\rho^2$,

$$\begin{aligned} \int_{\mathcal{M}} \sqrt{2 - \frac{z}{a}} \, ds &= \int_a^{2a} \sqrt{2 - \left(2 - \frac{\rho^2}{a^2}\right)} \cdot \frac{1}{a} \sqrt{a^2 + 4\rho^2} \, d\rho \\ &= \int_a^{2a} \frac{\rho}{a^2} \sqrt{a^2 + 4\rho^2} \, d\rho = \frac{1}{8a^2} \int_{4a^2}^{16a^2} \sqrt{a^2 + t} \, dt \\ &= \frac{1}{8a^2} \left[\frac{2}{3} (a^2 + t)^{\frac{3}{2}} \right]_{4a^2}^{16a^2} = \frac{1}{12a^2} \left\{ (17a^2)^{\frac{3}{2}} - (5a^2)^{\frac{3}{2}} \right\} \\ &= \frac{17\sqrt{17} - 5\sqrt{5}}{12} a. \end{aligned}$$

3) By first intersecting the surface \mathcal{O} with the planes $z = \text{constant}$, we get

$$\begin{aligned} \int_{\mathcal{O}} \frac{1}{az + 9\rho^2} \, dS &= \int_{\mathcal{M}} \frac{2\pi\rho}{a \left(2a - \frac{\rho^2}{a}\right) + 9\rho^2} \, ds = \int_a^{2a} \frac{2\pi\rho}{2a^2 + 8\rho^2} \cdot \frac{1}{a} \sqrt{a^2 + 4\rho^2} \, d\rho \\ &= \frac{\pi}{a} \int_a^{2a} \frac{\rho}{\sqrt{a^2 + 4\rho^2}} \, d\rho = \frac{\pi}{a} \left[\frac{1}{4} \sqrt{a^2 + 4\rho^2} \right]_a^{2a} = \frac{\pi}{4a} \left\{ \sqrt{17a^2} - \sqrt{5a^2} \right\} \\ &= \frac{\pi}{4} \left(\sqrt{17} - \sqrt{5} \right). \end{aligned}$$

Example 27.18 A surface of revolution \mathcal{O} is in semi-polar coordinates (ρ, φ, z) given by

$$\rho = \sqrt{z^2 + 2az}, \quad z \in [a, 2a], \quad \varphi \in [0, 2\pi],$$

where a is some positive constant. The meridian curve of the surface is denoted by \mathcal{M} .

- 1) Explain why \mathcal{M} is a subset of a conic section, and indicate its type and centrum. Then sketch \mathcal{M} .
- 2) Show that the line element ds on \mathcal{M} is given by

$$ds = \sqrt{\frac{2z^2 + 4az + a^2}{z^2 + 2az}} \, dz.$$

- 3) Calculate the surface integral

$$\int_{\mathcal{O}} \frac{|x|(z+a)}{\sqrt{x^2 + y^2}} \, dS.$$

- 4) Explain why \mathcal{O} is a subset of a surface of a conic section. Find its type and centrum.

A Conic sections, meridian curve, surface integral.

D If only the surface integral is calculated in semi-polar coordinates, the rest is purely standard.

I 1) We get by a squaring and a rearrangement that \mathcal{M} is a subset of the point set given by

$$(z+a)^2 - \rho^2 = a^2.$$

This describes in the whole PZ -plane an hyperbola of centrum $(0, -a)$ and half axes a and a .

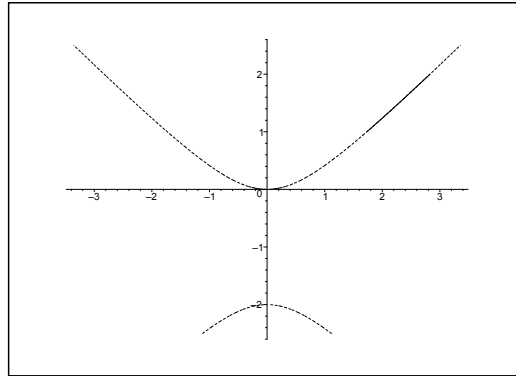


Figure 27.41: The meridian curve \mathcal{M} and the corresponding conic section (dotted) for $a = 1$.

2) The line element on \mathcal{M} is given by

$$\begin{aligned} ds &= \sqrt{1 + \left(\frac{d\rho}{dz}\right)^2} dz = \sqrt{1 + \left(\frac{2z + 2a}{2\sqrt{z^2 + 2az}}\right)^2} dz \\ &= \sqrt{1 + \frac{z^2 + 2az + a^2}{z^2 + 2az}} dz = \sqrt{\frac{2z^2 + 4az + a^2}{z^2 + 2az}} dz. \end{aligned}$$

3) First express the integrand in semi-polar coordinates on the surface:

$$f(x, y, z) = \frac{|x|(z+a)}{\sqrt{x^2+y^2}} = \frac{\rho |\cos \varphi| (z+a)}{\rho} = |\cos \varphi| (z+a).$$

Then the surface integral becomes

$$\begin{aligned} \int_{\mathcal{O}} \frac{|x|(z+a)}{\sqrt{x^2+y^2}} dS &= \int_a^{2a} \left\{ \int_0^{2\pi} |\cos \varphi| (z+a) \rho(z) d\varphi \right\} \sqrt{\frac{2z^2 + 4az + a^2}{z^2 + 2az}} dz \\ &= 2 \int_{-\frac{\pi}{2}}^{\frac{\pi}{2}} \cos \varphi d\varphi \cdot \int_a^{2a} (z+a) \sqrt{z^2 + 2az} \cdot \sqrt{\frac{2z^2 + 4az + a^2}{z^2 + 2az}} dz \\ &= 4 \int_a^{2a} (z+a) \sqrt{2z^2 + 4az + a^2} dz \\ &= \int_{z=a}^{2a} \sqrt{2z^2 + 4az + a^2} d(2z^2 + 4az + a^2) \\ &= \frac{2}{3} \left[(2z^2 + 4az + a^2)^{\frac{3}{2}} \right]_{z=a}^{2a} \\ &= \frac{2}{3} \left\{ (8a^2 + 8a^2 + a^2)^{\frac{3}{2}} - (2a^2 + 4a^2 + a^2)^{\frac{3}{2}} \right\} \\ &= \frac{2}{3} \left\{ (17a^2)^{\frac{3}{2}} - (7a^2)^{\frac{3}{2}} \right\} = \frac{2}{3} \{17\sqrt{17} - 7\sqrt{7}\} a^3. \end{aligned}$$

4) The curve \mathcal{M} is a part of an hyperbola, cf. 1), and the axis of rotation intersects the foci of the hyperbola. We therefore conclude that \mathcal{O} is a subset of an hyperboloid of revolution with two nets and centrum $(0, 0, -a)$.

We get the equation of the hyperboloid of revolution by replacing ρ^2 by $x^2 + y^2$ in the expression from 1),

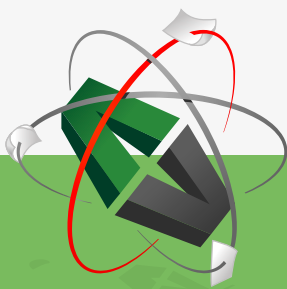
$$(z + a)^2 - x^2 - y^2 = a^2,$$

or in its standard form,

$$\left(\frac{z + a}{a}\right)^2 - \left(\frac{x}{a}\right)^2 - \left(\frac{y}{a}\right)^2 = 1.$$

The surface \mathcal{O} is the subset which lies between the planes $z = a$ and $z = 2a$.

This e-book
is made with
SetaPDF



PDF components for PHP developers

www.setasign.com



Example 27.19 A surface of revolution \mathcal{O} is in semi-polar coordinates (ϱ, φ, z) given by

$$0 \leq \varphi \leq 2\pi, \quad a \leq \varrho \leq 2a, \quad z = a \ln \frac{\varrho}{a},$$

where a is some positive constant.

1) Sketch the meridian curve \mathcal{M} , and find the line element ds on \mathcal{M} .

2) Calculate the line integral

$$\int_{\mathcal{M}} \frac{1}{\sqrt{a^2 + \varrho^2}} ds.$$

3) Calculate the surface integral

$$\int_{\mathcal{O}} \left(x + a \exp \frac{z}{a} \right) dS.$$

A Surface of revolution, meridian curve, line integral, surface integral.

D Standard example.

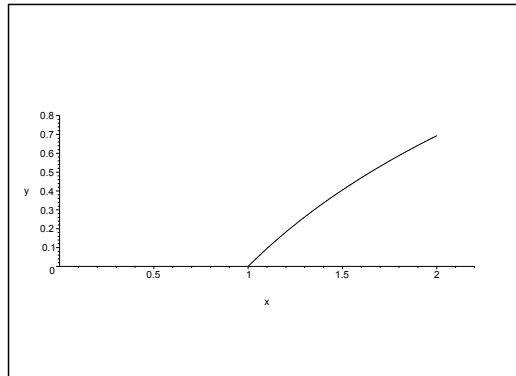


Figure 27.42: The meridian curve \mathcal{M} for $a = 1$.

I 1) The line element ds on \mathcal{M} is given by

$$ds = \sqrt{1 + \left(\frac{dz}{d\varrho} \right)^2} d\varrho = \sqrt{1 + \left(\frac{a}{\varrho} \right)^2} d\varrho = \frac{\sqrt{a^2 + \varrho^2}}{\varrho} d\varrho.$$

2) By using ϱ as variable it follows from 1) that

$$\int_{\mathcal{M}} \frac{1}{\sqrt{a^2 + \varrho^2}} ds = \int_a^{2a} \frac{1}{\sqrt{a^2 + \varrho^2}} \cdot \frac{\sqrt{a^2 + \varrho^2}}{\varrho} d\varrho = \int_a^{2a} \frac{d\varrho}{\varrho} = [\ln \varrho]_a^{2a} = \ln 2.$$

3) The surface element on \mathcal{O} is given by

$$dS = \varrho \, d\varphi \, ds = \varrho \frac{\sqrt{a^2 + \varrho^2}}{\varrho} \, d\varphi \, d\varrho = \sqrt{a^2 + \varrho^2} \, d\varrho \, d\varphi,$$

so accordingly the surface integral

$$\begin{aligned} \int_{\mathcal{O}} \left\{ x + a \exp\left(\frac{z}{a}\right) \right\} dS &= \int_0^{2\pi} \left\{ \int_a^{2a} \left(\varrho \cos \varphi + a \exp\left(\frac{a \ln \frac{\varrho}{a}}{a}\right) \right) \sqrt{a^2 + \varrho^2} \, d\varrho \right\} d\varphi \\ &= 0 + 2\pi \int_a^{2a} \varrho \sqrt{a^2 + \varrho^2} \, d\varrho = \pi \int_{\varrho=a}^{2a} (a^2 + \varrho^2)^{\frac{1}{2}} \, d(a^2 + \varrho^2) \\ &= \pi \cdot \frac{2}{3} \left[(a^2 + \varrho^2)^{\frac{3}{2}} \right]_{\varrho=a}^{2a} = \frac{2\pi}{3} \left\{ (5a^2)^{\frac{3}{2}} - (2a^2)^{\frac{3}{2}} \right\} \\ &= \frac{2\pi}{3} (5\sqrt{5} - 2\sqrt{2}) a^3. \end{aligned}$$

Example 27.20 A surface \mathcal{F} is given by the parametric description

$$\mathbf{r}(u, v) = (e^u, e^v, u + v), \quad u^2 + v^2 \leq 1.$$

1) Show that the normal vector of the surface is given by

$$\mathbf{N}(u, v) = (-e^u, -e^v, e^{u+v}).$$

2) Find an equation of the tangent plane of \mathcal{F} at the point $\mathbf{r}(0, 0)$.

3) Calculate the surface integral

$$\int_{\mathcal{F}} \frac{1}{\sqrt{x^2 + y^2 + e^{2z}}} \, dS.$$

A Surface integral.

D Use that $dS = \|\mathbf{N}(u, v)\| \, du \, dv$.

I 1) We conclude from

$$\frac{\partial \mathbf{r}}{\partial u} = (e^u, 0, 1) \quad \text{and} \quad \frac{\partial \mathbf{r}}{\partial v} = (0, e^v, 1),$$

that

$$\mathbf{N}(u, v) = \frac{\partial \mathbf{r}}{\partial u} \times \frac{\partial \mathbf{r}}{\partial v} = \begin{vmatrix} \mathbf{e}_x & \mathbf{e}_y & \mathbf{e}_z \\ e^u & 0 & 1 \\ 0 & e^v & 1 \end{vmatrix} = (-e^v, -e^u, e^{u+v}).$$

2) From $\mathbf{r}(0, 0) = (1, 1, 0)$ and the normal vector $\mathbf{N}(0, 0) = (-1, -1, 1)$ we get the equation of the tangent plane

$$0 = \mathbf{N}(0, 0, 0) \cdot (x - 1, y - 1, z) = (-1, -1, 1) \cdot (x - 1, y - 1, z) = -x + 1 - y + 1 + z,$$

hence by a rearrangement

$$x + y - z = 2.$$

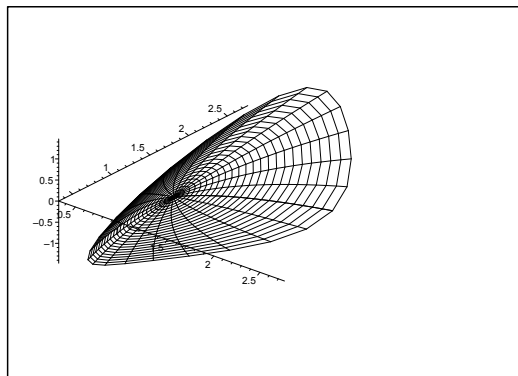


Figure 27.43: The surface \mathcal{F} .

3) From $\|\mathbf{N}(u, v)\|^2 = e^{2v} + e^{2u} + e^{2u+2v}$ follows that

$$\int_{\mathcal{F}} \frac{1}{\sqrt{x^2 + y^2 + e^{2z}}} \, dS = \int_{u^2+v^2 \leq 1} \frac{\sqrt{e^{2u} + e^{2v} + e^{2u+2v}}}{\sqrt{e^{2u} + e^{2v} + e^{2u+2v}}} \, du \, dv = \pi \cdot 1^2 = \pi.$$

www.sylvania.com

We do not reinvent
the wheel we reinvent
light.

Fascinating lighting offers an infinite spectrum of possibilities: Innovative technologies and new markets provide both opportunities and challenges. An environment in which your expertise is in high demand. Enjoy the supportive working atmosphere within our global group and benefit from international career paths. Implement sustainable ideas in close cooperation with other specialists and contribute to influencing our future. Come and join us in reinventing light every day.

Light is OSRAM

**OSRAM
SYLVANIA**



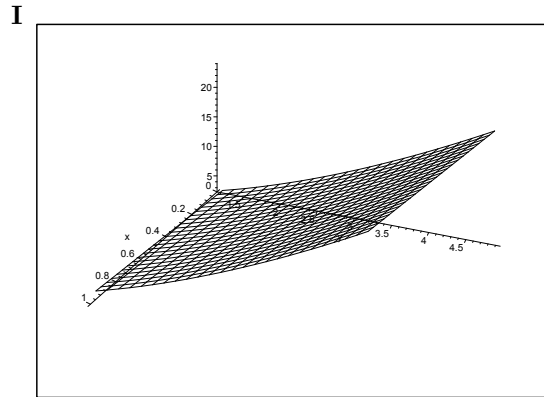


Figure 27.44: The surface of **Example 27.21.1**.

27.4 Examples of surface area

Example 27.21 Calculate in each of the following cases the surface area of a surface \mathcal{F} , which is the graph of a function in two variables, hence

$$\mathcal{F} = \{(x, y, z) \mid (x, y) \in E, z = Z(x, y)\}.$$

1) The surface integral $\int_{\mathcal{F}} dS$, where

$$Z(x, y) = 1 + 2x + 2y\sqrt{y}, \quad (x, y) \in [0, 1] \times \left[\frac{11}{9}, \frac{44}{9}\right].$$

2) The surface integral $\int_{\mathcal{F}} dS$, where

$$Z(x, y) = \frac{x^2}{2} + 3y, \quad \text{where } -1 \leq x \leq 1 \text{ and } -\frac{1}{6}x^2 \leq y \leq 1.$$

3) The surface integral $\int_{\mathcal{F}} dS$, where

$$Z(x, y) = \frac{y}{x^2 + y^2}, \text{ where } 1 \leq x^2 + y^2 \leq 2.$$

A Surface area in rectangular coordinates.

D Find the weight function

$$\|\mathbf{N}\| = \sqrt{1 + \left(\frac{\partial g}{\partial x}\right)^2 + \left(\frac{\partial g}{\partial y}\right)^2} = \sqrt{1 + \|\nabla g\|^2},$$

and then compute the surface integral with the integrand 1.

Here $\nabla g = (2, 3\sqrt{y})$, so the weight function is

$$\sqrt{1 + \|\nabla g\|^2} = \sqrt{1 + 4 + 9y} = \sqrt{5 + 9y},$$

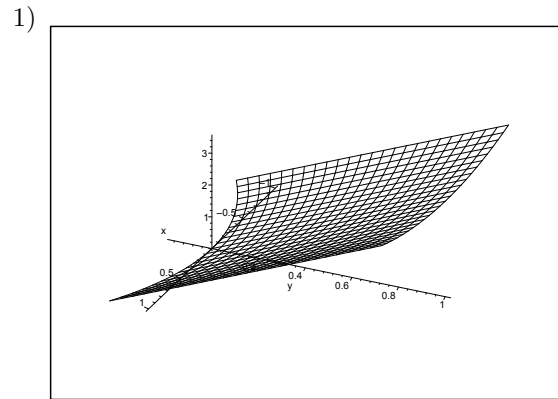


Figure 27.45: The surface of **Example 27.21.2**.

and we can setup the surface integral

$$\begin{aligned} \int_{\mathcal{F}} dS &= \int_E \sqrt{5+9y} \, dx \, dy = \int_{\frac{11}{9}}^{\frac{44}{9}} \sqrt{5+9y} \, dy = \frac{1}{9} \cdot \frac{2}{3} \left[(5+9y)^{\frac{3}{2}} \right]_{\frac{11}{9}}^{\frac{44}{9}} \\ &= \frac{2}{27} \left\{ 49^{\frac{3}{2}} - 16^{\frac{3}{2}} \right\} = \frac{2}{27} \{ 7^3 - 4^3 \} = \frac{2}{27} (343 - 64) = \frac{2}{27} \cdot 279 = \frac{2 \cdot 31}{3} = \frac{62}{3}. \end{aligned}$$

2) We get from $\nabla g = (x, 3)$ that $\sqrt{1 + \|\nabla g\|^2} = \sqrt{10 + x^2}$. The surface area is

$$\begin{aligned} \int_{\mathcal{F}} dS &= \int_E \sqrt{10+x^2} \, dx \, dy = \int_{-1}^1 \left\{ \int_{-\frac{x^2}{6}}^1 \sqrt{10+x^2} \, dy \right\} dx \\ &= \int_{-1}^1 \left(1 + \frac{x^2}{6} \right) \sqrt{10+x^2} \, dx = \frac{2}{6} \int_0^1 (6+x^2) \sqrt{10+x^2} \, dx. \end{aligned}$$

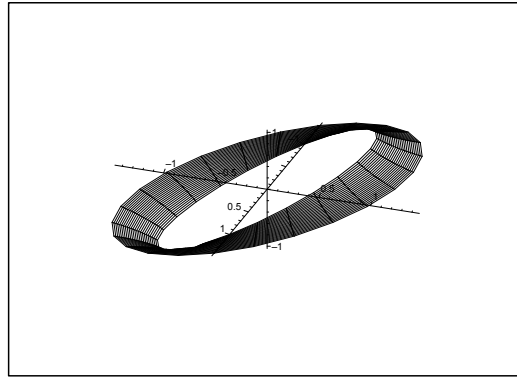


Figure 27.46: The surface of **Example 27.21.3**.

Then by the substitution $x = \sqrt{10} \sinh t$, $t = \operatorname{Arsinh}\left(\frac{x}{\sqrt{10}}\right)$,

$$\begin{aligned}
 \int_{\mathcal{F}} dS &= \frac{1}{3} \int_0^{\operatorname{Arsinh}(\frac{1}{\sqrt{10}})} (6 + 10 \sinh^2 t) \cdot \sqrt{10} \cosh t \cdot \sqrt{10} \cosh t dt \\
 &= \frac{20}{3} \int_0^{\operatorname{Arsinh}(\frac{1}{\sqrt{10}})} (3 + 5 \sinh^2 t) \cosh^2 t dt \\
 &= \frac{20}{3} \int_0^{\operatorname{Arsinh}(\frac{1}{\sqrt{10}})} \left\{ \frac{3}{2}(1 + \cosh 2t) + \frac{5}{4} \sinh^2 2t \right\} dt \\
 &= \frac{5}{3} \int_0^{\operatorname{Arsinh}(\frac{1}{\sqrt{10}})} \left\{ 6 + 6 \cosh 2t + \frac{5}{2}(\cosh 4t - 1) \right\} dt \\
 &= \frac{5}{6} \int_0^{\operatorname{Arsinh}(\frac{1}{\sqrt{10}})} \{7 + 12 \cosh 2t + 5 \cosh 4t\} dt \\
 &= \frac{5}{6} \left[7t + 6 \sinh 2t + \frac{5}{4} \sinh 4t \right]_0^{\operatorname{Arsinh}(\frac{1}{\sqrt{10}})} \\
 &= \frac{5}{6} \left[7t + 12 \sinh t \sqrt{1 + \sinh^2 t} + 5 \sinh t \sqrt{1 + \sinh^2 t} \cdot (1 + 2 \sinh^2 t) \right]_0^{\operatorname{Arsinh}(\frac{1}{\sqrt{10}})} \\
 &= \frac{5}{6} \left\{ 7 \ln \left(\frac{1}{\sqrt{10}} + \sqrt{\frac{11}{10}} \right) + 12 \cdot \frac{1}{\sqrt{10}} \cdot \sqrt{\frac{11}{10}} + 5 \cdot \frac{1}{\sqrt{10}} \cdot \sqrt{\frac{11}{10}} \cdot \left(1 + \frac{2}{10} \right) \right\} \\
 &= \frac{5}{6} \left\{ 7 \ln \left(\frac{1 + \sqrt{11}}{\sqrt{10}} \right) + \frac{12}{10} \cdot \sqrt{11} + \frac{6}{10} \cdot \sqrt{11} \right\} = \frac{35}{12} \ln \left(\frac{6 + \sqrt{11}}{5} \right) + \frac{3}{2} \cdot \sqrt{11}.
 \end{aligned}$$

3) Here

$$\nabla g = \left(-\frac{2xy}{(x^2 + y^2)^2}, \frac{x^2 - y^2}{(x^2 + y^2)^2} \right) = \frac{1}{(x^2 + y^2)^2} (-2xy, x^2 - y^2),$$

so

$$\|\nabla g\|^2 = \frac{1}{(x^2 + y^2)^4} (4x^2y^2 + (x^2 - y^2)^2) = \frac{1}{(x^2 + y^2)^2}.$$

The surface area is

$$\begin{aligned}
 \int_{\mathcal{F}} dS &= \int_E \frac{1}{x^2 + y^2} \sqrt{1 + (x^2 + y^2)^2} dx dy = 2\pi \int_0^{\sqrt{2}} \frac{\sqrt{1 + \rho^4}}{\rho^2} \rho d\rho \\
 &= \frac{2\pi}{4} \int_1^{\sqrt{2}} \frac{\sqrt{1 + \rho^4}}{\rho^4} \cdot 4\rho^3 d\rho = \frac{\pi}{2} \int_1^{\sqrt{2}} \frac{1+t}{t} dt = \frac{\pi}{2} \int_{\sqrt{2}}^{\sqrt{5}} \frac{u \cdot 2u}{u^2 - 1} du \\
 &= \pi \int_{\sqrt{2}}^{\sqrt{5}} \left\{ 1 + \frac{1}{2} \frac{1}{u-1} - \frac{1}{2} \frac{1}{u+1} \right\} du = \pi \left[u + \frac{1}{2} \ln \frac{u-1}{u+1} \right]_{\sqrt{2}}^{\sqrt{5}} \\
 &= \pi \left\{ \sqrt{5} - \sqrt{2} + \frac{1}{2} \ln \left(\frac{\sqrt{5}-1}{\sqrt{5}+1} \cdot \frac{\sqrt{2}+1}{\sqrt{2}-1} \right) \right\} \\
 &= \pi \left\{ \sqrt{5} - \sqrt{2} + \ln \left(\frac{(\sqrt{5}-1)(\sqrt{2}+1)}{2} \right) \right\} \\
 &= \pi \{ \sqrt{5} - \sqrt{2} + \ln(\sqrt{5}-1) + \ln(\sqrt{2}+1) - \ln 2 \}.
 \end{aligned}$$



Discover the truth at www.deloitte.ca/careers

Deloitte.

© Deloitte & Touche LLP and affiliated entities.



Click on the ad to read more

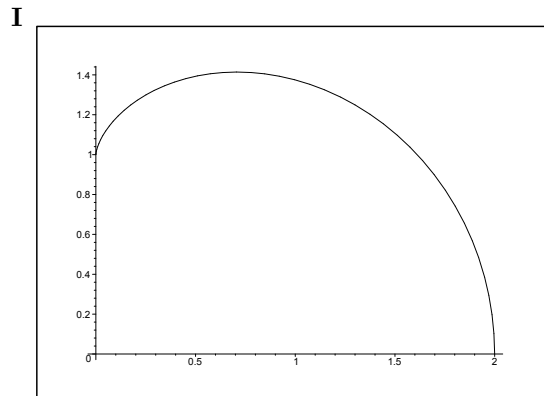


Figure 27.47: The meridian curve \mathcal{M} of **Example 27.22.1**.

Example 27.22 Calculate in each of the following cases the surface area of a surface of revolution \mathcal{O} , which is given by a meridian curve \mathcal{M} in the meridian half plane, in which ϱ and z are the rectangular coordinates.

1) The surface area $\int_{\mathcal{O}} dS$, where the meridian curve \mathcal{M} is given by the parametric description

$$(\varrho, z) = (2 \sin^3 t, 3 \cos t - 2 \cos^3 t), \quad t \in \left[0, \frac{\pi}{2}\right].$$

2) The surface area $\int_{\mathcal{O}} dS$, where the meridian curve \mathcal{N} is given by the parametric description

$$(\varrho, z) = (a \sin^3 t, a \cos^3 t), \quad t \in [0, \pi].$$

3) The surface area $\int_{\mathcal{O}} dS$, where the meridian curve \mathcal{M} is given by the parametric description

$$(\varrho, z) = (b \sin t, a \cos t), \quad t \in [0, \pi].$$

4) The surface area $\int_{\mathcal{O}} dS$, where the meridian curve \mathcal{M} is given by $z^2 + \varrho^2 = az$.

5) The surface area $\int_{\mathcal{O}} dS$, where the meridian curve \mathcal{M} is given by $\varrho = z^3$ for $x \in [0, 1]$.

A Surface area of a surface of revolution.

D Use either semi-polar or spherical coordinates and the area element $\varrho d\varphi ds$, where ds is the line element, thus if e.g. $z = g(\varrho)$, then

$$ds = \sqrt{1 + g'(\varrho)^2} d\varrho,$$

and similarly.

We get from

$$\mathbf{r}(t) = (2 \sin^3 t, 3 \cos t - 2 \cos^3 t)$$

that

$$\mathbf{r}'(t) = (6 \sin^2 t \cdot \cos t, -3 \sin t + 6 \cos^2 t \cdot \sin t),$$

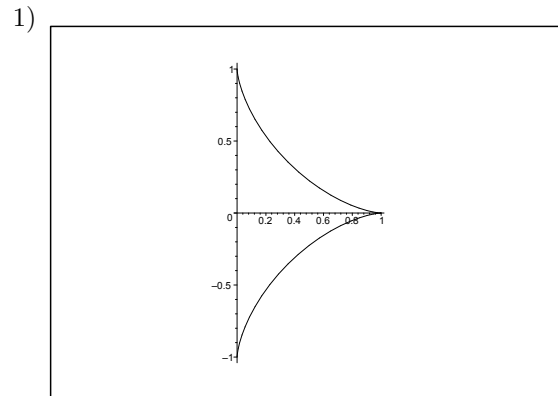


Figure 27.48: The meridian curve \mathcal{M} of **Example 27.22.2** for $a = 1$.

hence

$$\begin{aligned} \|\mathbf{r}'(t)\|^2 &= (6 \sin^2 t \cdot \cos t)^2 + (-3 \sin t + 6 \cos^2 t \cdot \sin t)^2 \\ &= 36 \sin^4 t \cdot \cos^2 t + 9 \sin^2 t (2 \cos^2 t - 1)^2 \\ &= 9 \sin^2 t (\sin^2 2t + \cos^2 2t) = 9 \sin^2 t, \end{aligned}$$

and accordingly

$$ds = \|\mathbf{r}'(t)\| dt = 3|\sin t| dt = 3 \sin t dt \quad \text{for } t \in \left[0, \frac{\pi}{2}\right].$$

Then

$$\begin{aligned} \int_{\mathcal{O}} dS &= \int_0^{2\pi} \left\{ \int_0^{\frac{\pi}{2}} 2 \sin^3 t \cdot 3 \sin t dt \right\} d\varphi = 2\pi \cdot 6 \int_0^{\frac{\pi}{2}} \sin^4 t dt \\ &= 3\pi \int_0^{\frac{\pi}{2}} \{2 \sin^2 t\}^2 dt = 3\pi \int_0^{\frac{\pi}{2}} (1 - \cos 2t)^2 dt \\ &= 3\pi \int_0^{\frac{\pi}{2}} \left\{1 - 2 \cos 2t + \frac{1}{2} + \frac{1}{2} \cos 4t\right\} dt = 3\pi \cdot \frac{3}{2} \cdot \frac{\pi}{2} = \frac{9\pi^2}{4}. \end{aligned}$$

2) It follows from $\mathbf{r}(t) = a(\sin^3 t, \cos^3 t)$ that

$$\mathbf{r}'(t) = a(3 \sin^2 t \cos t, -3 \cos^2 t \sin t) = 3a \sin t \cdot \cos t(\sin t, -\cos t),$$

hence

$$\|\mathbf{r}'(t)\| = 3a \sin t \cdot |\cos t|, \quad t \in [0, \pi].$$

(Remember the absolute value). The line element is given by

$$ds = \|\mathbf{r}'(t)\| dt = 3a \sin t |\cos t| dt.$$

Finally, it follows from $\varrho d\varphi = a \sin^3 t d\varphi$ that

$$\begin{aligned} \int_{\mathcal{O}} dS &= \int_0^{2\pi} \left\{ \int_0^{\text{black}\pi} a \sin^3 t \cdot 3a \sin t |\cos t| dt \right\} d\varphi \\ &= 2\pi \cdot 3a^2 \cdot 2 \int_0^{\frac{\pi}{2}} \sin^4 t \cos t dt = \frac{2\pi}{5} a^2. \end{aligned}$$

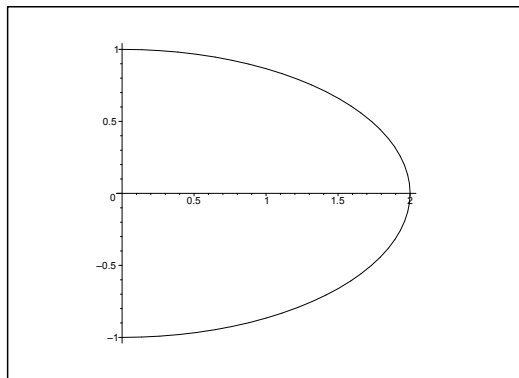


Figure 27.49: The meridian curve \mathcal{M} of **Example 27.22.3** for $a = 1$ og $b = 2$.

3) Here

$$ds = \|\mathbf{r}'(t)\| dt = \sqrt{b^2 \cos^2 t + a^2 \sin^2 t} dt = \sqrt{a^2 + (b^2 - a^2) \cos^2 t} dt, \quad t \in [0, \pi],$$

hence

$$\int_{\mathcal{O}} dS = \int_0^{2\pi} \left\{ \int_0^\pi b \sin t \sqrt{a^2 + (b^2 - a^2) \cos^2 t} dt \right\} d\varphi = 4\pi b \int_0^1 \sqrt{a^2 + (b^2 - a^2)u^2} du.$$

We shall here consider three different cases.

a) If $a = b$, then

$$\int_{\mathcal{O}} dS = 4\pi a \int_0^1 a du = 4\pi a^2,$$

and the surface area of the sphere is $4\pi a^2$.

b) If $0 < b < a$, then

$$\int_{\mathcal{O}} dS = 4\pi b a \int_0^1 \sqrt{1 - \left(1 - \frac{b^2}{a^2}\right) u^2} du.$$

Then by the substitution $\sqrt{1 - \frac{b^2}{a^2}} u = \sin v$,

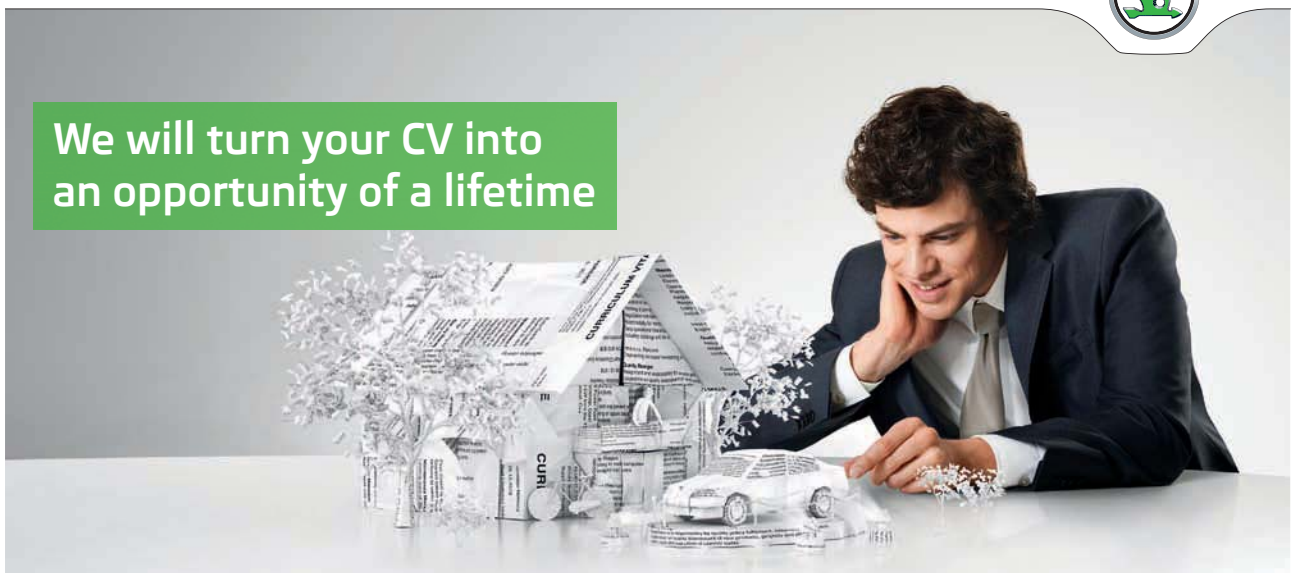
$$\begin{aligned} \int_{\mathcal{O}} dS &= 4\pi ab \int_0^{\text{Arccsin}(\sqrt{1 - \frac{b^2}{a^2}})} \sqrt{1 - \sin^2 v} \cdot \frac{1}{\sqrt{1 - \frac{b^2}{a^2}}} \cos v \, dv \\ &= \frac{4\pi ab}{\sqrt{1 - \frac{b^2}{a^2}}} \int_0^{\text{Arccos}(\frac{b}{a})} \cos^2 v \, dv = \frac{2\pi ab}{\sqrt{1 - \frac{b^2}{a^2}}} \int_0^{\text{Arccos}(\frac{b}{a})} (1 + \cos 2v) \, dv \\ &= \frac{2\pi ab}{\sqrt{1 - \frac{b^2}{a^2}}} \left\{ \text{Arccos} \left(\frac{b}{a} \right) + \left[\frac{1}{2} \sin 2v \right]_0^{\text{Arccos}(\frac{b}{a})} \right\} \\ &= \frac{2\pi ab}{\sqrt{1 - \frac{b^2}{a^2}}} \left\{ \text{Arccos} \left(\frac{b}{a} \right) + \sqrt{1 - \frac{b^2}{a^2}} \cdot \frac{b}{a} \right\} = \frac{2\pi ab}{\sqrt{1 - \frac{b^2}{a^2}}} \text{Arccos} \left(\frac{b}{a} \right) + 2\pi b^2. \end{aligned}$$

SIMPLY CLEVER

ŠKODA



We will turn your CV into
an opportunity of a lifetime



Do you like cars? Would you like to be a part of a successful brand?
We will appreciate and reward both your enthusiasm and talent.
Send us your CV. You will be surprised where it can take you.

Send us your CV on
www.employerforlife.com



Click on the ad to read more

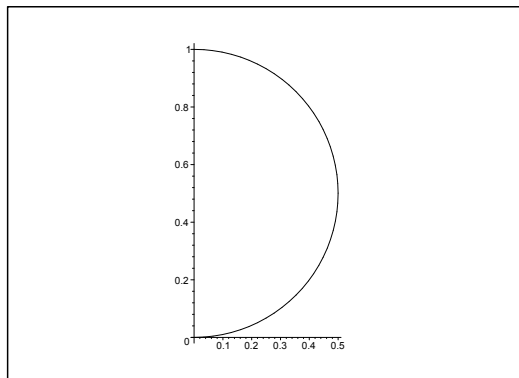


Figure 27.50: The meridian curve \mathcal{M} of **Example 27.22.4** and **Example 27.7.8** for $a = 1$.

c) If $0 < a < b$, then

$$\int_{\mathcal{O}} dS = 4\pi ab \int_0^1 \sqrt{1 + \left(\frac{b^2}{a^2} - 1\right) u^2} du.$$

Then by the substitution $\sqrt{\frac{b^2}{a^2} - 1} u = \sinh v$,

$$\begin{aligned} \int_{\mathcal{O}} dS &= 4\pi ab \int_0^{\operatorname{Arsinh}\left(\sqrt{\frac{b^2}{a^2}-1}\right)} \sqrt{1 + \sinh^2 v} \cdot \frac{1}{\sqrt{\frac{b^2}{a^2} - 1}} \cosh v dv \\ &= \frac{4\pi ab}{\sqrt{\frac{b^2}{a^2}}} \int_0^{\ln\left(\frac{b}{a} + \sqrt{\frac{b^2}{a^2}-1}\right)} \cosh^2 v dv = \frac{2\pi ab}{\sqrt{\frac{b^2}{a^2}}} \int_0^{\ln\left(\frac{b}{a} + \sqrt{\frac{b^2}{a^2}-1}\right)} (\cosh 2v + 1) dv \\ &= \frac{2\pi ab}{\sqrt{\frac{b^2}{a^2} - 1}} \left\{ \ln\left(\frac{b}{a} + \sqrt{\frac{b^2}{a^2} - 1}\right) + \sqrt{\frac{b^2}{a^2} - 1} \cdot \frac{b}{a} \right\} \\ &= \frac{2\pi ab}{\sqrt{\frac{b^2}{a^2} - 1}} \ln\left(\frac{b}{a} + \sqrt{\frac{b^2}{a^2} - 1}\right) + 2\pi b^2. \end{aligned}$$

4) It follows from the figure that the meridian curve is a half circle of radius $\frac{a}{2}$. Thus the integral $\int_{\mathcal{O}} dS$ is equal to the surface area of the sphere, i.e.

$$\int_{\mathcal{O}} dS = 4\pi \left(\frac{a}{2}\right)^2 = \pi a^2$$

according to **Example 27.22.3** with $a = b$.

ALTERNATIVELY,

$$\varrho = \sqrt{\left(\frac{a}{2}\right)^2 - \left(z - \frac{a}{2}\right)^2}, \quad \text{for } z \in [0, a],$$

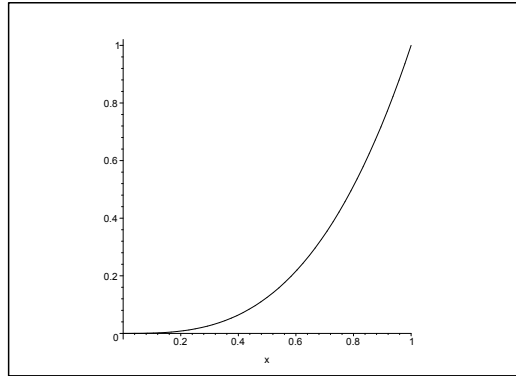


Figure 27.51: The meridian curve \mathcal{M} of **Example 27.22.5**.

in rectangular coordinates, so

$$ds = \sqrt{1 + \frac{\left(z - \frac{a}{2}\right)^2}{\left(\frac{a}{2}\right)^2 - \left(z - \frac{a}{2}\right)^2}} dz = \frac{a}{2} \frac{1}{\sqrt{\left(\frac{a}{2}\right)^2 - \left(z - \frac{a}{2}\right)^2}} dz.$$

Hence

$$\int_{\mathcal{O}} dS = 2\pi \int_0^a \sqrt{\left(\frac{a}{2}\right)^2} \cdot \frac{a}{2} \cdot \frac{1}{\sqrt{\left(\frac{a}{2}\right)^2 - \left(z - \frac{a}{2}\right)^2}} dz = 2\pi \cdot \frac{a}{2} \cdot a = \pi a^2.$$

ALTERNATIVELY, $r = a \cos \theta$, $\theta \in \left[0, \frac{\pi}{2}\right]$, in spherical coordinates, and

$$\rho = r \sin \theta = a \sin \theta \cos \theta,$$

and

$$ds = \sqrt{r^2 + \left(\frac{dr}{d\theta}\right)^2} d\theta = a d\theta,$$

hence

$$\int_{\mathcal{O}} dS = 2\pi \int_0^{\frac{\pi}{2}} a \sin \theta \cos \theta \cdot a d\theta = a^2 \pi [\sin^2 \theta]_0^{\frac{\pi}{2}} = a^2 \pi.$$

5) Since $ds = \sqrt{1 + 9z^4} dz$, we get

$$\begin{aligned} \int_{\mathcal{O}} dS &= 2\pi \int_0^1 z^3 \sqrt{1 + 9z^4} dz = \frac{2\pi}{4} \int_0^1 \sqrt{1 + 9t} dt \\ &= \frac{\pi}{2} \cdot \frac{1}{9} \cdot \frac{2}{3} \left[(1 + 9t)^{\frac{3}{2}} \right]_0^1 = \frac{\pi}{27} (10\sqrt{10} - 1). \end{aligned}$$

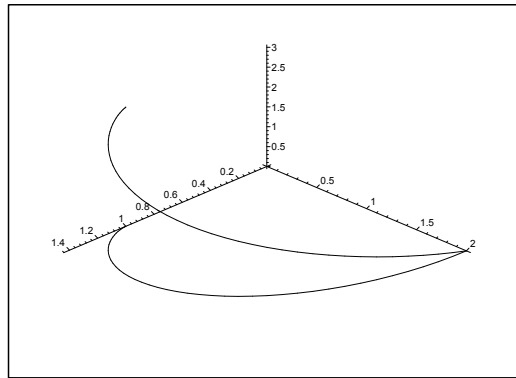


Figure 27.52: The space curve \mathcal{K} and its projection onto the (X, Y) -plane.

Example 27.23 Consider the space curve \mathcal{K} given by the parametric description

$$\mathbf{r}(t) = (3 \cos t - 2 \cos^3 t, 2 \sin^3 t, 3 \cos t), \quad t \in \left[0, \frac{\pi}{2}\right].$$

1. Show that the curve has a tangent at the points of the curve corresponding to $t \in \left]0, \frac{\pi}{2}\right[$.
2. Show that the curve has a tangent at the point corresponding to $t = 0$.
3. Find the length of \mathcal{K} .

The curve \mathcal{K} is projected onto the (X, Y) -plane in a curve \mathcal{K}^* . Let \mathcal{O} denote the surface of revolution which is obtained by rotating the curve \mathcal{K}^* once around the X -axis; and \mathcal{C} denotes the cylinder surface which has \mathcal{K}^* as its leading curve and the Z -axis as its direction of generators, and which is lying between the curve \mathcal{K} and the plane $z = -x$.

4. Find the area of \mathcal{O} .
5. Find the area of \mathcal{C} .

A Length of a space curve; area of a surface of revolution and a cylinder surface.

D Calculate $\mathbf{r}'(t)$ and show that $\mathbf{r}'(t) \neq \mathbf{0}$ in $\left]0, \frac{\pi}{2}\right[$. Check what happens for $t \rightarrow 0$. Find $\|\mathbf{r}'(t)\|$. Finally, calculate the surface areas.

I 1) We get by a differentiation

$$\begin{aligned} \mathbf{r}'(t) &= (-3 \sin t + 6 \cos^2 t \sin t, 6 \sin^2 t \cos t, -3 \sin t) \\ &= 3 \sin t (2 \cos^2 t - 1, 2 \sin t \cos t, -1) \\ &= 3 \sin t (\cos 2t, \sin 2t, -1). \end{aligned}$$

Clearly, $\mathbf{r}'(t) \neq \mathbf{0}$ for $t \in \left]0, \frac{\pi}{2}\right[$, hence the curve has a tangent in each of the points corresponding to $t \in \left]0, \frac{\pi}{2}\right[$.

2) It follows from

$$\frac{1}{3 \sin t} \mathbf{r}'(t) = (\cos 2t, \sin 2t, -1) \rightarrow (1, 0, -1) \neq (0, 0, 0) \quad \text{for } t \rightarrow 0,$$

that the curve has a tangent (actually a “half tangent”) at the point corresponding to $t = 0$.

3) From

$$\|\mathbf{r}'(t)\|^2 = (3 \sin t)^2 \cdot \{\cos^2 2t + \sin^2 2t + 1\} = (3\sqrt{2} \sin t)^2,$$

follows that the length of the curve \mathcal{K} is

$$\ell = 3\sqrt{2} \int_0^{\frac{\pi}{2}} \sin t \, dt = 3\sqrt{2}[-\cos t]_0^{\frac{\pi}{2}} = 3\sqrt{2}.$$

The projection of the curve onto the (X, Y) -plane has the parametric description

$$\tilde{\mathbf{r}}'(t) = (\cos t\{3 - 2 \cos^2 t\}, 2 \sin^3 t, 0), \quad t \in \left[0, \frac{\pi}{2}\right].$$

By glancing at 1) we get

$$\tilde{\mathbf{r}}'(t) = 3 \sin t (\cos 2t, \sin 2t, 0) \quad \text{and} \quad \|\tilde{\mathbf{r}}'(t)\| = 3 \sin t.$$

I joined MITAS because
I wanted **real responsibility**

The Graduate Programme
for Engineers and Geoscientists
www.discovermitas.com





Month 16

I was a construction supervisor in the North Sea advising and helping foremen solve problems

Real work
International opportunities
Three work placements







4) The surface area of \mathcal{O} is

$$\begin{aligned} \text{area}(\mathcal{O}) &= \int_0^{\frac{\pi}{2}} 2\pi \tilde{y}(t) \cdot \|\tilde{\mathbf{r}}'(t)\| dt \\ &= 2\pi \int_0^{\frac{\pi}{2}} 2 \sin^3 t \cdot 3 \sin t dt = 3\pi \int_0^{\frac{\pi}{2}} (2 \sin^2 t)^2 dt \\ &= 3\pi \int_0^{\frac{\pi}{2}} (1 - \cos 2t)^2 dt = 3\pi \int_0^{\frac{\pi}{2}} (1 - 2 \cos 2t + \cos^2 2t) dt \\ &= \frac{3\pi^2}{2} - 3\pi [\sin 2t]_0^{\frac{\pi}{2}} + \frac{3\pi}{2} \int_0^{\frac{\pi}{2}} (1 + \cos 4t) dt = \frac{3\pi^2}{2} + \frac{3\pi^2}{4} = \frac{9\pi^2}{4}. \end{aligned}$$

5) The surface area of \mathcal{C} is

$$\begin{aligned} \text{area}(\mathcal{C}) &= \int_0^{\frac{\pi}{2}} \{3 \cos t + x(t)\} \cdot \|\tilde{\mathbf{r}}'(t)\| dt = \int_0^{\frac{\pi}{2}} \{6 \cos t - 2 \cos^3 t\} \cdot 3 \sin t dt \\ &= 3 \int_0^{\frac{\pi}{2}} \{3 - \cos^2 t\} \cdot \sin 2t dt = \frac{3}{2} \int_0^{\frac{\pi}{2}} (5 - \cos 2t) \cdot \sin 2t dt \\ &= \frac{15}{2} \int_0^{\frac{\pi}{2}} \sin 2t dt - \frac{3}{4} \int_0^{\frac{\pi}{2}} \sin 4t dt = \frac{15}{2} \left[-\frac{1}{2} \cos 2t \right]_0^{\frac{\pi}{2}} + \frac{3}{16} [\cos 4t]_0^{\frac{\pi}{2}} = \frac{15}{2}. \end{aligned}$$

Example 27.24 .

1. Find the length of the curve \mathcal{K} given by the parametric description

$$\mathbf{r}(t) = (3(1-t^2)^2, 8t^3, 0), \quad t \in [0, 1].$$

Choose \mathcal{K} as the leading curve for a cylinder surface \mathcal{C} with the Z -axis as its direction of the generators.

2. Find the area of that part of \mathcal{C} , which lies between the curve \mathcal{K} and the plane of equation $z = 1 + y$.

A Curve length; surface area.

D Find $\|\mathbf{r}'(t)\|$ and integrate. Then find the surface area.

I 1) We get from

$$\mathbf{r}'(t) = (-12t(1-t^2), 24t^2, 0) = 12t(t^2-1, 2t, 0)$$

that

$$\|\mathbf{r}'(t)\|^2 = (12t)^2 \cdot \{t^4 - 2t^2 + 1 + 4t^2\} = (12t)^2 (t^2 + 1)^2,$$

and thus

$$\|\mathbf{r}'(t)\| = 12t(t^2 + 1).$$

Hence, the arc length is

$$\ell = \int_0^1 \|\mathbf{r}'(t)\| dt = \int_0^1 12t(t^2 + 1) dt = 6 \int_{u=t^2=0}^1 (u + 1) du = [3u^2 + 6u]_0^1 = 9.$$

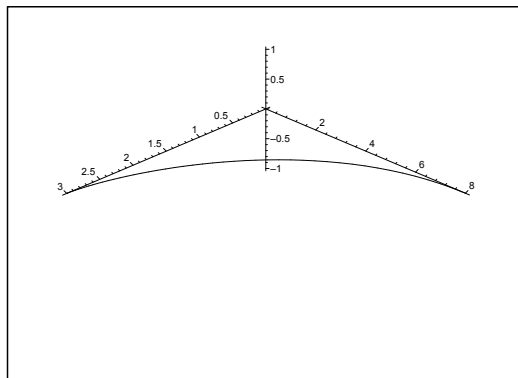


Figure 27.53: The space curve \mathcal{K} .

2) The surface area is

$$\begin{aligned} A &= \int_0^1 [1 + y]_{y=8t^3} \cdot \|\mathbf{r}'(t)\| dt = \int_0^1 (1 + 8t^3) \cdot 12t(t^2 + 1) dt \\ &= \ell + 96 \int_0^1 (t^6 + t^4) dt = 9 + 96 \left(\frac{1}{7} + \frac{1}{5} \right) = \frac{1467}{35}. \end{aligned}$$

Example 27.25 Find the area of that part \mathcal{C} of the cylinder surface of equation $x^2 + y^2 = 9$, which is bounded by the plane $z = 0$ and the surface of equation $z = 1 + x^2$.

A Area of a part of a cylinder surface.

D Just compute.

I When we integrate along the curve

$$\mathcal{K}: (x, y) = (3 \cos \varphi, 3 \sin \varphi),$$

we get

$$\text{area}(\mathcal{C}) = \int_{\mathcal{K}} (1 + x^2) ds = \int_0^{2\pi} (1 + 9 \cos^2 \varphi) \cdot 3 d\varphi = 6\pi + 27\pi = 33\pi.$$

Example 27.26 Given a curve \mathcal{K} in the (X, Z) -plane by

$$z = \left(x - \frac{4}{9}\right)^{\frac{3}{2}}, \quad x \in [1, 2].$$

- 1) Find the length of \mathcal{K} .
- 2) Find the area of that surface \mathcal{F} , which is created when \mathcal{K} is rotated once around the Z -axis.

A Curve length, surface area.

D Find the line element

$$ds = \sqrt{1 + \left(\frac{dz}{dx}\right)^2} dx$$

and calculate $\int_{\mathcal{K}} ds$ and $2\pi \int_{\mathcal{K}} x ds$.

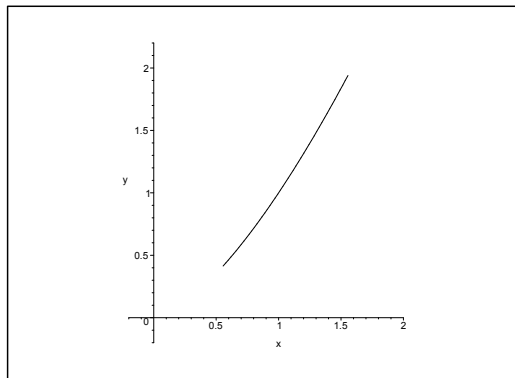


Figure 27.54: The curve \mathcal{K} .

I 1) We get from

$$\frac{dz}{dx} = \frac{3}{2} \sqrt{x - \frac{4}{9}},$$

the line element

$$ds = \sqrt{1 + \frac{9}{4} \left(x - \frac{4}{9}\right)} dx = \frac{3}{2} \sqrt{x} dx,$$

and the curve length becomes

$$\ell = \frac{3}{2} \int_1^2 \sqrt{x} dx = [x\sqrt{x}]_1^2 = 2\sqrt{2} - 1.$$

2) The surface area is according to a formula

$$\text{area}(\mathcal{F}) = 2\pi \int_{\mathcal{K}} x ds = 2\pi \cdot \frac{3}{2} \int_1^2 x\sqrt{x} dx = 2\pi \cdot \frac{3}{2} \cdot \frac{2}{5} [x^2\sqrt{x}]_1^2 = \frac{6\pi}{5} (4\sqrt{2} - 1).$$

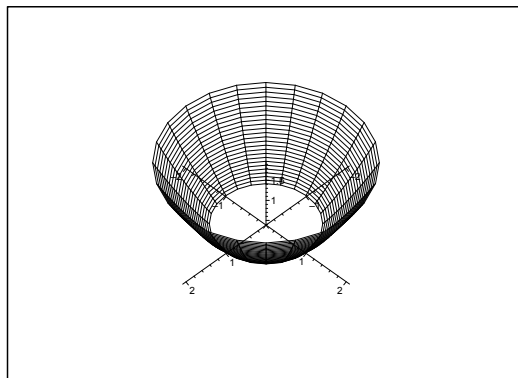


Figure 27.55: The surface of revolution \mathcal{F} .

Example 27.27 A cylinder surface \mathcal{C} has its generators parallel to the Z -axis and its leading curve \mathcal{K} in the (X, Y) -plane is given by the parametric description

$$\mathbf{r}(t) = (t^2 - t, t^2 + t), \quad t \in \left[0, \frac{\sqrt{3}}{2}\right].$$

Find the area of that part \mathcal{F} of \mathcal{C} , which is bounded by the plane $z = 0$ and the plane $z = 8y - 8x$.

A Surface area.

D First find $\mathbf{r}'(t)$.

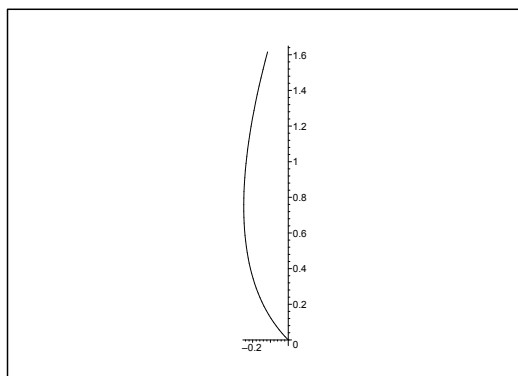


Figure 27.56: The curve \mathcal{K} .

I First note that $z = 8y - 8x = 16t \geq 0$ on \mathcal{K} . Then

$$\mathbf{r}'(t) = (2t - 1, 2t + 1), \quad \|\mathbf{r}'(t)\| = \sqrt{2} \cdot \sqrt{4t^2 + 1}.$$

When we insert the above into the formula of the area of a cylinder surface with a leading curve,

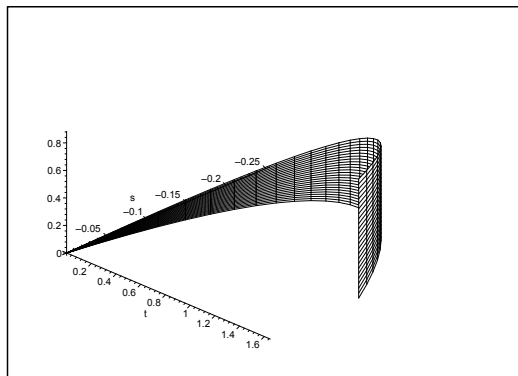


Figure 27.57: The surface \mathcal{F} .

then

$$\begin{aligned} \text{area}(\mathcal{F}) &= \int_{\mathcal{K}} (8y - 8x) \, ds = \sqrt{2} \int_0^{\frac{\sqrt{3}}{2}} 16t \cdot \sqrt{4t^2 + 1} \, dt = 2\sqrt{2} \left[\frac{2}{3} (\sqrt{4t^2 + 1})^3 \right]_0^{\frac{\sqrt{3}}{2}} \\ &= \frac{4\sqrt{2}}{3} \left\{ \left(\sqrt{4 \cdot \frac{3}{4} + 1} \right)^3 - 1 \right\} = \frac{28\sqrt{2}}{3}. \end{aligned}$$

ie business school

#1 EUROPEAN BUSINESS SCHOOL
FINANCIAL TIMES 2013

#gobeyond

MASTER IN MANAGEMENT

Because achieving your dreams is your greatest challenge. IE Business School's Master in Management taught in English, Spanish or bilingually, trains young high performance professionals at the beginning of their career through an innovative and stimulating program that will help them reach their full potential.

- Choose your area of specialization.
- Customize your master through the different options offered.
- Global Immersion Weeks in locations such as London, Silicon Valley or Shanghai.

Because you change, we change with you.

www.ie.edu/master-management | mim.admissions@ie.edu | Facebook | Twitter | LinkedIn | YouTube | Instagram



Example 27.28 Find an equation of the tangent plane of the graph of the function

$$g(x, y) = \sqrt{2xy}, \quad (x, y) \in [1, 4] \times [1, 4]$$

at the point $(x, y) = (2, 2)$. Find the area of the graph.

A Tangent plane and surface area.

D Find the approximating polynomial of at most first degree at the point of contact.

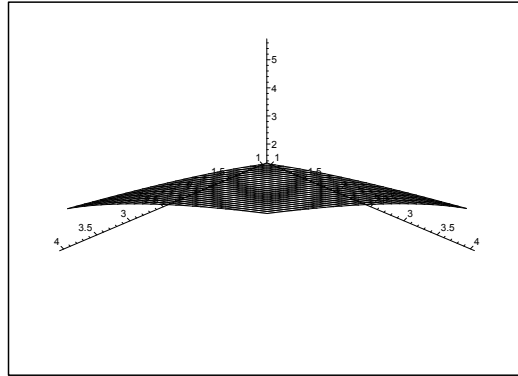


Figure 27.58: The graph of f .

An equation of the tangent plane of $z = g(x, y)$ is

$$\begin{aligned} z &= P_1(x, y) = g(2, 2) + \nabla g(2, 2) \cdot (x - 2, y - 2) \\ &= 2\sqrt{2} + \left(\sqrt{\frac{y}{2x}}, \sqrt{\frac{x}{2y}} \right)_{(x,y)=(2,2)} \cdot (x - 2, y - 2) \\ &= 2\sqrt{2} + \left(\frac{1}{\sqrt{2}}, \frac{1}{\sqrt{2}} \right) \cdot (x - 2, y - 2) = 2\sqrt{2} + \frac{1}{\sqrt{2}}(x + y - 4) = \frac{1}{\sqrt{2}}x + \frac{1}{\sqrt{2}}y, \end{aligned}$$

hence

$$x + y - \sqrt{2}z = 0.$$

Then according to some formula, the area of the graph is

$$\begin{aligned} \int_E \sqrt{1 + \|\nabla g\|^2} \, dx \, dy &= \int_1^4 \left\{ \int_1^4 \sqrt{1 + \frac{y}{2x} + \frac{x}{2y}} \, dx \right\} dy \\ &= \int_1^4 \left\{ \int_1^4 \sqrt{\frac{1}{2xy} (2xy + y^2 + x^2)} \, dx \right\} dy = \int_1^4 \left\{ \int_1^4 \sqrt{\frac{(x+y)^2}{2xy}} \, dx \right\} dy \\ &= \int_1^4 \frac{1}{\sqrt{2y}} \left\{ \int_1^4 \left(x^{\frac{1}{2}} + y x^{-\frac{1}{2}} \right) dx \right\} dy = \frac{1}{\sqrt{2}} \int_1^4 \frac{1}{\sqrt{y}} \left[\frac{2}{3} x^{\frac{3}{2}} + 2y x^{\frac{1}{2}} \right]_{redx=1}^4 dy \\ &= \frac{1}{\sqrt{2}} \int_1^4 \frac{1}{\sqrt{y}} \left\{ \frac{2}{3} (8 - 1) + 2y(2 - 1) \right\} dy = \frac{1}{\sqrt{2}} \int_1^4 \left\{ \frac{14}{3} y^{-\frac{1}{2}} + 2y^{\frac{1}{2}} \right\} dy \\ &= \frac{1}{\sqrt{2}} \left[\frac{28}{3} y^{\frac{1}{2}} + \frac{4}{3} y^{\frac{3}{2}} \right]_1^4 = \frac{4}{3\sqrt{2}} \{7(2 - 1) + (8 - 1)\} = \frac{28\sqrt{2}}{3}. \end{aligned}$$

28 Formulæ

Some of the following formulæ can be assumed to be known from high school. It is highly recommended that one *learns most of these formulæ in this appendix by heart*.

28.1 Squares etc.

The following simple formulæ occur very frequently in the most different situations.

$$\begin{aligned} (a+b)^2 &= a^2 + b^2 + 2ab, & a^2 + b^2 + 2ab &= (a+b)^2, \\ (a-b)^2 &= a^2 + b^2 - 2ab, & a^2 + b^2 - 2ab &= (a-b)^2, \\ (a+b)(a-b) &= a^2 - b^2, & a^2 - b^2 &= (a+b)(a-b), \\ (a+b)^2 &= (a-b)^2 + 4ab, & (a-b)^2 &= (a+b)^2 - 4ab. \end{aligned}$$

28.2 Powers etc.

Logarithm:

$$\begin{aligned} \ln |xy| &= \ln |x| + \ln |y|, & x, y &\neq 0, \\ \ln \left| \frac{x}{y} \right| &= \ln |x| - \ln |y|, & x, y &\neq 0, \\ \ln |x^r| &= r \ln |x|, & x &\neq 0. \end{aligned}$$

Power function, fixed exponent:

$$\begin{aligned} (xy)^r &= x^r \cdot y^r, x, y > 0 & (\text{extensions for some } r), \\ \left(\frac{x}{y} \right)^r &= \frac{x^r}{y^r}, x, y > 0 & (\text{extensions for some } r). \end{aligned}$$

Exponential, fixed base:

$$\begin{aligned} a^x \cdot a^y &= a^{x+y}, a > 0 & (\text{extensions for some } x, y), \\ (a^x)^y &= a^{xy}, a > 0 & (\text{extensions for some } x, y), \\ a^{-x} &= \frac{1}{a^x}, a > 0, & (\text{extensions for some } x), \\ \sqrt[n]{a} &= a^{1/n}, a \geq 0, & n \in \mathbb{N}. \end{aligned}$$

Square root:

$$\sqrt{x^2} = |x|, \quad x \in \mathbb{R}.$$

Remark 28.1 It happens quite frequently that students make errors when they try to apply these rules. They must be mastered! In particular, as one of my friends once put it: “If you can master the square root, you can master everything in mathematics!” Notice that this innocent looking square root is one of the most difficult operations in Calculus. Do not forget the *absolute value!* \diamond

28.3 Differentiation

Here are given the well-known rules of differentiation together with some rearrangements which sometimes may be easier to use:

$$\{f(x) \pm g(x)\}' = f'(x) \pm g'(x),$$

$$\{f(x)g(x)\}' = f'(x)g(x) + f(x)g'(x) = f(x)g(x) \left\{ \frac{f'(x)}{f(x)} + \frac{g'(x)}{g(x)} \right\},$$

where the latter rearrangement presupposes that $f(x) \neq 0$ and $g(x) \neq 0$.

If $g(x) \neq 0$, we get the usual formula known from high school

$$\left\{ \frac{f(x)}{g(x)} \right\}' = \frac{f'(x)g(x) - f(x)g'(x)}{g(x)^2}.$$

It is often more convenient to compute this expression in the following way:

$$\left\{ \frac{f(x)}{g(x)} \right\}' = \frac{d}{dx} \left\{ f(x) \cdot \frac{1}{g(x)} \right\} = \frac{f'(x)}{g(x)} - \frac{f(x)g'(x)}{g(x)^2} = \frac{f(x)}{g(x)} \left\{ \frac{f'(x)}{f(x)} - \frac{g'(x)}{g(x)} \right\},$$

where the former expression often is *much easier* to use in practice than the usual formula from high school, and where the latter expression again presupposes that $f(x) \neq 0$ and $g(x) \neq 0$. Under these assumptions we see that the formulæ above can be written

$$\frac{\{f(x)g(x)\}'}{f(x)g(x)} = \frac{f'(x)}{f(x)} + \frac{g'(x)}{g(x)},$$

$$\frac{\{f(x)/g(x)\}'}{f(x)/g(x)} = \frac{f'(x)}{f(x)} - \frac{g'(x)}{g(x)}.$$

Since

$$\frac{d}{dx} \ln |f(x)| = \frac{f'(x)}{f(x)}, \quad f(x) \neq 0,$$

we also name these the *logarithmic derivatives*.

Finally, we mention the rule of **differentiation of a composite function**

$$\{f(\varphi(x))\}' = f'(\varphi(x)) \cdot \varphi'(x).$$

We first differentiate the function itself; then the insides. This rule is a 1-dimensional version of the so-called *Chain rule*.

28.4 Special derivatives.

Power like:

$$\frac{d}{dx} (x^\alpha) = \alpha \cdot x^{\alpha-1}, \quad \text{for } x > 0, \text{ (extensions for some } \alpha).$$

$$\frac{d}{dx} \ln |x| = \frac{1}{x}, \quad \text{for } x \neq 0.$$

Exponential like:

$$\frac{d}{dx} \exp x = \exp x, \quad \text{for } x \in \mathbb{R},$$

$$\frac{d}{dx} (a^x) = \ln a \cdot a^x, \quad \text{for } x \in \mathbb{R} \text{ and } a > 0.$$

Trigonometric:

$$\frac{d}{dx} \sin x = \cos x, \quad \text{for } x \in \mathbb{R},$$

$$\frac{d}{dx} \cos x = -\sin x, \quad \text{for } x \in \mathbb{R},$$

$$\frac{d}{dx} \tan x = 1 + \tan^2 x = \frac{1}{\cos^2 x}, \quad \text{for } x \neq \frac{\pi}{2} + p\pi, p \in \mathbb{Z},$$

$$\frac{d}{dx} \cot x = -(1 + \cot^2 x) = -\frac{1}{\sin^2 x}, \quad \text{for } x \neq p\pi, p \in \mathbb{Z}.$$

Hyperbolic:

$$\frac{d}{dx} \sinh x = \cosh x, \quad \text{for } x \in \mathbb{R},$$

$$\frac{d}{dx} \cosh x = \sinh x, \quad \text{for } x \in \mathbb{R},$$

$$\frac{d}{dx} \tanh x = 1 - \tanh^2 x = \frac{1}{\cosh^2 x}, \quad \text{for } x \in \mathbb{R},$$

$$\frac{d}{dx} \coth x = 1 - \coth^2 x = -\frac{1}{\sinh^2 x}, \quad \text{for } x \neq 0.$$

Inverse trigonometric:

$$\frac{d}{dx} \operatorname{Arcsin} x = \frac{1}{\sqrt{1-x^2}}, \quad \text{for } x \in]-1, 1[,$$

$$\frac{d}{dx} \operatorname{Arccos} x = -\frac{1}{\sqrt{1-x^2}}, \quad \text{for } x \in]-1, 1[,$$

$$\frac{d}{dx} \operatorname{Arctan} x = \frac{1}{1+x^2}, \quad \text{for } x \in \mathbb{R},$$

$$\frac{d}{dx} \operatorname{Arccot} x = \frac{1}{1+x^2}, \quad \text{for } x \in \mathbb{R}.$$

Inverse hyperbolic:

$$\frac{d}{dx} \operatorname{Arsinh} x = \frac{1}{\sqrt{x^2+1}}, \quad \text{for } x \in \mathbb{R},$$

$$\frac{d}{dx} \operatorname{Arcosh} x = \frac{1}{\sqrt{x^2-1}}, \quad \text{for } x \in]1, +\infty[,$$

$$\frac{d}{dx} \operatorname{Artanh} x = \frac{1}{1-x^2}, \quad \text{for } |x| < 1,$$

$$\frac{d}{dx} \operatorname{Arcoth} x = \frac{1}{1-x^2}, \quad \text{for } |x| > 1.$$

Remark 28.2 The derivative of the trigonometric and the hyperbolic functions are to some extent exponential like. The derivatives of the inverse trigonometric and inverse hyperbolic functions are power like, because we include the logarithm in this class. \diamond

28.5 Integration

The most obvious rules are dealing with linearity

$$\int \{f(x) + \lambda g(x)\} dx = \int f(x) dx + \lambda \int g(x) dx, \quad \text{where } \lambda \in \mathbb{R} \text{ is a constant,}$$

and with the fact that differentiation and integration are “inverses to each other”, i.e. modulo some arbitrary constant $c \in \mathbb{R}$, which often tacitly is missing,

$$\int f'(x) dx = f(x).$$

If we in the latter formula replace $f(x)$ by the product $f(x)g(x)$, we get by reading from the right to the left and then differentiating the product,

$$f(x)g(x) = \int \{f(x)g(x)\}' dx = \int f'(x)g(x) dx + \int f(x)g'(x) dx.$$

Hence, by a rearrangement

The rule of partial integration:

$$\int f'(x)g(x) dx = f(x)g(x) - \int f(x)g'(x) dx.$$

The differentiation is moved from one factor of the integrand to the other one by changing the sign and adding the term $f(x)g(x)$.

Remark 28.3 This technique was earlier used a lot, but is almost forgotten these days. It must be revived, because MAPLE and pocket calculators apparently do not know it. It is possible to construct examples where these devices cannot give the exact solution, unless you first perform a partial integration yourself. \diamond

Remark 28.4 This method can also be used when we estimate integrals which cannot be directly calculated, because the antiderivative is not contained in e.g. the catalogue of MAPLE. The idea is by a succession of partial integrations to make the new integrand smaller. \diamond

Integration by substitution:

If the integrand has the special structure $f(\varphi(x)) \cdot \varphi'(x)$, then one can change the variable to $y = \varphi(x)$:

$$\int f(\varphi(x)) \cdot \varphi'(x) dx = \int f(\varphi(x)) d\varphi(x) = \int_{y=\varphi(x)} f(y) dy.$$

Integration by a monotonous substitution:

If $\varphi(y)$ is a *monotonous* function, which maps the y -interval *one-to-one* onto the x -interval, then

$$\int f(x) dx = \int_{y=\varphi^{-1}(x)} f(\varphi(y))\varphi'(y) dy.$$

Remark 28.5 This rule is usually used when we have some “ugly” term in the integrand $f(x)$. The idea is to put this ugly term equal to $y = \varphi^{-1}(x)$. When e.g. x occurs in $f(x)$ in the form \sqrt{x} , we put $y = \varphi^{-1}(x) = \sqrt{x}$, hence $x = \varphi(y) = y^2$ and $\varphi'(y) = 2y$. \diamond

28.6 Special antiderivatives

Power like:

$$\int \frac{1}{x} dx = \ln |x|, \quad \text{for } x \neq 0. \text{ (Do not forget the numerical value!)}$$

$$\int x^\alpha dx = \frac{1}{\alpha + 1} x^{\alpha+1}, \quad \text{for } \alpha \neq -1,$$

$$\int \frac{1}{1+x^2} dx = \text{Arctan } x, \quad \text{for } x \in \mathbb{R},$$

$$\int \frac{1}{1-x^2} dx = \frac{1}{2} \ln \left| \frac{1+x}{1-x} \right|, \quad \text{for } x \neq \pm 1,$$

$$\int \frac{1}{1-x^2} dx = \text{Artanh } x, \quad \text{for } |x| < 1,$$

$$\int \frac{1}{1-x^2} dx = \text{Arcoth } x, \quad \text{for } |x| > 1,$$

$$\int \frac{1}{\sqrt{1-x^2}} dx = \text{Arcsin } x, \quad \text{for } |x| < 1,$$

$$\int \frac{1}{\sqrt{1-x^2}} dx = -\text{Arccos } x, \quad \text{for } |x| < 1,$$

$$\int \frac{1}{\sqrt{x^2+1}} dx = \text{Arsinh } x, \quad \text{for } x \in \mathbb{R},$$

$$\int \frac{1}{\sqrt{x^2+1}} dx = \ln(x + \sqrt{x^2+1}), \quad \text{for } x \in \mathbb{R},$$

$$\int \frac{x}{\sqrt{x^2-1}} dx = \sqrt{x^2-1}, \quad \text{for } x \in \mathbb{R},$$

$$\int \frac{1}{\sqrt{x^2-1}} dx = \text{Arcosh } x, \quad \text{for } x > 1,$$

$$\int \frac{1}{\sqrt{x^2-1}} dx = \ln |x + \sqrt{x^2-1}|, \quad \text{for } x > 1 \text{ eller } x < -1.$$

There is an error in the programs of the pocket calculators TI-92 and TI-89. The *numerical signs* are missing. It is obvious that $\sqrt{x^2-1} < |x|$ so if $x < -1$, then $x + \sqrt{x^2-1} < 0$. Since you cannot take the logarithm of a negative number, these pocket calculators will give an error message.

Exponential like:

$$\int \exp x \, dx = \exp x, \quad \text{for } x \in \mathbb{R},$$

$$\int a^x \, dx = \frac{1}{\ln a} \cdot a^x, \quad \text{for } x \in \mathbb{R}, \text{ and } a > 0, a \neq 1.$$

Trigonometric:

$$\int \sin x \, dx = -\cos x, \quad \text{for } x \in \mathbb{R},$$

$$\int \cos x \, dx = \sin x, \quad \text{for } x \in \mathbb{R},$$

$$\int \tan x \, dx = -\ln |\cos x|, \quad \text{for } x \neq \frac{\pi}{2} + p\pi, \quad p \in \mathbb{Z},$$

$$\int \cot x \, dx = \ln |\sin x|, \quad \text{for } x \neq p\pi, \quad p \in \mathbb{Z},$$

$$\int \frac{1}{\cos x} \, dx = \frac{1}{2} \ln \left(\frac{1 + \sin x}{1 - \sin x} \right), \quad \text{for } x \neq \frac{\pi}{2} + p\pi, \quad p \in \mathbb{Z},$$

$$\int \frac{1}{\sin x} \, dx = \frac{1}{2} \ln \left(\frac{1 - \cos x}{1 + \cos x} \right), \quad \text{for } x \neq p\pi, \quad p \in \mathbb{Z},$$

$$\int \frac{1}{\cos^2 x} \, dx = \tan x, \quad \text{for } x \neq \frac{\pi}{2} + p\pi, \quad p \in \mathbb{Z},$$

$$\int \frac{1}{\sin^2 x} \, dx = -\cot x, \quad \text{for } x \neq p\pi, \quad p \in \mathbb{Z}.$$

Hyperbolic:

$$\int \sinh x \, dx = \cosh x, \quad \text{for } x \in \mathbb{R},$$

$$\int \cosh x \, dx = \sinh x, \quad \text{for } x \in \mathbb{R},$$

$$\int \tanh x \, dx = \ln \cosh x, \quad \text{for } x \in \mathbb{R},$$

$$\int \coth x \, dx = \ln |\sinh x|, \quad \text{for } x \neq 0,$$

$$\int \frac{1}{\cosh x} \, dx = \operatorname{Arctan}(\sinh x), \quad \text{for } x \in \mathbb{R},$$

$$\int \frac{1}{\cosh x} \, dx = 2 \operatorname{Arctan}(e^x), \quad \text{for } x \in \mathbb{R},$$

$$\int \frac{1}{\sinh x} \, dx = \frac{1}{2} \ln \left(\frac{\cosh x - 1}{\cosh x + 1} \right), \quad \text{for } x \neq 0,$$

$$\int \frac{1}{\sinh x} dx = \ln \left| \frac{e^x - 1}{e^x + 1} \right|, \quad \text{for } x \neq 0,$$

$$\int \frac{1}{\cosh^2 x} dx = \tanh x, \quad \text{for } x \in \mathbb{R},$$

$$\int \frac{1}{\sinh^2 x} dx = -\operatorname{coth} x, \quad \text{for } x \neq 0.$$

28.7 Trigonometric formulæ

The trigonometric formulæ are closely connected with circular movements. Thus $(\cos u, \sin u)$ are the coordinates of a point P on the unit circle corresponding to the angle u , cf. figure A.1. This geometrical interpretation is used from time to time.

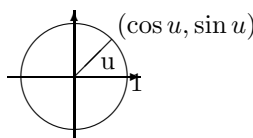


Figure 28.1: The unit circle and the trigonometric functions.

The fundamental trigonometric relation:

$$\cos^2 u + \sin^2 u = 1, \quad \text{for } u \in \mathbb{R}.$$

Using the previous geometric interpretation this means according to *Pythagoras's theorem*, that the point P with the coordinates $(\cos u, \sin u)$ always has distance 1 from the origo $(0, 0)$, i.e. it is lying on the boundary of the circle of centre $(0, 0)$ and radius $\sqrt{1} = 1$.

Connection to the complex exponential function:

The *complex exponential* is for imaginary arguments defined by

$$\exp(iu) := \cos u + i \sin u.$$

It can be checked that the usual functional equation for \exp is still valid for complex arguments. In other word: The definition above is extremely conveniently chosen.

By using the definition for $\exp(iu)$ and $\exp(-iu)$ it is easily seen that

$$\cos u = \frac{1}{2}(\exp(iu) + \exp(-iu)),$$

$$\sin u = \frac{1}{2i}(\exp(iu) - \exp(-iu)),$$

Moivre's formula: We get by expressing $\exp(inu)$ in two different ways:

$$\exp(inu) = \cos nu + i \sin nu = (\cos u + i \sin u)^n.$$

Example 28.1 If we e.g. put $n = 3$ into Moivre's formula, we obtain the following typical application,

$$\begin{aligned} \cos(3u) + i \sin(3u) &= (\cos u + i \sin u)^3 \\ &= \cos^3 u + 3i \cos^2 u \cdot \sin u + 3i^2 \cos u \cdot \sin^2 u + i^3 \sin^3 u \\ &= \{\cos^3 u - 3 \cos u \cdot \sin^2 u\} + i\{3 \cos^2 u \cdot \sin u - \sin^3 u\} \\ &= \{4 \cos^3 u - 3 \cos u\} + i\{3 \sin u - 4 \sin^3 u\} \end{aligned}$$

When this is split into the real- and imaginary parts we obtain

$$\cos 3u = 4 \cos^3 u - 3 \cos u, \quad \sin 3u = 3 \sin u - 4 \sin^3 u. \quad \diamond$$

Addition formulæ:

$$\sin(u + v) = \sin u \cos v + \cos u \sin v,$$

$$\sin(u - v) = \sin u \cos v - \cos u \sin v,$$

$$\cos(u + v) = \cos u \cos v - \sin u \sin v,$$

$$\cos(u - v) = \cos u \cos v + \sin u \sin v.$$

Products of trigonometric functions to a sum:

$$\sin u \cos v = \frac{1}{2} \sin(u + v) + \frac{1}{2} \sin(u - v),$$

$$\cos u \sin v = \frac{1}{2} \sin(u + v) - \frac{1}{2} \sin(u - v),$$

$$\sin u \sin v = \frac{1}{2} \cos(u - v) - \frac{1}{2} \cos(u + v),$$

$$\cos u \cos v = \frac{1}{2} \cos(u - v) + \frac{1}{2} \cos(u + v).$$

Sums of trigonometric functions to a product:

$$\sin u + \sin v = 2 \sin \left(\frac{u + v}{2} \right) \cos \left(\frac{u - v}{2} \right),$$

$$\sin u - \sin v = 2 \cos \left(\frac{u + v}{2} \right) \sin \left(\frac{u - v}{2} \right),$$

$$\cos u + \cos v = 2 \cos \left(\frac{u + v}{2} \right) \cos \left(\frac{u - v}{2} \right),$$

$$\cos u - \cos v = -2 \sin \left(\frac{u + v}{2} \right) \sin \left(\frac{u - v}{2} \right).$$

Formulæ of halving and doubling the angle:

$$\sin 2u = 2 \sin u \cos u,$$

$$\cos 2u = \cos^2 u - \sin^2 u = 2 \cos^2 u - 1 = 1 - 2 \sin^2 u,$$

$$\sin \frac{u}{2} = \pm \sqrt{\frac{1 - \cos u}{2}} \quad \text{followed by a discussion of the sign,}$$

$$\cos \frac{u}{2} = \pm \sqrt{\frac{1 + \cos u}{2}} \quad \text{followed by a discussion of the sign,}$$

28.8 Hyperbolic formulæ

These are very much like the trigonometric formulæ, and if one knows a little of Complex Function Theory it is realized that they are actually identical. The structure of this section is therefore the same as for the trigonometric formulæ. The reader should compare the two sections concerning similarities and differences.

The fundamental relation:

$$\cosh^2 x - \sinh^2 x = 1.$$

Definitions:

$$\cosh x = \frac{1}{2} (\exp(x) + \exp(-x)), \quad \sinh x = \frac{1}{2} (\exp(x) - \exp(-x)).$$

“Moivre’s formula”:

$$\exp(x) = \cosh x + \sinh x.$$

This is trivial and only rarely used. It has been included to show the analogy.

Addition formulæ:

$$\sinh(x + y) = \sinh(x) \cosh(y) + \cosh(x) \sinh(y),$$

$$\sinh(x - y) = \sinh(x) \cosh(y) - \cosh(x) \sinh(y),$$

$$\cosh(x + y) = \cosh(x) \cosh(y) + \sinh(x) \sinh(y),$$

$$\cosh(x - y) = \cosh(x) \cosh(y) - \sinh(x) \sinh(y).$$

Formulæ of halving and doubling the argument:

$$\sinh(2x) = 2 \sinh(x) \cosh(x),$$

$$\cosh(2x) = \cosh^2(x) + \sinh^2(x) = 2 \cosh^2(x) - 1 = 2 \sinh^2(x) + 1,$$

$$\sinh\left(\frac{x}{2}\right) = \pm \sqrt{\frac{\cosh(x) - 1}{2}} \quad \text{followed by a discussion of the sign,}$$

$$\cosh\left(\frac{x}{2}\right) = \sqrt{\frac{\cosh(x) + 1}{2}}.$$

Inverse hyperbolic functions:

$$\operatorname{Arsinh}(x) = \ln\left(x + \sqrt{x^2 + 1}\right), \quad x \in \mathbb{R},$$

$$\operatorname{Arcosh}(x) = \ln\left(x + \sqrt{x^2 - 1}\right), \quad x \geq 1,$$

$$\operatorname{Artanh}(x) = \frac{1}{2} \ln\left(\frac{1+x}{1-x}\right), \quad |x| < 1,$$

$$\operatorname{Arcoth}(x) = \frac{1}{2} \ln\left(\frac{x+1}{x-1}\right), \quad |x| > 1.$$

28.9 Complex transformation formulæ

$$\begin{aligned}\cos(ix) &= \cosh(x), & \cosh(ix) &= \cos(x), \\ \sin(ix) &= i \sinh(x), & \sinh(ix) &= i \sin x.\end{aligned}$$

28.10 Taylor expansions

The generalized binomial coefficients are defined by

$$\binom{\alpha}{n} := \frac{\alpha(\alpha-1)\cdots(\alpha-n+1)}{1\cdot 2\cdots n},$$

with n factors in the numerator and the denominator, supplied with

$$\binom{\alpha}{0} := 1.$$

The Taylor expansions for *standard functions* are divided into *power like* (the radius of convergency is finite, i.e. = 1 for the standard series) and *exponential like* (the radius of convergency is infinite).

Power like:

$$\frac{1}{1-x} = \sum_{n=0}^{\infty} x^n, \quad |x| < 1,$$

$$\frac{1}{1+x} = \sum_{n=0}^{\infty} (-1)^n x^n, \quad |x| < 1,$$

$$(1+x)^n = \sum_{j=0}^n \binom{n}{j} x^j, \quad n \in \mathbb{N}, x \in \mathbb{R},$$

$$(1+x)^\alpha = \sum_{n=0}^{\infty} \binom{\alpha}{n} x^n, \quad \alpha \in \mathbb{R} \setminus \mathbb{N}, |x| < 1,$$

$$\ln(1+x) = \sum_{n=1}^{\infty} (-1)^{n-1} \frac{x^n}{n}, \quad |x| < 1,$$

$$\operatorname{Arctan}(x) = \sum_{n=0}^{\infty} (-1)^n \frac{x^{2n+1}}{2n+1}, \quad |x| < 1.$$

Exponential like:

$$\exp(x) = \sum_{n=0}^{\infty} \frac{1}{n!} x^n, \quad x \in \mathbb{R}$$

$$\exp(-x) = \sum_{n=0}^{\infty} (-1)^n \frac{1}{n!} x^n, \quad x \in \mathbb{R}$$

$$\sin(x) = \sum_{n=0}^{\infty} (-1)^n \frac{1}{(2n+1)!} x^{2n+1}, \quad x \in \mathbb{R},$$

$$\sinh(x) = \sum_{n=0}^{\infty} \frac{1}{(2n+1)!} x^{2n+1}, \quad x \in \mathbb{R},$$

$$\cos(x) = \sum_{n=0}^{\infty} (-1)^n \frac{1}{(2n)!} x^{2n}, \quad x \in \mathbb{R},$$

$$\cosh(x) = \sum_{n=0}^{\infty} \frac{1}{(2n)!} x^{2n}, \quad x \in \mathbb{R}.$$

28.11 Magnitudes of functions

We often have to compare functions for $x \rightarrow 0+$, or for $x \rightarrow \infty$. The simplest type of functions are therefore arranged in an hierarchy:

- 1) logarithms,
- 2) power functions,
- 3) exponential functions,
- 4) faculty functions.

When $x \rightarrow \infty$, a function from a higher class will always dominate a function from a lower class. More precisely:

A) A *power function* dominates a *logarithm* for $x \rightarrow \infty$:

$$\frac{(\ln x)^\beta}{x^\alpha} \rightarrow 0 \quad \text{for } x \rightarrow \infty, \quad \alpha, \beta > 0.$$

B) An *exponential* dominates a *power function* for $x \rightarrow \infty$:

$$\frac{x^\alpha}{a^x} \rightarrow 0 \quad \text{for } x \rightarrow \infty, \quad \alpha, a > 1.$$

C) The *faculty function* dominates an *exponential* for $n \rightarrow \infty$:

$$\frac{a^n}{n!} \rightarrow 0, \quad n \rightarrow \infty, \quad n \in \mathbb{N}, \quad a > 0.$$

D) When $x \rightarrow 0+$ we also have that a *power function* dominates the *logarithm*:

$$x^\alpha \ln x \rightarrow 0-, \quad \text{for } x \rightarrow 0+, \quad \alpha > 0.$$

Index

- absolute value 162
- acceleration 490
- addition 22
- affinity factor 173
- Ampère-Laplace law 1671
- Ampère-Maxwell's law 1678
- Ampère's law 1491, 1498, 1677, 1678, 1833
- Ampère's law for the magnetic field 1674
- angle 19
- angular momentum 886
- angular set 84
- annulus 176, 243
- anticommutative product 26
- antiderivative 301, 847
- approximating polynomial 304, 322, 326, 336, 404, 488, 632, 662
- approximation in energy 734
- Archimedes's spiral 976, 1196
- Archimedes's theorem 1818
- area 887, 1227, 1229, 1543
- area element 1227
- area of a graph 1230
- asteroid 1215
- asymptote 51
- axial moment 1910
- axis of revolution 181
- axis of rotation 34, 886
- axis of symmetry 49, 50, 53

- barycentre 885, 1910
- basis 22
- bend 486
- bijjective map 153
- body of revolution 43, 1582, 1601
- boundary 37–39
- boundary curve 182
- boundary curve of a surface 182
- boundary point 920
- boundary set 21
- bounded map 153
- bounded set 41
- branch 184
- branch of a curve 492
- Brownian motion 884

- cardioid 972, 973, 1199, 1705

- Cauchy-Schwarz's inequality 23, 24, 26
- centre of gravity 1108
- centre of mass 885
- centrum 66
- chain rule 305, 333, 352, 491, 503, 581, 1215, 1489, 1493, 1808
- change of parameter 174
- circle 49
- circular motion 19
- circulation 1487
- circulation theorem 1489, 1491
- circumference 86
- closed ball 38
- closed differential form 1492
- closed disc 86
- closed domain 176
- closed set 21
- closed surface 182, 184
- closure 39
- clothoid 1219
- colour code 890
- compact set 186, 580, 1813
- compact support 1813
- complex decomposition 69
- composite function 305
- conductivity of heat 1818
- cone 19, 35, 59, 251
- conic section 19, 47, 54, 239, 536
- conic sectional conic surface 59, 66
- connected set 175, 241
- conservation of electric charge 1548, 1817
- conservation of energy 1548, 1817
- conservation of mass 1548, 1816
- conservative force 1498, 1507
- conservative vector field 1489
- continuity equation 1548, 1569, 1767, 1817
- continuity 162, 186
- continuous curve 170, 483
- continuous extension 213
- continuous function 168
- continuous surfaces 177
- contraction 167
- convective term 492
- convex set 21, 22, 41, 89, 91, 175, 244
- coordinate function 157, 169
- coordinate space 19, 21

- Cornu's spiral 1219
- Coulomb field 1538, 1545, 1559, 1566, 1577
- Coulomb vector field 1585, 1670
- cross product 19, 163, 169, 1750
- cube 42, 82
- current density 1678, 1681
- current 1487, 1499
- curvature 1219
- curve 227
- curve length 1165
- curved space integral 1021
- cusp 486, 487, 489
- cycloid 233, 1215
- cylinder 34, 42, 43, 252
- cylinder of revolution 500
- cylindric coordinates 15, 21, 34, 147, 181, 182, 289, 477, 573, 841, 1009, 1157, 1347, 1479, 1651, 1801
- cylindric surface 180, 245, 247, 248, 499, 1230

- degree of trigonometric polynomial 67
- density 885
- density of charge 1548
- density of current 1548
- derivative 296
- derivative of inverse function 494
- Descartes's leaf 974
- dielectric constant 1669, 1670
- difference quotient 295
- differentiability 295
- differentiable function 295
- differentiable vector function 303
- differential 295, 296, 325, 382, 1740, 1741
- differential curves 171
- differential equation 369, 370, 398
- differential form 848
- differential of order p 325
- differential of vector function 303
- diffusion equation 1818
- dimension 1016
- direction 334
- direction vector 172
- directional derivative 317, 334, 375
- directrix 53
- Dirichlet/Neumann problem 1901
- displacement field 1670
- distribution of current 886
- divergence 1535, 1540, 1542, 1739, 1741, 1742
- divergence free vector field 1543

- dodecahedron 83
- domain 153, 176
- domain of a function 189
- dot product 19, 350, 1750
- double cone 252
- double point 171
- double vector product 27

- eccentricity 51
- eccentricity of ellipse 49
- eigenvalue 1906
- elasticity 885, 1398
- electric field 1486, 1498, 1679
- electrical dipole moment 885
- electromagnetic field 1679
- electromagnetic potentials 1819
- electromotive force 1498
- electrostatic field 1669
- element of area 887
- elementary chain rule 305
- elementary fraction 69
- ellipse 48–50, 92, 113, 173, 199, 227
- ellipsoid 56, 66, 110, 197, 254, 430, 436, 501, 538, 1107
- ellipsoid of revolution 111
- ellipsoidal disc 79, 199
- ellipsoidal surface 180
- elliptic cylindric surface 60, 63, 66, 106
- elliptic paraboloid 60, 62, 66, 112, 247
- elliptic paraboloid of revolution 624
- energy 1498
- energy density 1548, 1818
- energy theorem 1921
- entropy 301
- Euclidean norm 162
- Euclidean space 19, 21, 22
- Euler's spiral 1219
- exact differential form 848
- exceptional point 594, 677, 920
- expansion point 327
- explicit given function 161
- extension map 153
- exterior 37–39
- exterior point 38
- extremum 580, 632

- Faraday-Henry law of electromagnetic induction 1676
- Fick's first law of diffusion 297

- Fick's law 1818
- field line 160
- final point 170
- fluid mechanics 491
- flux 1535, 1540, 1549
- focus 49, 51, 53
- force 1485
- Fourier's law 297, 1817
- function in several variables 154
- functional matrix 303
- fundamental theorem of vector analysis 1815

- Gaussian integral 938
- Gauß's law 1670
- Gauß's law for magnetism 1671
- Gauß's theorem 1499, 1535, 1540, 1549, 1580, 1718, 1724, 1737, 1746, 1747, 1749, 1751, 1817, 1818, 1889, 1890, 1913
- Gauß's theorem in \mathbb{R}^2 1543
- Gauß's theorem in \mathbb{R}^3 1543
- general chain rule 314
- general coordinates 1016
- general space integral 1020
- general Taylor's formula 325
- generalized spherical coordinates 21
- generating curve 499
- generator 66, 180
- geometrical analysis 1015
- global minimum 613
- gradient 295, 296, 298, 339, 847, 1739, 1741
- gradient field 631, 847, 1485, 1487, 1489, 1491, 1916
- gradient integral theorem 1489, 1499
- graph 158, 179, 499, 1229
- Green's first identity 1890
- Green's second identity 1891, 1895
- Green's theorem in the plane 1661, 1669, 1909
- Green's third identity 1896
- Green's third identity in the plane 1898

- half-plane 41, 42
- half-strip 41, 42
- half disc 85
- harmonic function 426, 427, 1889
- heat conductivity 297
- heat equation 1818
- heat flow 297
- height 42
- helix 1169, 1235

- Helmholtz's theorem 1815
- homogeneous function 1908
- homogeneous polynomial 339, 372
- Hopf's maximum principle 1905
- hyperbola 48, 50, 51, 88, 195, 217, 241, 255, 1290
- hyperbolic cylindric surface 60, 63, 66, 105, 110
- hyperbolic paraboloid 60, 62, 66, 246, 534, 614, 1445
- hyperboloid 232, 1291
- hyperboloid of revolution 104
- hyperboloid of revolution with two sheets 111
- hyperboloid with one sheet 56, 66, 104, 110, 247, 255
- hyperboloid with two sheets 59, 66, 104, 110, 111, 255, 527
- hysteresis 1669

- identity map 303
- implicit given function 21, 161
- implicit function theorem 492, 503
- improper integral 1411
- improper surface integral 1421
- increment 611
- induced electric field 1675
- induction field 1671
- infinitesimal vector 1740
- infinity, signed 162
- infinity, unspecified 162
- initial point 170
- injective map 153
- inner product 23, 29, 33, 163, 168, 1750
- inspection 861
- integral 847
- integral over cylindric surface 1230
- integral over surface of revolution 1232
- interior 37–40
- interior point 38
- intrinsic boundary 1227
- isolated point 39
- Jacobian 1353, 1355

- Kronecker symbol 23

- Laplace equation 1889
- Laplace force 1819
- Laplace operator 1743
- latitude 35
- length 23
- level curve 159, 166, 198, 492, 585, 600, 603

- level surface 198, 503
- limit 162, 219
- line integral 1018, 1163
- line segment 41
- Linear Algebra 627
- linear space 22
- local extremum 611
- logarithm 189
- longitude 35
- Lorentz condition 1824

- Maclaurin's trisectrix 973, 975
- magnetic circulation 1674
- magnetic dipole moment 886, 1821
- magnetic field 1491, 1498, 1679
- magnetic flux 1544, 1671, 1819
- magnetic force 1674
- magnetic induction 1671
- magnetic permeability of vacuum 1673
- magnostatic field 1671
- main theorems 185
- major semi-axis 49
- map 153
- MAPLE 55, 68, 74, 156, 171, 173, 341, 345, 350, 352–354, 356, 357, 360, 361, 363, 364, 366, 368, 374, 384–387, 391–393, 395–397, 401, 631, 899, 905–912, 914, 915, 917, 919, 922–924, 926, 934, 935, 949, 951, 954, 957–966, 968, 971–973, 975, 1032–1034, 1036, 1037, 1039, 1040, 1042, 1053, 1059, 1061, 1064, 1066–1068, 1070–1072, 1074, 1087, 1089, 1091, 1092, 1094, 1095, 1102, 1199, 1200
- matrix product 303
- maximal domain 154, 157
- maximum 382, 579, 612, 1916
- maximum value 922
- maximum-minimum principle for harmonic functions 1895
- Maxwell relation 302
- Maxwell's equations 1544, 1669, 1670, 1679, 1819
- mean value theorem 321, 884, 1276, 1490
- mean value theorem for harmonic functions 1892
- measure theory 1015
- Mechanics 15, 147, 289, 477, 573, 841, 1009, 1157, 1347, 1479, 1651, 1801, 1921
- meridian curve 181, 251, 499, 1232
- meridian half-plane 34, 35, 43, 181, 1055, 1057, 1081

- method of indefinite integration 859
- method of inspection 861
- method of radial integration 862
- minimum 186, 178, 579, 612, 1916
- minimum value 922
- minor semi-axis 49
- mmf 1674
- Möbius strip 185, 497
- Moivre's formula 122, 264, 452, 548, 818, 984, 1132, 1322, 1454, 1626, 1776, 1930
- monopole 1671
- multiple point 171

- nabla 296, 1739
- nabla calculus 1750
- nabla notation 1680
- natural equation 1215
- natural parametric description 1166, 1170
- negative definite matrix 627
- negative half-tangent 485
- neighbourhood 39
- neutral element 22
- Newton field 1538
- Newton-Raphson iteration formula 583
- Newton's second law 1921
- non-oriented surface 185
- norm 19, 23
- normal 1227
- normal derivative 1890
- normal plane 487
- normal vector 496, 1229

- octant 83
- Ohm's law 297
- open ball 38
- open domain 176
- open set 21, 39
- order of expansion 322
- order relation 579
- ordinary integral 1017
- orientation of a surface 182
- orientation 170, 172, 184, 185, 497
- oriented half line 172
- oriented line 172
- oriented line segment 172
- orthonormal system 23

- parabola 52, 53, 89–92, 195, 201, 229, 240, 241
- parabolic cylinder 613

- parabolic cylindrical surface 64, 66
- paraboloid of revolution 207, 613, 1435
- parallelepipedum 27, 42
- parameter curve 178, 496, 1227
- parameter domain 1227
- parameter of a parabola 53
- parametric description 170, 171, 178
- parfrac 71
- partial derivative 298
- partial derivative of second order 318
- partial derivatives of higher order 382
- partial differential equation 398, 402
- partial fraction 71
- Peano 483
- permeability 1671
- piecewise C^k -curve 484
- piecewise C^m -surface 495
- plane 179
- plane integral 21, 887
- point of contact 487
- point of expansion 304, 322
- point set 37
- Poisson's equation 1814, 1889, 1891, 1901
- polar coordinates 15, 19, 21, 30, 85, 88, 147, 163, 172, 213, 219, 221, 289, 347, 388, 390, 477, 573, 611, 646, 720, 740, 841, 936, 1009, 1016, 1157, 1165, 1347, 1479, 1651, 1801
- polar plane integral 1018
- polynomial 297
- positive definite matrix 627
- positive half-tangent 485
- positive orientation 173
- potential energy 1498
- pressure 1818
- primitive 1491
- primitive of gradient field 1493
- prism 42
- Probability Theory 15, 147, 289, 477, 573, 841, 1009, 1157, 1347, 1479, 1651, 1801
- product set 41
- projection 23, 157
- proper maximum 612, 618, 627
- proper minimum 612, 613, 618, 627
- pseudo-sphere 1434
- Pythagoras's theorem 23, 25, 30, 121, 451, 547, 817, 983, 1131, 1321, 1453, 1625, 1775, 1929
- quadrant 41, 42, 84
- quadratic equation 47
- range 153
- rectangle 41, 87
- rectangular coordinate system 29
- rectangular coordinates 15, 21, 22, 147, 289, 477, 573, 841, 1009, 1016, 1079, 1157, 1165, 1347, 1479, 1651, 1801
- rectangular plane integral 1018
- rectangular space integral 1019
- rectilinear motion 19
- reduction of a surface integral 1229
- reduction of an integral over cylindrical surface 1231
- reduction of surface integral over graph 1230
- reduction theorem of line integral 1164
- reduction theorem of plane integral 937
- reduction theorem of space integral 1021, 1056
- restriction map 153
- Ricatti equation 369
- Riesz transformation 1275
- Rolle's theorem 321
- rotation 1739, 1741, 1742
- rotational body 1055
- rotational domain 1057
- rotational free vector field 1662
- rules of computation 296
- saddle point 612
- scalar field 1485
- scalar multiplication 22, 1750
- scalar potential 1807
- scalar product 169
- scalar quotient 169
- second differential 325
- semi-axis 49, 50
- semi-definite matrix 627
- semi-polar coordinates 15, 19, 21, 33, 147, 181, 182, 289, 477, 573, 841, 1009, 1016, 1055, 1086, 1157, 1231, 1347, 1479, 1651, 1801
- semi-polar space integral 1019
- separation of the variables 853
- signed curve length 1166
- signed infinity 162
- simply connected domain 849, 1492
- simply connected set 176, 243
- singular point 487, 489
- space filling curve 171
- space integral 21, 1015

- specific capacity of heat 1818
- sphere 35, 179
- spherical coordinates 15, 19, 21, 34, 147, 179, 181, 289, 372, 477, 573, 782, 841, 1009, 1016, 1078, 1080, 1081, 1157, 1232, 1347, 1479, 1581, 1651, 1801
- spherical space integral 1020
- square 41
- star-shaped domain 1493, 1807
- star shaped set 21, 41, 89, 90, 175
- static electric field 1498
- stationary magnetic field 1821
- stationary motion 492
- stationary point 583, 920
- Statistics 15, 147, 289, 477, 573, 841, 1009, 1157, 1347, 1479, 1651, 1801
- step line 172
- Stokes's theorem 1499, 1661, 1676, 1679, 1746, 1747, 1750, 1751, 1811, 1819, 1820, 1913
- straight line (segment) 172
- strip 41, 42
- substantial derivative 491
- surface 159, 245
- surface area 1296
- surface integral 1018, 1227
- surface of revolution 110, 111, 181, 251, 499
- surjective map 153

- tangent 486
- tangent plane 495, 496
- tangent vector 178
- tangent vector field 1485
- tangential line integral 861, 1485, 1598, 1600, 1603
- Taylor expansion 336
- Taylor expansion of order 2, 323
- Taylor's formula 321, 325, 404, 616, 626, 732
- Taylor's formula in one dimension 322
- temperature 297
- temperature field 1817
- tetrahedron 93, 99, 197, 1052
- Thermodynamics 301, 504
- top point 49, 50, 53, 66
- topology 15, 19, 37, 147, 289, 477, 573, 841, 1009, 1157, 1347, 1479, 1651, 1801
- torus 43, 182–184
- transformation formulæ 1353
- transformation of space integral 1355, 1357
- transformation theorem 1354
- trapeze 99

- triangle inequality 23,24
- triple integral 1022, 1053

- uniform continuity 186
- unit circle 32
- unit disc 192
- unit normal vector 497
- unit tangent vector 486
- unit vector 23
- unspecified infinity 162

- vector 22
- vector field 158, 296, 1485
- vector function 21, 157, 189
- vector product 19, 26, 30, 163, 169, 1227, 1750
- vector space 21, 22
- vectorial area 1748
- vectorial element of area 1535
- vectorial potential 1809, 1810
- velocity 490
- volume 1015, 1543
- volumen element 1015

- weight function 1081, 1229, 1906
- work 1498

- zero point 22
- zero vector 22

- (r, s, t) -method 616, 619, 633, 634, 638, 645–647, 652, 655
- C^k -curve 483
- C^n -functions 318
- 1-1 map 153