

# English for Chinese Speakers - Beginner: Level 1

English Out There



Download free books at

[bookboon.com](http://bookboon.com)

# English for Chinese Speakers

Beginner: Level 1



English for Chinese Speakers: Beginner: Level 1

1<sup>st</sup> edition

© 2013 Languages Out There

All characters and images contained in this book are copyrighted creations of Languages Out There Ltd and their licensors

All Rights Reserved.

The right of Languages Out There Ltd to be identified as the author of this work has been asserted.

No part of this publication may be reproduced or transmitted in any form or by any means, electronic or mechanical, including photocopy, recording, or any information and retrieval system, without permission in writing from the copyright holder/publisher, except in the case of brief quotations embodied in critical articles and reviews.

Audio proof, up three levels in 6 lessons

<http://languagesoutthere.podomatic.com>

Buy course ebooks for self-study and teaching

<http://EnglishOutThere.com>

Facebook

[www.Facebook.com/EnglishOutThere](http://www.Facebook.com/EnglishOutThere)

Google+

<http://gplus.to/englishoutthere>

Twitter

[www.Twitter.com/EnglishOutThere](http://www.Twitter.com/EnglishOutThere)

How to teach and study using EOT

[www.YouTube.com/user/languagesoutthere](http://www.YouTube.com/user/languagesoutthere)


Online meeting and teaching space, with online class demos

[www.Wiziq.com/EnglishOutThere](http://www.Wiziq.com/EnglishOutThere)

# Contents

## Course Overview

<b>Lesson 1:</b> 介绍	6
<b>Lesson 2:</b> 数字和字母	14
<b>Lesson 3:</b> 打电话	22
<b>Lesson 4:</b> 乘坐出租	33
<b>Lesson 5:</b> 食物和饮料	42



www.sylvania.com

We do not reinvent  
the wheel we reinvent  
light.

Fascinating lighting offers an infinite spectrum of possibilities: Innovative technologies and new markets provide both opportunities and challenges. An environment in which your expertise is in high demand. Enjoy the supportive working atmosphere within our global group and benefit from international career paths. Implement sustainable ideas in close cooperation with other specialists and contribute to influencing our future. Come and join us in reinventing light every day.

Light is OSRAM

**OSRAM  
SYLVANIA** 

# Course Overview

Level 1	Topic	Aim	Language Focus	Skills
<b>Lesson 1</b>	介绍 Introductions	能够跟人问好并进行自我介绍	问好和自我介绍所用的代名词和单词	说、听
<b>Lesson 2</b>	数字和字母 Numbers and letters	正确记下个人信息	数字和字母表	说、听
<b>Lesson 3</b>	打电话 Telephoning	使学生可以行基本的系·留下和听懂留言；辨音机和自动留言	用‘can’提出请求；学会	说、听
<b>Lesson 4</b>	乘坐出租 Taking a taxi	使学生可以自信地使用出租车；正确地识别钱币·了解机场的主要信号。	出租车·机场词汇；用“can”提出请求·以及钱	说、听
<b>Lesson 5</b>	食物和饮料 Food and drink	使学生可以在酒馆或者小餐馆点便餐和饮料	食物和饮料词汇提出要求的“能”	说、听

# Lesson 1: 介绍

Level 1	Topic	Aim	Language Focus	Skills
Lesson 1	介绍 Introductions	能够跟人问好并进行自我介绍	问好和自我介绍所用的代名词和单词	说、听

## 自学 (Self-study)

1. 请看任务表1。把问候语与答案相对应。

Task Sheet 1. Match the greetings with the answers.

2. 现在请看任务表2。给句子填空。

Task Sheet 2. Fill the gaps in the sentences.

3. 任务表3。把国旗与国家进行匹配。听后检查你的答案。然后把从方格中选出正确答案填入句子的空格中。最后重新排列单词造句。

Task Sheet 3. Match the flags with the countries. Check your answers in the key. Then put the correct words from the box in the spaces in the sentences. Finally, rearrange the words to make sentences.

4. 任务表4。用 is 或 are 填空。

Task Sheet 4. Fill the gaps, using is or are.

5. 现在进行 *Out There* 任务。



Now go to the *Out There* task.

## *Out There*

就自己的情况与你的 *Out There* 谈伴进行交谈，并就有关他们自己的问题对他们进行提问。

Talk to your *Out There* conversation partners about yourself and ask them questions about themselves.

1.1 Task Sheet 1



1. 将问候语和其回答进行匹配。  
Match the answers in the box with the greetings.

a) **Yes, nice to meet you.**      b) **Hello Dave**      c) **My name's Peter.**  
 d) **.....morning!**              e) **Hello Tomoko. Nice to meet you.**  
 f) **Hi Jake. Fine thanks, and you?**

1. Hello, I'm Diana. What's your name? \_\_\_\_\_
2. Good morning! \_\_\_\_\_
3. Hello Tom. \_\_\_\_\_
4. Are you Andy Green? \_\_\_\_\_
5. Hi Maria. How are you? \_\_\_\_\_
6. John, this is Tomoko. \_\_\_\_\_

## 1.2 Task Sheet 2

### 2. 填空

Fill in the gaps.

<p>a) Hi, I'm Jake. Hello, ..... Maria Hi Maria. .... to meet you.</p>	<p>b) Good morning, Dave. Morning, Pete. .... are you? ..... thanks, and .....?</p>
<p>c) Hi, Susana. ..... Nicolas. How ....you? Fine, .... you?</p>	<p>d) ..... you Marta? No, .....not .....name's Laura.</p>
<p>e) Tanya, ..... is Marc. ..... Marc. Nice to ..... you</p>	<p>f) Hello, .....Anna, your teacher. What's your .....? Hello, I'm Katya .</p>

请记住：

Remember:

<p><b>short form</b> my name's = my name is</p>	<p><b>short form</b> I'm = I am</p>	<p><b>short form</b> what's = what is</p>
---	---	---

语言注意事项：在口语与非正式的书面文字中更自然地使用。


**Language note:** It's more natural to use the 'short form' in spoken English and in informal writing.



### 1.3 Task Sheet 3

1. 把国旗与国家进行匹配。听后检查你的答案。

Match the flag and the country. Check your answers in the key.



Russia	Mexico	China	Japan	Brazil	Italy	Spain	South Korea
--------	--------	-------	-------	--------	-------	-------	-------------

2. 在空格处填上正确的单词。

Put the correct word in the spaces.

I'm	Where	am	from	I'm	not
-----	-------	----	------	-----	-----

- a) Are you from Brazil? Yes, I \_\_\_\_\_.
- b) Are you from China? No, I'm \_\_\_\_\_ I'm from Japan.
- c) Where are you from? \_\_\_\_\_ from Mexico.
- d) Are you from Spain? Yes. \_\_\_\_\_ are you from?
- e) Where are you from? I'm \_\_\_\_\_ Taiwan.
- f) Are you from England? No. \_\_\_\_\_ not.

3. 按正确顺序排列单词。

Put the words in the right order.

- a) name your What's ? \_\_\_\_\_
- b) are from you Where ? \_\_\_\_\_
- c) from I'm Japan \_\_\_\_\_
- d) from you Are Russia ? \_\_\_\_\_
- e) I'm No not \_\_\_\_\_
- f) nice Hello, you meet to \_\_\_\_\_

### 1.4 Task Sheet 4

**语言注意事项：** 如果你知道某人来自哪个国家但想知道是来自哪个城市时，则问“Whereabouts?”  
**Language note:** If you know what country someone is from and want to know which city, ask “Whereabouts?”

例如：  
 Look:

“Where are you from?”	“I’m from Scotland”
“Oh, whereabouts?”	“From Edinburgh”

1. 用 **is** 或 **are** 填空  
 Put **is** or **are** in the gaps

My name is Rita.	How are you?
What a) _____ your name?	Where b) _____ you from?
This is Alex.	Oh. Whereabouts?
c) _____ your name Julia?	d) _____ you from China?
	Are you a student?

**Well done, you have now finished the preparation for the speaking practice task.**



Discover the truth at [www.deloitte.ca/careers](http://www.deloitte.ca/careers)

**Deloitte.**

© Deloitte & Touche LLP and affiliated entities.



## 1.5 Task Sheet 5

### Out There Task

你将就你自己的情况与你的 *Out There* 谈伴进行交谈，并就有关他们自己的问题对他们进行提问。你已经对准备材料中的问题的格式和一些关键词汇进行了训练。

You are going to talk to your *Out There* conversation partners about yourself and ask them questions about themselves. You have practised the question forms and some key vocabulary in the preparation material.

在你致电给你 “*Out There*” 谈伴之前：

#### Before you call your *Out There* conversation partners:

1. 仔细看(下面的)任务。  
Read the task carefully.
2. 你是否已理解？若没有，请再看一遍。  
Do you understand it? If you do not, read it again.
3. 是否已准备好致电给你的谈伴？  
Are you ready to call your partners?
4. 致电并进行自我介绍：  
“Hi, my name is [在此插入你的姓名], I’m learning English, can I ask you some questions?”  
Call and introduce yourself:  
“Hi, my name is [insert your name here], I’m learning English, can I ask you some questions?”
5. 说 ‘谢谢你’……并开始进行任务。  
Say ‘thank you’... and begin the task.
6. 记住写下你的谈伴的答案并请他们使用 “聊天” 方格拼写出你不懂的单词和短语。  
Remember to write your partners’ answers down and ask them to use the ‘chat’ box to spell words and phrases you don’t understand.
7. 记住你可以录下你的谈话内容并再次听。  
Remember you can record your conversations and listen to them again!

#### Ready?

向你的 *Out There* 谈伴进行自我介绍。

Introduce yourself to your *Out There* conversation partners.

采用以下问题请教他们的姓名和其他主要信息。

Ask their name and other key information using the questions below.

然后听你的谈伴所说的内容并回答他们的问题。

Listen to your conversation partners and answer their questions.

然后你开始问问题

Then you ask the questions.

如果可能，写下回答。

If possible, write down their answers.

Hello, my name's \_\_\_\_\_

What's your name?

Nice to meet you. / How are you?

Where are you from?

Whereabouts?

## 1.6 Answer Key

### Task Sheet 1

1. 1. c; 2. d; 3. b; 4. a; 5. f; 6. e

### Task Sheet 2

- a. I'm, nice; b. How, Fine, you; c. Hi, are, and; d. Are, I'm, My;  
e. this, Hello, meet; f. I'm, name

### Task Sheet 3

1. a. Japan; b. Brazil; c. South Korea; d. Spain;  
e. China; f. Russia; g. Mexico; h. Italy
2. a. am; b. not; c. I'm; d. Where ; e. from; f. I'm
3. a. what's your name; b. where are you from?; c. I'm from Japan;  
d. are you from Russia?; e. no, I'm not; f. hello, nice to meet you

### Task Sheet 4

1. a. is; b. are; c. is; d. are

SIMPLY CLEVER

ŠKODA



**We will turn your CV into an opportunity of a lifetime**

Do you like cars? Would you like to be a part of a successful brand? We will appreciate and reward both your enthusiasm and talent. Send us your CV. You will be surprised where it can take you.

Send us your CV on [www.employerforlife.com](http://www.employerforlife.com)



**Click on the ad to read more**

# Lesson 2: 数字和字母

Level 1	Topic	Aim	Language Focus	Skills
Lesson 2	数字和字母 Numbers and letters	正确记下个人信息	数字和字母表	说、听

## 自学 (Self-study)

1. 请看任务表1。听然后在正确的格子内写下字母。然后听出姓名的拼写并写出姓名。

Task Sheet 1. Listen and write the letters in the correct box. Then listen to the spelling of the names and write the names.

2. 现在请看任务表2。听出数字后重复出来。然后将电话号码与读出来的单词进行匹配。最后将词组与其意思进行匹配。

Task Sheet 2. Listen to the numbers and repeat them. Then match the telephone numbers with the way you say them. Finally match the phrases with their meanings.

3. 任务表3。把问题与答案进行匹配。然后在正确的地址旁边写出号码。最后按照正确的顺序填入单词完成句子。

Task Sheet 3. Match the questions and the answers. Then write the numbers next to the correct address. Finally put the words in the correct order to make sentences.

4. 现在进行 *Out There* 任务。

Now go to the *Out There* task.

## *Out There*

就自己的情况与你的 *Out There* 谈伴进行交谈，并就有关他们自己的问题对他们进行提问。

Talk to your *Out There* conversation partners about yourself and ask them questions about themselves.

## 2.1 Task Sheet 1

## Exercise 1

听出字母表中的字母。

Listen to the letters of the alphabet.

a b c d e f g h i j k l m n o p q r s t u v w x y z

听出并重复字母。

Listen and repeat the letters.

在采用你熟悉的声调在相同的格子中写下字母。

Now write the letters with similar sounds in the same box.

<b>a</b>	<b>b</b>	<b>f</b>	<b>i</b>	<b>o</b>	<b>q</b>	<b>r</b>
<i>j</i>	<i>c</i>					

## Exercise 2

听出并写下姓名。

Listen and write down the names.

1. \_\_\_\_\_
2. \_\_\_\_\_
3. \_\_\_\_\_
4. \_\_\_\_\_
5. \_\_\_\_\_
6. \_\_\_\_\_
7. \_\_\_\_\_
8. \_\_\_\_\_

## 2.2 Task Sheet 2

## Exercise 1

听出并重复数字。

Listen and repeat the numbers.

1	2	3	4	5	6	7	8	9	10	11	12	13	14	15	16	17	18	19	20
21	30	31	40	41	50	51	60	61	70	71	80	81	90	91	100	101			

## Exercise 2

把这些号码与你怎样读出的进行匹配：

Match these telephone numbers to how you say them:

- |            |                                     |
|------------|-------------------------------------|
| 1. 294587  | 1. two nine four, three eight seven |
| 2. 018369  | 2. eight eight oh, two one nine     |
| 3. 293487  | 3. oh one eight, three six nine     |
| 4. 880912  | 4. seven four oh, two three five    |
| 5. 081369  | 5. two nine four, five eight seven  |
| 6. 740235  | 6. eight eight oh, one nine two     |
| 7. 880192  | 7. two nine three, four eight seven |
| 8. 880219  | 8. oh eight one three six nine      |
| 9. 740253  | 9. eight eight oh nine one two      |
| 10. 294387 | 10. seven four oh two five three    |

## Exercise 3

以下是一些实用短语。从右栏中找出与左栏短语相符的意思。

Here are some useful phrases. Match the phrases with their meaning:

在以下情况下，你会怎么回答？请选择适当的短语。

What do you say when:

- |   |                                       |
|---|---------------------------------------|
| 1) someone is speaking too fast         | a) Pardon?                            |
| 2) you don't hear                       | b) Can you speak more slowly, please? |
| 3) you want to write down a name        | c) Can you say that again, please?    |
| 4) you want someone to repeat something | d) Can you spell that again, please?  |



## 2.3 Task Sheet 3

## Exercise 1

看问题并与正确答案进行匹配。

Look at these questions and match them to the correct answers:

- |                               |                             |
|-------------------------------|-----------------------------|
| 1. What's your first name?    | a. Scotland                 |
| 2. What's your surname?       | b. 0894736849343            |
| 3. What's your address?       | c. 554723                   |
| 4. What's your phone number?  | d. WN34 5TR                 |
| 5. What's your mobile number? | e. McDonald                 |
| 6. Where are you from?        | f. 23 Roberts Road, Windsor |
| 7. What's your postcode?      | g. Marie                    |

I joined MITAS because  
I wanted **real responsibility**

The Graduate Programme  
for Engineers and Geoscientists  
[www.discovermitas.com](http://www.discovermitas.com)



**Month 16**

I was a construction supervisor in the North Sea advising and helping foremen solve problems

Real work  
International opportunities  
Three work placements







**Exercise 2**

看以下数字：

Look at these numbers:

thirteen	eighty seven	fifteen	thirty
two hundred and forty six	fifty	seventy eight	twenty four

现在在正确的地址旁边写下这些数字：

Now write them next to the correct address:

- 1. 50 Castle Street \_\_\_\_\_
- 2. 30 Millbank Road \_\_\_\_\_
- 3. 13 West Street \_\_\_\_\_
- 4. 246 Grange Avenue \_\_\_\_\_
- 5. 15 Buckingham Drive \_\_\_\_\_
- 6. 24 Forest way \_\_\_\_\_
- 7. 78 Clifton Avenue \_\_\_\_\_
- 8. 87 Church Road \_\_\_\_\_

**Exercise 3**

把单词重新排列并拼出实用短语。在下面把它们写出来。

Reorder the words to spell the useful phrases. Write them below.

- 1. say please ? Can that you again \_\_\_\_\_
- 2. that please ? you spell Can \_\_\_\_\_
- 3. speak can more you Please slowly ? \_\_\_\_\_
- 4. don't sorry I understand I'm \_\_\_\_\_

**Well done, you have now finished the preparation for the speaking practice task.**

## 2.4 Task Sheet 4

### Out There Task

你将就你自己的情况与你的 *Out There* 谈伴进行交谈，并就有关他们自己的问题对他们进行提问。你已经对准备材料中的问题的格式和一些关键词汇进行了训练。

You are going to talk to your *Out There* conversation partners about yourself and ask them questions about themselves. You have practised the question forms and some key vocabulary in the preparation material.

在你致电给你 “*Out There*” 谈伴之前：

#### Before you call your *Out There* conversation partners:

1. 仔细看(下面的)任务。  
Read the task carefully.
2. 你是否已理解？若没有，请再看一遍。  
Do you understand it? If you do not, read it again.
3. 是否已准备好致电给你的谈伴？  
Are you ready to call your partners?
4. 致电并进行自我介绍：  
“Hi, my name is [在此插入你的姓名], I’m learning English, can I ask you some questions?”  
Call and introduce yourself:  
“Hi, my name is [insert your name here], I’m learning English, can I ask you some questions?”
5. 说 ‘谢谢你’……并开始进行任务。  
Say ‘thank you’... and begin the task.
6. 记住写下你的谈伴的答案并请他们使用 “聊天” 方格拼写出你不懂的单词和短语。  
Remember to write your partners’ answers down and ask them to use the ‘chat’ box to spell words and phrases you don’t understand.
7. 记住你可以录下你的谈话内容并再次听。  
Remember you can record your conversations and listen to them again!

#### Ready?

向你的 *Out There* 谈伴进行自我介绍。

Introduce yourself to your *Out There* conversation partners.

采用以下问题请教他们的姓名和其他主要信息。若可能，在所提供的空白处写下他们的答案。如果你需要你的谈伴重复其信息，不要忘记你学过的使用短语。

Ask their names and other key information using the questions below. If possible, write down their answers in the spaces provided. Don’t forget the useful phrases you have learnt if you need the information repeated.

然后听你的谈伴所说的内容并回答他们的问题。

Then listen to your conversation partners and answer their questions.

What's your first name? \_\_\_\_\_

What's your surname? \_\_\_\_\_

What's your address? \_\_\_\_\_

What's your phone number? \_\_\_\_\_

What's your mobile number? \_\_\_\_\_

What's your postcode? \_\_\_\_\_

Where are you from? \_\_\_\_\_

**ie** business school

#1 EUROPEAN BUSINESS SCHOOL  
FINANCIAL TIMES 2013

#gobeyond

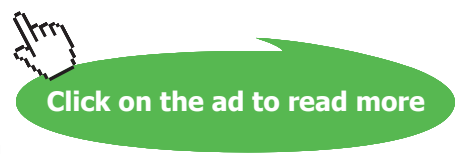
**MASTER IN MANAGEMENT**

**Because achieving your dreams is your greatest challenge.** IE Business School's Master in Management taught in English, Spanish or bilingually, trains young high performance professionals at the beginning of their career through an innovative and stimulating program that will help them reach their full potential.

- Choose your area of specialization.
- Customize your master through the different options offered.
- Global Immersion Weeks in locations such as London, Silicon Valley or Shanghai.

*Because you change, we change with you.*

www.ie.edu/master-management | mim.admissions@ie.edu |



2.5 Answer Key

Task Sheet 1

a h j k	b c d e g p t v	f l m n s x z	i y	o	q u w	r
------------------	--------------------------------------	---------------------------------	--------	---	-------------	---

8.

1. John Barker
2. Charles Fordham
3. Geoffrey Morgan
4. Yasmin Rendle
5. Leonard Wyeth
6. Rosemary Bazallegette
7. Joy Montgomery
8. Francis Kendal

Task Sheet 2

1. 1. b   2. a   3. d   4. c  
 2. 1. e   2. c   3. g   4. i   5. h   6. d   7. f   8. b   9. j   10. a  
 3. 1.b   2.a   3.d   4.c

Task Sheet 3

1. 1. g   2. e   3. f   4. c   5. b   6. a   7. d  
 2. 1. fifty   2. thirty   3. thirteen   4. two hundred and forty six   5. fifteen   6. twenty four  
 7. seventy eight   8. eighty seven  
 3. 1. Can you say that again, please?  
 2. Can you spell that, please?  
 3. Can you speak more slowly, please?  
 4. I'm sorry, I don't understand

# Lesson 3: 打电话

Level 1	Topic	Aim	Language Focus	Skills
Lesson 3	打电话 Telephoning	使学生可以行基本的系·留下和听懂留言；辨音机和自动留言	用 'can' 提出请求；学会	说、听

## 自学 (Self-study)

1. 请看任务表1。把单词和画面相匹配。然后在答案中检查你的回答。  
Look at Task Sheet 1. Match the words and the pictures. Then check your answers in the key.
2. 现在请看任务表2练习1。听，然后点击正确回答。然后进行练习2并在对话中填空。  
Now look at Task Sheet 2. Exercise 1. Listen and click on the correct answer. Then go to Exercise 2 and fill the gaps in the dialogues.
3. 任务表3。看练习1。从 a-f 中选择正确的表达。然后看练习2。听后点击正确回答。然后进行练习3。重听后再在正确的空格处填上单词。  
Task Sheet 3. Look at Exercise 1. Choose the correct expression a-f. Then look at Exercise 2. Listen and click on the correct answer. Then go to Exercise 3. Listen again and put the words in the correct spaces.
4. 任务表4。听并重复对话。然后进行练习2并把对话按正确的顺序排列。  
Task Sheet 4. Listen and repeat the dialogue. Then go to Exercise 2 and put the dialogues in the correct order.
5. 现在进行 *Out There* 任务。  
Now go to the *Out There* task.

## *Out There*

与你的 *Out There* 谈伴进行一些电话交谈之类的情节演练。

Act out some telephone conversation scenarios with your *Out There* conversation partner.

### 3.1 Task Sheet 1

将单词和画面进行匹配。

Match the words and the pictures.

to dial	to hang up	to text	to hold on	to speak to	to answer	to take a message	a phone box	a mobile	answer phone
---------	------------	---------	------------	-------------	-----------	-------------------	-------------	----------	--------------



a. \_\_\_\_\_



f. \_\_\_\_\_



b. \_\_\_\_\_



g. \_\_\_\_\_



c. \_\_\_\_\_



h. \_\_\_\_\_



d. \_\_\_\_\_



i. \_\_\_\_\_



e. \_\_\_\_\_



j. \_\_\_\_\_

对照答案检查你的回答。

Check your answer in the key.

## 3.2 Task Sheet 2

**True or False**

选择正确的回答。

Select the right answer.

1.

a) “Hello. Can I speak to Bernie, please?”

“Sorry. He’s not here at the moment”

“OK. Can you tell him Mark called. He’s got my number”

“OK. Bye”

Mark speaks to Bernie

True or False?

b) “Hello. Is that Mark?”

“Yes, speaking”

“Hi. It’s Bernie here. I got your message”

Mark speaks to Bernie

True or False?



**no.1**  
nine years  
in a row

Sweden  
Stockholm

## STUDY AT A TOP RANKED INTERNATIONAL BUSINESS SCHOOL

Reach your full potential at the Stockholm School of Economics, in one of the most innovative cities in the world. The School is ranked by the Financial Times as the number one business school in the Nordic and Baltic countries.

Visit us at [www.hhs.se](http://www.hhs.se)

STOCKHOLM SCHOOL  
OF ECONOMICS



- c) “Hello. Is Sue there please?”  
 “Who’s calling?”  
 “It’s Jenny”  
 “Sorry. She’s not in right now. Can I take a message?”  
 “No, it’s OK. I’ll try again later”

Jenny speaks to Sue True or False?

- d) “Hi. Can I speak to Sue?”  
 “Is that Jenny? Sorry, she’s still out.”  
 “Right. Can you give her a message? Can you ask her to text me?”  
 “Sure. Has she got your number?”  
 “Yes”  
 “OK. Bye”

Sue speaks to Jenny True or False?

2. 听并为每个空格选出正确的单词。  
 Listen and select the correct word for each space.

- a) 

<b>here</b>	<b>tell</b>	<b>called</b>	<b>speak</b>
-------------	-------------	---------------	--------------

“Hello. Can I ..... to Bernie, please?”  
 “Sorry. He’s not ..... at the moment”  
 “OK. Can you ..... him Mark ..... He’s got my number”  
 “OK. Bye”

- b) 

<b>got</b>	<b>speaking</b>	<b>it’s</b>	<b>that</b>
------------	-----------------	-------------	-------------

“Hello. Is ..... Mark?”  
 “Yes...”  
 “Hi. .... Bernie here. I ..... your message”

- c) 

<b>take</b>	<b>calling</b>	<b>in</b>	<b>here</b>
-------------	----------------	-----------	-------------

“Hello. Is Sue ..... please?”  
 “Who’s .....?”  
 “It’s Jenny”  
 “Sorry. She’s not ..... right now. Can I ..... a message?”  
 “No, it’s OK. I’ll try again later”

d) 

can	message	ask	out
-----	---------	-----	-----

“Hi. .... I speak to Sue?”

“Is that Jenny? Sorry, she’s still .....”

“Right. Can you give her a.....? Can you ..... her to text me”

“Sure. Has she got your number?”

“Yes”

“OK. Bye”

听后检查你的回答。

Listen to check your answers.

#1  
in eco-friendly  
attitude

**STUDY AT  
LINKÖPING UNIVERSITY, SWEDEN**  
RANKED AMONG TOP 50 UNIVERSITIES UNDER 50

Interested in Strategy and Management in International Organisations? Kick-start your career with a master's degree from Linköping University, Sweden.

→ **Click here!**

 **Linköping University**



### 3.3 Task Sheet 3

1. 选择最佳答案。

Choose the best option.

- |                               |                            |
|-------------------------------|----------------------------|
| a) Can I speak to Bernie?     | I want to speak to Bernie. |
| b) I am Bernie.               | It's Bernie here.          |
| c) Who's calling?             | Who are you?               |
| d) I want to speak to Sue.    | Is Sue there?              |
| e) Can you tell her I called? | Can you say her called?    |
| f) Here is Jenny.             | Jenny speaking.            |

2. 听并在正确答案上打[✓]。

Listen and tick [✓] the correct situation.

a) “Hi. This is Tony. I’m sorry I’m not here to answer your call. Please leave your message when you hear the tone and I’ll call you back as soon as possible”

It’s an answer phone.                       The number is not correct.

b) “The number you have dialled has not been recognised. Please hang up and try again”

It’s an answer phone.                       The number is not correct.

3. 再听一遍，在空白处填上正确的单词。

Listen again and join the words to the correct spaces.

<b>message</b>	<b>leave</b>	<b>tone</b>	<b>call</b>	<b>answer</b>
----------------	--------------	-------------	-------------	---------------

a) “Hi. This is Tony. I’m sorry I’m not here to..... your call. Please..... your ..... when you hear the ..... and I’ll .....you back as soon as possible”

<b>hang up</b>	<b>try</b>	<b>dialled</b>	<b>number</b>
----------------	------------	----------------	---------------

b) “The ..... you have ..... has not been recognised. Please ..... and ..... again”

## 3.4 Task Sheet 4

- 看  
Look.

**Can I speak to Jodie?  
Is Jodie there?  
Is that Jodie?**

**Who's calling?**

**It's Nick ( here).  
Nick speaking.**

**I'm sorry, he's out.  
I'm sorry, he's not here.**

**Can I take a message?**

**Can you tell him to phone me?  
Can you ask him to text me?  
Can you give him a message?**

**It's about the train tickets.  
It's about the meeting.  
It's about my English lesson.  
It's about the cinema.**

听并重复。

Listen and repeat.

2. 把对话按照正确顺序排列：

Put the lines of the dialogues in the correct order:

- a) - Oh hi, Tom. It's Jane  
 - Hello.  
 - Speaking.  
 - Hello Can I speak to Tom?
- b) - Can I take a message?  
 - 483668  
 - No, I'm sorry. He's out. Who's calling?  
 - Hello. Is Richard there please?  
 - It's Alix
- c) - Has he got your number?  
 - Can you tell him Chris called. Can you ask him to text me.  
 - Yes  
 - Can I take a message?

听后检查答案。

Listen and check your answers.

**Well done, you have now finished the preparation for the speaking practice task.**



"I studied English for 16 years but...  
 ...I finally learned to speak it in just six lessons"  
 Jane, Chinese architect

ENGLISH OUT THERE

Click to hear me talking before and after my unique course download



### 3.5 Task Sheet 5

#### *Out There* Task

你将与你的 *Out There* 谈伴进行一些电话交谈之类的情节演练。

You are going to act out some telephone conversation scenarios with your *Out There* conversation partners.

在你致电给你 “*Out There*” 谈伴之前：

#### **Before you call your *Out There* conversation partners:**

1. 仔细看(下面的)任务。  
Read the task carefully.
2. 你是否已理解？若没有，请再看一遍。  
Do you understand it? If you do not, read it again.
3. 是否已准备好致电给你的谈伴？  
Are you ready to call your partners?
4. 致电并进行自我介绍：  
“Hi, my name is [在此插入你的姓名], I’m learning English, can I ask you some questions?”  
Call and introduce yourself:  
“Hi, my name is [insert your name here], I’m learning English, can I ask you some questions?”
5. 说 ‘谢谢你’……并开始进行任务。  
Say ‘thank you’... and begin the task.
6. 记住写下你的谈伴的答案并请他们使用 “聊天” 方格拼写出你不懂的单词和短语。  
Remember to write your partners’ answers down and ask them to use the ‘chat’ box to spell words and phrases you don’t understand.
7. 记住你可以录下你的谈话内容并再次听。  
Remember you can record your conversations and listen to them again!

向你的 *Out There* 谈伴进行自我介绍。

Introduce yourself to your *Out There* conversation partners.

采用下表和你已在练习的语言进行交谈。Task Sheet 4.

Using the table below and the language you have been practising, have the conversations. Look at Task Sheet 4 to help you.

为你的谈话伙伴复制和粘贴以下表格和说明使其理解（在开始任务前通过文档信息传送）：

Copy the table and instructions below for conversation partners to follow (send via text message before you start the task):

**Ready?**

你将与你的会话搭档表演一些电话会话情况。

You are going to act out some telephone conversation scenarios with your *Out There* conversation partners.

Who	What about	Message
Martin	English lessons	text
Sandra	the cinema tonight	call
Charlotte	some CDs	try again later
Alex	the concert tickets	call on your mobile
Tom	homework	text

Excellent Economics and Business programmes at:



**university of groningen**




**“The perfect start of a successful, international career.”**

**CLICK HERE**  
to discover why both socially and academically the University of Groningen is one of the best places for a student to be

[www.rug.nl/feb/education](http://www.rug.nl/feb/education)



### 3.6 Answer Key

#### Task Sheet 1

a. to text; b. an answer phone; c. a phone box; d. to dial; e. to take a message; f. to hang up; g. a mobile;  
h. to speak to; i. to answer; j. to hold on

#### Task Sheet 2

1. a. False; b. True; c. False; d. False
2. a. speak; in; tell; called  
b. that; speaking; it's; got  
c. there; calling; in; take;  
d. can; out; message; ask

#### Task Sheet 3

1. a. Can I speak to Bernie?;      b. It's Bernie here;      c. Who's calling?;  
d. Is Sue there?                      e. Can you tell her I called;  
f. Jenny speaking
2. a. answer phone; b. the number is not correct
3. a. answer; leave; message; tone; call  
b. number; dialled; hang up; try

#### Task Sheet 4

- a) Hello.  
Hello. Can I speak to Tom?  
Speaking.  
Oh hi, Tom. It's Jane
- b) 483668  
Hello. Is Richard there please?  
No, I'm sorry. He's out. Who's calling?  
It's Alix  
Can I take a message?
- c) Can I take a message?  
Can you tell him Chris called. Can you ask him to text me.  
Has he got your number?  
Yes



# Lesson 4: 乘坐出租

Level 1	Topic	Aim	Language Focus	Skills
Lesson 4	乘坐出租 Taking a taxi	使学生可以自信地使用出租车； 正确地识别钱币； 了解机场的主要信号。	出租车·机场词汇；用 “can” 提出请求·以及钱	说、听

## 自学 (Self-study)

- 看任务表1。把单词和画面相匹配。然后在答案中检查你的回答。  
Task Sheet 1. Match the words and the pictures. Then check your answers in the key.
- 在看任务表2。听对话并在 a), b) 或者 c) 中点击正确答案。  
Task Sheet 2. Listen to the dialogues and underline the correct answers a), b) or c).
- 任务表3。把句子按正确的顺序排列后进行对话。听后检查答案。然后再听并重复句子。  
Task Sheet 3. Put the sentences in the correct order to make dialogues. Listen and check your answers. Then listen again and repeat the sentences.
- 任务表4。进行练习1。把单词和画面匹配。然后看练习2。每个句子中总费用是多少？在方格中写出答案。  
Task Sheet 4. Go to Exercise 1. Match the words with the pictures. Then look at Exercise 2. How much is the total in each sentence? Write the answers in the boxes.
- 在进行 *Out There* 任务。5 现在进行  
Now go to the *Out There* task.

## Out There

与你的 *Out There* 谈伴进行一些对话的练习。


Practise some dialogues with your *Out There* conversation partners.

### 4.1 Task Sheet 1

把单词与画面匹配。

Match the words and the pictures.

1. a taxi rank	2. a receipt	3. the airport	4. the station
5. the fare	6. the city centre	7. Departures	
8. Arrivals	9. Check-In	10. the Duty Free shop	



a.




f.



b.




g.



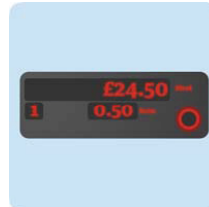
c.



h.



d.



i.



e.



j.


对照答案检查你的回答。

Check your answers in the key.


## 4.2 Task Sheet 2

看画面 · 听对话并回答问题。

Look at the pictures, listen to the dialogues and underline the correct answers.




1. Where's the taxi rank?  
 a) at the station  
 b) in the city centre  
 c) at the airport



2. Where does she want to go?  
 a) the station  
 b) the city centre  
 c) the airport



3. How much does it cost to the hotel?  
 a) £5.60  
 b) £6.60  
 c) £6.50



4. What's the fare?  
 a) £9.00  
 b) £19  
 c) £9.90

### 4.3 Task Sheet 3

把每句对话按照正确顺序排列。

Put the lines of the dialogues in the correct order.

1. - There's a taxi rank in the city centre, opposite the cinema.  
- Excuse me. Where can I get a taxi?  
- Thanks.
  
2. - The airport.  
- Certainly? Where would you like to go?  
- OK. Just a minute.  
- Excuse me, can you get me a taxi, please?
  
3. - George Hotel? This time of day? About £6.50.  
- Can you take me to the George Hotel – what's the fare, more or less?  
- Where to?
  
4. - £9.90  
- Can I have a receipt?  
- How much is that?  
- Sure. Here you are.

听后检查答案。

Listen and check your answers.

听并重复。

Listen and repeat.


### 4.4 Task Sheet 4

看  
Look.

#### Exercise 1

将单词与正确的硬币匹配。  
Match the word to the correct coin.

one pound	two pounds	fifty p	twenty p	ten p	five p	two p	one p
-----------	------------	---------	----------	-------	--------	-------	-------



听并重复单词。  
Listen and repeat the words.

#### Exercise 2

这是多少？先说出你的答案，然后写出来。  
How much is this? First say your answer, then write it.

1. £1 + £2 + 50 + 5		
2. £5 + 20 + 5		
3. £2 + £1 + 50 + 20 + 2 + 2 + 1		
4. £1 + 50 + 10 + 5		
5. £10 + £1 + 50 + 20 + 5		
6. £2 + £1 + £1 + 50 + 20 + 30		

**Well done, you have now finished the preparation for the speaking practice task.**

## 4.5 Task Sheet 5

*Out there* Task

你将与你的 *Out There* 谈伴进行一些对话的练习，他们将扮作出租车司机，你将告诉他们你要去哪里并询问需要多少钱。你也将在到达目的地后索取收据，如果可以，在整个“旅途”中可以和他们进行一次泛泛之谈。使用你在学习材料中已练习过的语言。

You are going to practise some dialogues with your *Out There* conversation partners. They are going to pretend to be a taxi driver and you are going to tell them where you want to go and ask them how much it costs. You are also going to ask for a receipt at the end of the journey and have a general conversation with them during your “journey” if you can. Use the language you have been practising in the self-study material.

在你致电给你“*Out There*”谈伴之前：

**Before you call your *Out There* conversation partners:**

1. 仔细看(下面的)任务。  
Read the task carefully.
2. 你是否已理解？若没有，请再看一遍。  
Do you understand it? If you do not, read it again.
3. 是否已准备好致电给你的谈伴？  
Are you ready to call your partners?



In the past four years we have drilled

# 89,000 km

That's more than **twice** around the world.

**Who are we?**  
We are the world's largest oilfield services company<sup>1</sup>. Working globally—often in remote and challenging locations—we invent, design, engineer, and apply technology to help our customers find and produce oil and gas safely.

**Who are we looking for?**  
Every year, we need thousands of graduates to begin dynamic careers in the following domains:

- Engineering, Research and Operations
- Geoscience and Petrotechnical
- Commercial and Business

**What will you be?**

**Schlumberger**

careers.slb.com

<sup>1</sup>Based on Fortune 500 ranking 2011. Copyright © 2015 Schlumberger. All rights reserved.

Click on the ad to read more

## 4. 致电并进行自我介绍：

“Hi, my name is [在此插入你的姓名], I'm learning English, can I ask you some questions?”

Call and introduce yourself:

“Hi, my name is [insert your name here], I'm learning English, can I ask you some questions?”

## 5. 说‘谢谢你’.....并开始进行任务。

Say ‘thank you’... and begin the task.

## 6. 记住写下你的谈伴的答案并请他们使用“聊天”方格拼写出你不懂的单词和短语。

Remember to write your partners' answers down and ask them to use the 'chat' box to spell words and phrases you don't understand.

## 7. 记住你可以录下你的谈话内容并再次听。

Remember you can record your conversations and listen to them again!

**Ready?**

要‘出租车司机’载你到以下地方，例如。

Ask the ‘taxi driver’ to take you to the places below.

e.g. *Hello/Good morning. Can I go to The King's Hotel, please?*

## The King's Hotel

- The Green Dragon Restaurant
- Cambridge Road
- The airport
- The railway station

为你的 伴复制和粘贴以下表格和说明使其理解（在开始任务前通过文档信息传送）：

Copy instructions below for conversation partners to follow (send via text message before you start the task):

以下是让你学习如何进行一些。你将扮演一名德士司机，并在“旅途”中与他们以通。

You are going to practise some dialogues. You are going to pretend to be a taxi driver and have a general conversation with them during your “journey” if you can.

## 4.6 Answer Key

### Task Sheet 1

1 h; 2 f; 3 g; 4 c; 5 i; 6 j; 7 d; 8 a; 9 b; 10 e

### Task Sheet 2

1 b; 2 c; 3 c; 4 a

### Task Sheet 3

- Excuse me. Where can I get a taxi?
- There's a taxi rank in the city centre, opposite the cinema
- Thanks



**American online**  
**LIGS University**  
is currently enrolling in the  
Interactive Online **BBA, MBA, MSc,**  
**DBA and PhD** programs:

- ▶ enroll **by September 30th, 2014** and
- ▶ **save up to 16%** on the tuition!
- ▶ pay in 10 installments / 2 years
- ▶ Interactive Online education
- ▶ visit [www.ligsuniversity.com](http://www.ligsuniversity.com) to find out more!

**Note: LIGS University is not accredited by any nationally recognized accrediting agency listed by the US Secretary of Education. More info [here](#).**



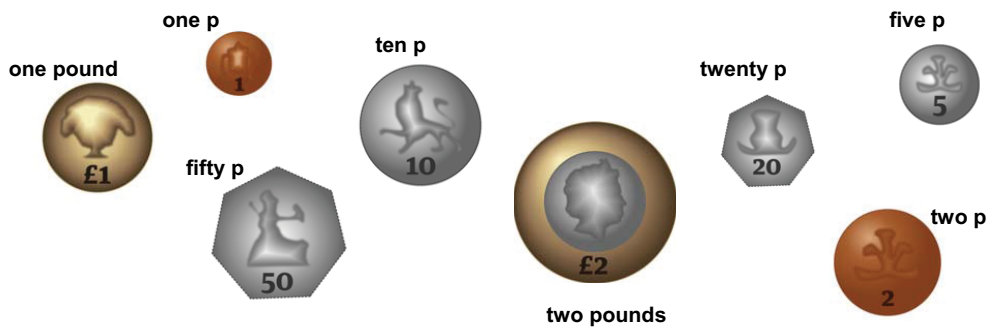


**Task sheet 3**

1. - Excuse me. Where can I get a taxi?  
 - There's a taxi rank in the city centre, opposite the cinema  
 - Thanks
2. - Excuse me, can you get me a taxi, please?  
 - Certainly? Where would you like to go?  
 - The airport.  
 - OK. Just a minute
3. - Where to?  
 - Can you take me to the George Hotel – what's the fare, more or less?,  
 - George Hotel? This time of day? About £6.50
4. - How much is that?  
 - £9.90  
 - Can I have a receipt?  
 - Sure. Here you are

**Task Sheet 4**

1.



2.

1. £3.55
2. £5.25
3. £3.75
4. £1.65
5. £11.75
6. £4.80

# Lesson 5: 食物和饮料

Level 1	Topic	Aim	Language Focus	Skills
Lesson 5	食物和饮料 Food and drink	使学生可以在酒馆或者小餐馆点便餐和饮料	食物和饮料词汇 提出要求的“能”	说、听

## 自学 (Self-study)

- 看任务表1。把单词和画面相匹配。然后在答案中检查你的回答。  
Look at Task Sheet 1. Match the pictures to the words. Then check your answers in the key.
- 在请看任务表2。找出16个有关食物和饮料的单词，然后在正确的食物或者饮料栏中写出来。然后将不同的食物与其来源的不同动物进行匹配。  
Now look at Task Sheet 2. Find 16 words for foods and drinks and then write them in the correct column – Food or Drink. Then match the different foods with the animals they come from.
- 任务表3。看菜单。然后听并勾出顾客所订的。  
Task Sheet 3. Look at the menu. Then listen and tick what the customers order.
- 任务表4。听并按照正确的顺序写出对话。然后听从提示开始进行练习点食物和饮料。  
Task Sheet 4. Listen and write the conversations in the correct order. Then listen to the prompts and practise ordering food and drink.
- 听并写出每项的费用。  
Listen and write down how much each item costs.
- 在进行 *Out There* 任务。  
Now go to the *Out There* task.

## Out There

与你的 *Out There* 谈伴 点食物和饮料。

To practise ordering food and drink with your *Out There* conversation partners.

### 5.1 Task Sheet 1

#### Exercise 1


把画面和单词匹配。

Match the picture to the words.

1. a burger and chips	2. a cup of coffee	3. ice cream	4. orange juice
5. a cup of tea	6. a cheese sandwich	7. tomato soup	8. a bottle of water
9. a piece of chocolate cake	10. fish and chips		



a. \_\_\_\_\_




f. \_\_\_\_\_



b. \_\_\_\_\_



g. \_\_\_\_\_




c. \_\_\_\_\_



h. \_\_\_\_\_



d. \_\_\_\_\_



i. \_\_\_\_\_



e. \_\_\_\_\_



j. \_\_\_\_\_

在答案中检查你的回答。听并重复。

Check your answers in the key. Listen and repeat.

## 5.2 Task Sheet 2

### Exercise 1

以下是更多的你吃和喝的东西。你可以将它们分开来吗？

Here are some more things you eat and drink. Can you separate them?

coke pizzabeer milk lasagna salad sausage somelette pasta lemonade fruit rice eggs beans lager peas


现在把它们放入

Now put them in the food or drink columns:

Food	Drink

.....Alcatel-Lucent

[www.alcatel-lucent.com/careers](http://www.alcatel-lucent.com/careers)



What if  
you could  
build your  
future and  
create the  
future?







One generation's transformation is the next's status quo. In the near future, people may soon think it's strange that devices ever had to be "plugged in." To obtain that status, there needs to be "The Shift".




2. 以下是来自动物身上的食物。把食物与其来自的动物放在一起。

Here are foods that come from animals. Put the food with the animal.

<b>steak</b>	<b>prawns</b>	<b>pork</b>	<b>cod</b>	<b>beef</b>
<b>chicken</b>	<b>lamb</b>	<b>ham</b>	<b>bacon</b>	<b>tuna</b>

					
---	---	---	---	--	---



<i>Menu</i>	
<p><b><u>Soup of the Day</u></b> Tomato</p> <p><b><u>Sandwiches</u></b> Cheese Ham Tuna and mayonnaise Bacon, lettuce, tomato Prawn and mayonnaise Chicken salad</p> <p><b><u>Hot dishes</u></b> Burger and chips Omelette and chips Cod and chips Spaghetti Bacon, egg, sausage, tomato</p>	<p><b><u>Drinks</u></b> Coke Pepsi Mineral water Tea Coffee Hot chocolate</p> <p><b><u>Desserts</u></b> Ice cream Fruit salad Chocolate cake Rice pudding</p>



听。客户点的是什么？

Listen. What do the customers order?

- a) \_\_\_\_\_
- b) \_\_\_\_\_
- c) \_\_\_\_\_
- d) \_\_\_\_\_
- e) \_\_\_\_\_
- f) \_\_\_\_\_

## 5.4 Task Sheet 4

1 请再仔细听一遍，然后将句子顺序排列。

Listen again and put the sentences in order.

1. "Er...yes, a Coke please"

"Anything else?"

"I'll have tomato soup, please and a burger and chips"

"Good afternoon. What would you like?"

---

---

---

---

2. "Yes thanks"

"Is that all?"

"Can I have a cheese sandwich and a piece of chocolate cake"

"Hi there – what can I get you?"

"Yes, I'll have a cup of tea, please?"

"Anything to drink?"

---

---

---

---

---

---

**Exercise 2**

如果要说出你想要的，则问

To say what you want, ask

**‘Can I have ..... please?’ or ‘I’ll have...please.’**

听并点你所听到的食物和饮料

Listen and ask for the food and drink you hear.

Prompts:

- |                      |                    |                             |
|----------------------|--------------------|-----------------------------|
| 1. a cup of tea      | 4. a cup of coffee | 7. a glass of milk          |
| 2. a tuna sandwich   | 5. steak and chips | 8. a bacon sandwich         |
| 3. a bottle of water | 6. a beer          | 9. some chocolate ice cream |



**Join the best at  
the Maastricht University  
School of Business and  
Economics!**

**Top master’s programmes**

- 33<sup>rd</sup> place Financial Times worldwide ranking: MSc International Business
- 1<sup>st</sup> place: MSc International Business
- 1<sup>st</sup> place: MSc Financial Economics
- 2<sup>nd</sup> place: MSc Management of Learning
- 2<sup>nd</sup> place: MSc Economics
- 2<sup>nd</sup> place: MSc Econometrics and Operations Research
- 2<sup>nd</sup> place: MSc Global Supply Chain Management and Change

Sources: Keuzegids Master ranking 2013; Elsevier ‘Beste Studies’ ranking 2012; Financial Times Global Masters in Management ranking 2012

**Maastricht University is the best specialist university in the Netherlands**  
(Elsevier)

**Visit us and find out why we are the best!**  
**Master’s Open Day: 22 February 2014**

[www.mastersopenday.nl](http://www.mastersopenday.nl)



### 5.5 Task Sheet 5

#### Exercise 1



听并重复。  
Listen and repeat.

#### Exercise 2

点这些东西。记住说 ‘Can I have...please’ or ‘I’ll have...please’ 然后问价格。听并写下其费用是多少。  
Ask for these things. Remember to say ‘Can I have...please’ or ‘I’ll have...please’ and then ask the price.  
Listen and write down how much it costs.

- 1. a ham sandwich \_\_\_\_\_
- 2. a burger \_\_\_\_\_
- 3. sausage, egg and chips \_\_\_\_\_
- 4. a cheese salad \_\_\_\_\_
- 5. a piece of chocolate cake \_\_\_\_\_
- 6. a beer \_\_\_\_\_

**Well done, you have now finished the preparation for the speaking practice task.**



## 5.6 Task Sheet 6

### Out There Task

你在一家小餐馆并想点些吃的和喝的。这是菜单。你的谈伴为‘侍应生’。不要忘记付帐！  
(写下其费用多少)

You're in a cafe and want to order something to eat and drink. Here's the menu. Your conversation partner is the 'waiter'. Don't forget to pay! (Write down how much it costs).

在你致电给你“*Out There*”谈伴之前：

#### Before you call your *Out There* conversation partners:

1. 仔细看(下面的)任务。  
Read the task carefully.
2. 你是否已理解？若没有，请再看一遍。  
Do you understand it? If you do not, read it again.
3. 是否已准备好致电给你的谈伴？  
Are you ready to call your partners?
4. 致电并进行自我介绍：  
“Hi, my name is [在此插入你的姓名], I'm learning English, can I ask you some questions?”  
Call and introduce yourself:  
“Hi, my name is [insert your name here], I'm learning English, can I ask you some questions?”
5. 说‘谢谢你’……并开始进行任务。  
Say ‘thank you’... and begin the task.
6. 记住写下你的谈伴的答案并请他们使用“聊天”方格拼写出你不懂的单词和短语。  
Remember to write your partners' answers down and ask them to use the 'chat' box to spell words and phrases you don't understand.
7. 记住你可以录下你的谈话内容并再次听。  
Remember you can record your conversations and listen to them again!

#### Ready?

你的谈伴复制和粘贴以下表格和说明使其理解（在开始任务前通过文档信息传送）：

Copy Task Sheet 3 Menu and instructions for conversation partners to follow (send via text message before you start the task):

你将扮演一位侍者。

You are going to pretend to be a waiter.

## 5.7 Answer Key

## Task Sheet 1

1. i; 2. e; 3. g; 4. b; 5. h; 6. c; 7. f; 8. j; 9. d; 10. a

## Task Sheet 2

Food:	Drink:
pizza	coke
lasagne	beer
salad	milk
sausages	lemonade
omelette	lager
pasta	
fruit	
rice	
eggs	
beans	
peas	



> **Apply now**

REDEFINE YOUR FUTURE  
**AXA GLOBAL GRADUATE  
PROGRAM 2015**

redefining / standards 

agence.cdg © Photonostop



2

<b>Pig</b>	<b>Cow</b>	<b>Fish</b>	<b>Hen</b>	<b>Sheep</b>	<b>Shrimp</b>
ham	beef	tuna	chicken	lamb	prawns
bacon	steak	cod			
pork					

**Task Sheet 3**

- a) tomato soup; b) burger and chips; c) Coke; d) a cheese sandwich  
e) a piece of chocolate cake; f) a cup of tea

**Task Sheet 4**

- “Good afternoon. What would you like?”  
“I’ll have tomato soup, please and a burger and chips”  
“Anything else?”  
“Er...yes, a Coke please”
- “Hi there – what can I get you?”  
“Can I have a cheese sandwich and a piece of chocolate cake?”  
“Anything to drink?”  
“Yes, I’ll have a cup of tea, please?”  
“Is that all?”  
“Yes thanks”

**Task Sheet 5**

1. £1.85; 2. £1.50; 3. £2.75; 4. £1.99; 5. 90 p; 6. £2.35

You can buy and download the full course of 20 lessons from the website of the tiny innovative company for just £5 here:

<http://englishoutthere.com/chinese-student-courses/beginner-course-chinese>